




READY TO ROAR

MEN'S BASKETBALL

2018-19 MEDIA GUIDE

UNITED WE ROAR

2018-19 MILWAUKEE PANTHERS



BRYCE BARNES
JR•5-11•G
CHICAGO, ILL.



DeANDRE ABRAM
R-JR•6-8•G
CARROLLTON, TEXAS



BOBBY ARTHUR-WILLIAMS
JR•6-7•G
POTOMAC, MD.



Te'JON LUCAS
RS•6-3•G
MILWAUKEE, WIS.



WIL SESSOMS
JR•6-8•F/C
LINDEN, N.J.



CARSON WARREN-NEWSOME
SO•6-5•G
WAUKEGAN, ILL.



VANCE JOHNSON
SR•6-8•F
CALUMET CITY, ILL.



AMIR ALLEN
SO•6-8•F/C
RANDOLPH, N.J.



JAKE WRIGHT
GR•6-4•G
HOPKINS, MINN.



HARRISON HENDERSON
RS•6-10•F/C
DALLAS, TEXAS



DARIUS ROY
JR•6-2•G
LAWTON, OKLA.



SHAE MITCHELL
FR•6-7•G/F
LAKEVILLE, MINN.



JAMAR MADGE
FR•6-3•G
KANSAS CITY, MO.



TYLER BEHRENDT
SO•5-11•G
GERMANTOWN, WIS.



ELIJAH GOODMAN
R-SR•6-5•F
BROOKFIELD, WIS.



PAT BALDWIN
HEAD COACH



PARIS PARHAM
ASSISTANT COACH



TERRANCE McGEE
ASSISTANT COACH



PAT MONAGHAN
ASSISTANT COACH



NICK LUCENTI
DIRECTOR OF BASKETBALL
OPERATIONS



JASON NEWKIRK
VIDEO COORDINATOR/
GRADUATE ASSISTANT



ERIC WEISS
GRADUATE MANAGER



“A good
experience
is simple, but
meaningful.”

My name is **Melanie**, and I work at **Network Health**.

What I love most about camping is the simple things—being outside, building a fire and going hiking. I think for a brand it's the simple things and experiences that matter to customers, too. Things like personal service and showing that you care. Even just asking people for their thoughts and taking their feedback. We're always thinking about what the experience is going to look like for the customer and trying to find ways to make it a positive one.



networkhealth.com | 800-276-8004

Watch Melanie's story at
networkhealth.com/Melanie



HMO plans underwritten by Network Health Plan. POS plans underwritten by Network Health Insurance Corporation, or Network Health Insurance Corporation and Network Health Plan. Self-insured plans administered by Network Health Administrative Services, LLC.

SAL-373-02-5/15



V. Marchese Inc.

WHOLESALE FRUITS, VEGETABLES & DAIRY

Phone: (414) 289-0995 • (800) 538-8838

Fax: (414) 289-0833

www.vmarchese.com



ORLANDINI

FLOORING

CARPET | VINYL FLOORS | TILE & STONE
RUBBER FLOORS | WOOD FLOORS | GYM FLOORS | FLOORING DEMO

W226N781 Eastmound Drive, Suite B | Waukesha, WI 53186
262.522.8060 | www.OrlandiniFlooring.com

journal sentinel

PART OF THE USA TODAY NETWORK

Our team has your teams covered!
Stay connected to the best sports coverage and local news.

Visit jsonline.com/offers today to view special offers
or jsonline.com/memberguide to explore benefits!

RJ RING & DUCHATEAU

MEPT Consulting Engineers

HVAC • Plumbing • Electrical • Technology • Lighting Design • Commissioning
414.778.1700 www.ringdu.com

ProAxis

RESTORATION & WATERPROOFING

P.O. Box 259006
Madison, WI 53725

proaxisllc.com
proaxis@proaxisllc.com
(608) 279-7699



Innovative Products for Today's Evolving Infrastructure

832 Anita Avenue • Antioch, IL 60002

Office: (847) 395-6821 • Cell: (815) 451-6082

E-mail: rich@rhlusa.com • Web: www.rhlusa.com



Richard Lengvenis

FSI Finan Services Inc.

THERESA FINAN - OWNER

info@finanservicesinc.com

Concrete Floor Prep • Shotblasting • Scarification • Power Washing
Oilfield Steamer Service • Crane Service

P.O. Box 112
Kelewa, MI 49645

www.finanservicesinc.com

(231) 362-3737
Mobile: (231) 499-2071
Fax: (231) 362-2174

HGA ARCHITECTURE & ENGINEERING



HGA

Proud to be a Panther Partner for over 30 years!

HGA.COM

C.L.S.

Custom Laminating Specialists, LLC

RECEPTION COUNTERS • LAMINATED CABINETS • COMPUTER SOLUTIONS
HOME BARS • LAMINATE • SOLID SURFACE & QUARTZ COUNTERTOPS

JEFF KRUMBACH

2170 Speaker Court, Green Bay, WI 54313

Email: jkrumbach@customlaminatingspecialists.com

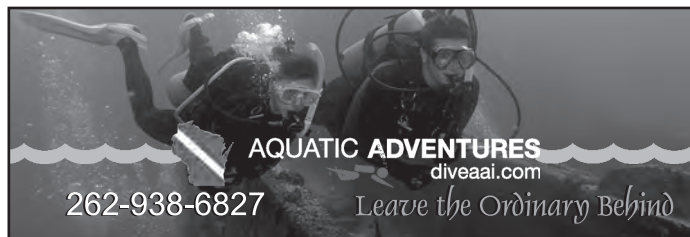
(920) 434-4266 • Fax: (920) 434-4565 • Cell: (920) 366-0070 • www.customlaminatingspecialists.com



PENTAGON

PROPERTY SERVICES

262.439.8419 | info@pentagonproperty.com | www.pentagonproperty.com



262-938-6827

Leave the Ordinary Behind



DATA FINANCIAL, INC.

1100 Glen Oaks Lane, Mequon, WI 53092 • (262) 243-5511 • www.datafinancial.com

David Tenor



DAVID TENOR CORP.

Sewer, Water and Development

DTC David Tenor Corp

2759 Dewey Decker Drive
Green Bay, WI 54313

Phone: 920-360-9246

Fax: 920-857-3248

Email: david.tenor.dtc@gmail.com

Mared

mechanical

Flexible Services Smart Solutions

- HVAC
- Plumbing
- Fire Protection
- Temperature Controls
- Electrical
- Design Build
- New Construction & Retrofits
- LEED Accredited
- Preventative Maintenance

Choose Smart.
Choose Mared Mechanical.

24 HOUR SERVICE

PHONE (414) 536-0411 | FAX (414) 536-0534

4230 W. DOUGLAS AVE. MILWAUKEE, WI. 53209

Table of Contents

TV/Radio Roster	IFC
Table of Contents/Quick Facts	1
2018-19 Rosters	2
2018-19 Schedule	3

Coaching Staff

Pat Baldwin	4-5
Paris Parham	6
Terrance McGee	6
Pat Monaghan	7
Nick Lucenti	7
Jason Newkirk	8
Eric Weiss	8
Support Staff	8

Media Information

Milwaukee Sports Information	9
------------------------------------	---

Panther Profiles

Vance Johnson	10
Bryce Barnes	11
Carson Warren-Newsome	12
DeAndre Abram	13
Bobby Arthur-Williams	14
Wil Sessoms	15
Amir Allen	16
Jake Wright	17
Darius Roy	18
Shae Mitchell	19
Jamar Madge	19
Tyler Behrendt	20
Elijah Goodman	20
Te'Jon Lucas	21
Harrison Henderson	22

2017-18 in Review

Team Statistics	23
Schedule/Results	24
Horizon League in Review	25
Points-Rebounds-Assists	26-27
Individual Highs and Lows	26-27
Team Highs and Lows	28
Miscellaneous Statistics	29

History

Men's Basketball History	30-32
All-Time Letterwinners	33-35
Panther Hall of Famers	36-38
Postseason Tournament Teams	39-50
NCAA Tournament Records	51
Tournament Championship Teams	52-53
League Tournament Records	54-55

Records

Yearly Win-Loss Records	56
Annual Team Leaders	57
1,000-Point Club/500-Rebound Club	58
Pre-Division I Records	58-59
Team Single-Game Records	60-61
Individual Game Records	62
Team Single-Season Records	63
Individual Single-Season Records	64
Career Records	65
Opponent Team Records	66-67
Opponent Individual Records	67
All-Time Series Records	68-69
All-Time NCAA Division I Series Records	70
NCAA Division I Series Histories	71-79
Game-by-Game Results	80-97
All-Time Horizon League Award Winners	98
Attendance Records	99
UW-Milwaukee Panther Arena	99-100

Follow The Panthers All Season Long

Official Website:	mkepanthers.com
Radio:	1130 WISN
Television:	Fox Sports Wisconsin
Web Stream:	ESPN+/ESPN3
Facebook:	facebook.com/MilwaukeePanthers
YouTube/Black & Gold Network:	youtube.com/uwmathletics
Official Blog:	uwmpanthers.com.blogspot.com
Twitter:	Department: @MKEPanthers
	Team: @MKE_MBB
	Head coach Pat Baldwin: @CoachBaldwin23
	Assistant A.D. for Athletic Communications Chris Zills: @sidzills

The 2018-19 Men's Basketball Media Guide was written and edited by Chris Zills with editorial assistance provided by Tim Pahl. Photographs courtesy of Mike Gryniewicz, Len Cederholm and UWM Visual Imaging. Printing by UWM UTIS Copy Center.

Quick Facts

General Information

School	University of Wisconsin-Milwaukee
City/Zip	Milwaukee, Wis. 53211
Founded	1885
Enrollment	24,836
Nickname	Panthers
Colors	Black and Gold
Arena	UW-Milwaukee Panther Arena
Capacity	10,783
Conference	Horizon League
Chancellor	Mark Mone
Director of Athletics	Amanda Braun
Associate AD/SWA	Kathy Litza
Athletics Phone	414-229-5151
Ticket Manager	Julius Martinez
Ticket Office Phone	414-229-5886

Coaching Staff

Head Coach	Pat Baldwin
Alma Mater/Year	Northwestern/1994
Record at Milwaukee	16-17/2nd Year
Career Record	Same
Assistant Coach	Paris Parham
Assistant Coach	Terrance McGee
Assistant Coach	Pat Monaghan
Director of Operations	Nick Lucenti
Video Coordinator/Graduate Assistant	Jason Newkirk
Graduate Manager	Eric Weiss
Athletic Trainer	Andrew Jedlicka

Team Information

2016-17 Overall Record	16-17
Home/Away/Neutral	9-7/6-9/1-1
League Record	8-10
League Finish	6th
League Tournament Finish	1-1
..... Lost in semifinals to Wright State	
Starters Returning/Lost	1/4
Letterwinners Returning/Lost	3/9
Newcomers/Redshirts	8/3

History

First Year of Basketball	1896
First Year in Division I	1990-91
All-Time Record	1,355-1,266-1 (.517)
NCAA Appearances/Last	4/2014
Last NCAA Appearance	Villanova/L, 53-73
NIT Appearances/Last	2/2011
Last NIT Appearance	Northwestern/L, 70-61
CBI Appearances	1/2012
Last CBI Appearance	TCU/L, 83-73

Media Relations

Asst. AD for Communications/MBB Contact	Chris Zills
Cell Phone	414-750-2090
Home Phone	262-334-7050
E-mail	czills@uwm.edu
Associate Dir. of Communications	Tim Pahl
Asst. Dir. of Comm.	Ashley Steltenpohl
Multimedia Services Coordinator	Seth Parmer
SID Fax	414-229-5749
Press Row Phone	414-229-6276

2018-19 Milwaukee Numerical Roster

#	Name	Pos.	Height	Weight	Year	Hometown/High School/Last School	Major
0	Bryce Barnes	G	5-11	172	Jr.	Chicago, Ill. / Bogan Prep	Marketing
1	DeAndre Abram	G	6-8	205	R-Jr.	Carrollton, Texas / Creekview / George Mason	Communications
2	Bobby Arthur-Williams	G	6-7	217	Jr.	Potomac, Md. / Covenant Life / Redlands CC	Psychology
3*	Te'Jon Lucas	G	6-3	180	Rs.	Milwaukee, Wis. / Milwaukee Washington / Illinois	Comm. Engagement & Education
4	Wil Sessoms	F/C	6-8	220	Jr.	Linden, N.J. / St. Mary's of the Assumption / Lee	Comm. Engagement & Education
5	Carson Warren-Newsome	G	6-5	185	So.	Waukegan, Ill. / Waukegan	Finance
11	Vance Johnson	F	6-8	230	Sr.	Calumet City, Ill. / Midwest Elite / Northeast CC	Comm. Engagement & Education
12	Amir Allen	F/C	6-8	210	So.	Randolph, N.J. / Morris Catholic / Northern Oklahoma	Human Resource Management
13	Jake Wright	G	6-4	193	Gr.	Hopkins, Minn. / Hopkins / Miami (Ohio)	MBA
14*	Harrison Henderson	F/C	6-10	225	Rs.	Dallas, Texas / South Grand Prairie / USC	Communications
20	Darius Roy	G	6-2	180	Jr.	Lawton, Okla. / Eisenhower / Connors State	Communications
22	Shae Mitchell	G/F	6-7	175	Fr.	Lakeville, Minn. / Lakeville South	Business
25	Jamar Madge	G	6-3	170	Fr.	Kansas City, Mo. / Raytown South	Civil Engineering
34	Tyler Behrendt	G	5-11	165	So.	Germantown, Wis. / Germantown	Marketing
54	Elijah Goodman	F	6-5	225	R-Sr.	Brookfield, Wis. / Brookfield Central	Finance

2018-19 Milwaukee Alphabetical Roster

#	Name	Pos.	Height	Weight	Year	Hometown/High School/Last School	Major
1	DeAndre Abram	G	6-8	205	R-Jr.	Carrollton, Texas / Creekview / George Mason	Communications
12	Amir Allen	F/C	6-8	210	So.	Randolph, N.J. / Morris Catholic / Northern Oklahoma	Human Resource Management
2	Bobby Arthur-Williams	G	6-7	217	Jr.	Potomac, Md. / Covenant Life / Redlands CC	Psychology
0	Bryce Barnes	G	5-11	172	Jr.	Chicago, Ill. / Bogan Prep	Marketing
34	Tyler Behrendt	G	5-11	165	So.	Germantown, Wis. / Germantown	Marketing
54	Elijah Goodman	F	6-5	225	R-Sr.	Brookfield, Wis. / Brookfield Central	Finance
14*	Harrison Henderson	F/C	6-10	225	Rs.	Dallas, Texas / South Grand Prairie / USC	Communications
11	Vance Johnson	F	6-8	230	Sr.	Calumet City, Ill. / Midwest Elite / Northeast CC	Comm. Engagement & Education
3*	Te'Jon Lucas	G	6-3	180	Rs.	Milwaukee, Wis. / Milwaukee Washington / Illinois	Comm. Engagement & Education
25	Jamar Madge	G	6-3	170	Fr.	Kansas City, Mo. / Raytown South	Civil Engineering
22	Shae Mitchell	G/F	6-7	175	Fr.	Lakeville, Minn. / Lakeville South	Business
20	Darius Roy	G	6-2	180	Jr.	Lawton, Okla. / Eisenhower / Connors State	Communications
4	Wil Sessoms	F/C	6-8	220	Jr.	Linden, N.J. / St. Mary's of the Assumption / Lee	Comm. Engagement & Education
5	Carson Warren-Newsome	G	6-5	185	So.	Waukegan, Ill. / Waukegan	Finance
13	Jake Wright	G	6-4	193	Gr.	Hopkins, Minn. / Hopkins / Miami (Ohio)	MBA

Pat Baldwin	Head Coach
Paris Parham	Assistant Coach
Terrance McGee	Assistant Coach
Pat Monaghan	Assistant Coach
Nick Lucenti	Director of Basketball Operations
Jason Newkirk	Video Coordinator/Graduate Assistant
Eric Weiss	Graduate Manager
Andrew Jedlicka	Assistant Athletic Trainer

* Players will be sitting out the 2018-19 season due to NCAA transfer regulations

Pronunciations

Tyler Behrendt ... BEAR-ent
 Te'Jon Lucas ... Tee-john
 Shea Mitchell ... Shay

Pat Monaghan ... MON-a-han
 Nick Lucenti ... Loo-SEN-tee

2018-19 Men's Basketball Schedule

Date	Opponent	Location	Time
10/31/2018	Concordia Wisconsin (Exh.)	Klotsche Center	7 PM
11/6/2018	Boston College	Chestnut Hill, Mass.	6 PM
11/10/2018	North Dakota (Homecoming)	UWM Panther Arena	6 PM
11/13/2018	Florida International	Miami, Fla.	6 PM
11/16/2018	Cincinnati	Cincinnati Ohio	6 PM
Basketball Hall of Fame Classic (November 20-December 1)			
11/20/2018	LIU Brooklyn	UWM Panther Arena	7 PM
11/23/2018	Albany	UWM Panther Arena	7 PM
11/30/2018	Buffalo	Belfast, Northern Ireland	4:30 AM
12/1/2018	Stephen F. Austin/San Francisco	Belfast, Northern Ireland	7 AM/9:30 AM
12/6/2018	Drake	UWM Panther Arena	7 PM
12/9/2018	North Dakota	Grand Forks, N.D.	3 PM
12/13/2018	UMKC	Kansas City, Mo.	6 PM
12/16/2018	Wisconsin Lutheran	Klotsche Center	4 PM
12/22/2018	Western Michigan	Kalamazoo, Mich.	2 PM
12/29/2018	Green Bay*	UWM Panther Arena	7 PM
1/3/2019	Cleveland State*	UWM Panther Arena	7 PM
1/5/2019	Youngstown State*	UWM Panther Arena	4 PM
1/10/2019	Oakland*	Rochester, Mich.	6 PM
1/12/2019	Detroit Mercy*	Detroit, Mich.	12 PM
1/17/2019	UIC*	UWM Panther Arena	7 PM
1/19/2019	IUPUI*	UWM Panther Arena	6 PM
1/24/2019	Wright State*	Dayton, Ohio	6 PM
1/26/2019	Northern Kentucky*	Highland Heights, Ky.	6 PM
2/1/2019	Green Bay*	Green Bay, Wis.	7 PM
2/7/2019	Youngstown State*	Youngstown, Ohio	6 PM
2/9/2019	Cleveland State*	Cleveland, Ohio	1 PM
2/14/2019	Detroit Mercy*	UWM Panther Arena	7 PM
2/16/2019	Oakland*	UWM Panther Arena	6 PM
2/22/2019	IUPUI*	Indianapolis, Ind.	6 PM
2/24/2019	UIC*	Chicago, Ill.	3:12 PM
2/28/2019	Northern Kentucky*	UWM Panther Arena	7 PM
3/2/2019	Wright State*	UWM Panther Arena	6 PM
<u>Motor City Madness</u>			
March 5/6	First Round	Campus sites (highest seed hosts)	TBA
March 11	Semifinals	Detroit, Mich. (Little Caesars Arena)	6 PM/8:30 PM
March 12	Championship	Detroit, Mich. (Little Caesars Arena)	6 PM

*Horizon League Games | Home Games in **BOLD** | Times Subject to Change



Pat Baldwin

Head Coach • Second Season • Northwestern, 1994



Pat Baldwin was named head coach of the Milwaukee men's basketball team on June 20, 2017. In his first season on the bench, he led the Panthers to 16 victories, an improvement of five wins over the prior season while also finishing four spots higher in the final Horizon League regular season standings.

Included in that record was an impressive 17-point (73-56) victory over a Loyola Chicago team that finished the season ranked No. 7 in the final *USA Today* Coaches Poll, advanced to the Final Four and posted 32 wins including contests over No. 5 Florida, No. 13 Tennessee, No. 22 Miami and No. 24 Nevada. MKE also handed Iowa State its first loss in a home opener in 20 years when it upended the Cyclones, 74-56, in Baldwin's second official game as head coach.

In the classroom, the team was honored as part of the NCAA Academic Progress Rate (APR) Public Recognition Awards for outstanding academic achievement. Milwaukee was one of just 35 men's basketball programs recognized nationwide and the only member of the Horizon League on the list after posting a perfect 1,000 four-year rate.

Five different school records were set over the course of the campaign, with Milwaukee advancing to the semifinals at Motor City Madness - the only league school to advance that far in each of the past two seasons.

Baldwin joined Milwaukee from Northwestern University and became the seventh head coach since Milwaukee's 1990 move to NCAA Division I.

"We are proud to have Patrick join the UW-Milwaukee family," said UWM Chancellor Mark Mone at the time of the hiring. "His deep commitment to have our student-athletes succeed in the classroom as well as on the court reflects the values of Milwaukee basketball. I know he will also play an important role in helping to connect our university to the community."

Baldwin spent four seasons as an assistant coach at Northwestern, helping rebuild his alma mater into a force in the Big Ten.

"Pat has played a major role in the resurgence of a successful program and is ready to take the next step as a head coach," Milwaukee Director of Athletics Amanda Braun said. "We are very happy that step will be taken at UWM and as a Panther. He is very familiar with the Horizon League and the Midwest and will continue to build on the foundation we have put in place. I am thrilled to welcome Patrick, his wife, Shawn, and their children to the Milwaukee program."

"I want to thank Amanda Braun and Chancellor Mone for affording me the opportunity and honor to serve as the head coach at the University of Wisconsin-Milwaukee," Baldwin said. "I am extremely excited about this opportunity to lead a program that has a great tradition of winning, resources to help facilitate our ascension in the Horizon League and commitment from the entire administration. Our main goal and focus is to compete and win championships. I can't wait to get started with our current roster of student-athletes and work toward achieving great success both on and off the court."

A key member of the Northwestern coaching staff under head coach Chris Collins, Baldwin saw the Wildcats increase their win

total in each of his four years there.

That culminated his final season with a school-record 24 victories and the first NCAA tournament berth in school history. NU's 2016-17 season also included 10 wins in Big Ten play for the first time since the 1930s. That followed what was a school-record 20 wins during the 2015-16 campaign.

As an assistant coach at NU, where he worked primarily with the guards, Baldwin helped the Wildcats land recruiting classes ranked in the nation's top 30.

"The entire Wildcats community is thrilled for Pat Baldwin, an outstanding representative of our university," said Northwestern Vice President for Athletics & Recreation Jim Phillips. "He was an exceptional student-athlete, and has been an incredible mentor for our young men during his tenure on the men's basketball staff."

Baldwin, a 1994 graduate of Northwestern, was one of the top players in school history. He still stands among the top 20 scorers, was a three-time team captain, graduated as the school's all-time leader in steals and assists, and was the Big Ten Defensive Player of the



Year No. 2 of the Pat Baldwin Era



Year as a senior.

"I'd like to thank the Northwestern University community under the leadership of President Morty Schapiro, Vice President for Athletics & Recreation Jim Phillips and his staff, head coach Chris Collins, the staff and players for four unbelievable years," Baldwin said. "I was able to come back to my alma mater and be a part of a tremendous transformation in the men's basketball program, culminating in a dance in the NCAA tournament. Thank you for all of the great memories."

Baldwin played professionally in Bosnia and Croatia before joining the coaching ranks. He has valuable firsthand experience in the Horizon League, beginning with two seasons as an assistant at UW-Green Bay before a seven-year stop at Loyola Chicago, where he finished as the associate head coach. Prior to arriving at Northwestern, he spent two seasons at Missouri State, where he recruited Missouri Valley Conference Freshman of the Year Marcus Marshall.

A native of Leavenworth, Kansas, Baldwin got his coaching start during the 2001-02 season at Lincoln University in Jefferson City, Missouri.

Baldwin was a standout player for Northwestern from 1990-94. He still ranks first in school history with 272 career steals, second all-time with 452 assists and 20th with 1,189 points. His 90 steals as a freshman in 1990-91 are the school's single-season record, while his 154 assists as a senior in 1993-94 rank third in school history.

Patrick and Shawn (née Karey – herself a former Northwestern volleyball player) have four children: Patrick, Tatum, Brooke and Claire.

What they are saying about Pat Baldwin:

"Pat has played an integral role in the building of our program at Northwestern over the last four years. He has been heavily involved in all aspects of the program, whether it be on the court as a coach, in recruiting, in the community or with our alumni. He is more than ready to head to Milwaukee and do a terrific job. I know that he will do great things."

- Chris Collins, Northwestern head men's basketball coach

"Pat Baldwin is one of the greatest basketball players ever to wear Northwestern's uniform, and his tireless dedication and positive energy were invaluable during his time as a coach. He will be missed, but I know the entire Northwestern community is delighted to see such a terrific man receive such a wonderful opportunity."

-Mike Greenberg, TV and Radio Host, ESPN & ABC

"Pat's limitless enthusiasm, vast knowledge of the game, relentless work ethic, and steadfast commitment to the student-athlete experience have prepared him for this opportunity. This is a spectacular hire by Amanda Braun to lead the Panthers, and we can't wait to see what the future holds for Pat, Shawn, Patrick, Tatum, Brooke and Claire, who will always be a part of the Wildcats family."

- Northwestern Vice President for Athletics & Recreation Jim Phillips

"I have had the chance to get to know Pat as an assistant for my son, Chris, over the past four years. He is one of the finest men I have ever been around in my 45 years in sports. His integrity is off the charts, and you will love his ability to connect with people socially and what he brings to the table for your program. He has a great family and is all about the right things. He's a wonderful man, a terrific coach and a great teacher. He has a great basketball mind, a great spirit and a great heart. We will miss him at Northwestern. You got yourself a star and a true champion in Pat Baldwin."

- Doug Collins, former NBA head coach and current NBA analyst for ESPN



Paris Parham begins his second season as an assistant coach for the Milwaukee men's basketball team in 2018-19.

Parham, a Chicago native, is closing in on 20 years in the coaching profession and came to Milwaukee following five seasons as an assistant coach at Illinois. While a member of John Groce's Fighting Illini staff, the squad averaged 19 victories per year and made postseason appearances three times, winning nearly 100 games (95-75).

"I am extremely excited to have Paris join our Milwaukee Panther family," head coach Pat Baldwin said at the time of his hiring. "Paris provides extensive experience recruiting and coaching high-caliber student-athletes throughout the Midwest. Paris' recruiting prowess and versatility as a coach will be a great asset to the Milwaukee Panther program."

Parham arrived at Illinois after five years as an assistant at Illinois State. ISU won 104 games during Parham's tenure on former head coach Tim Jankovich's staff. The Redbirds recorded four 20-plus win seasons in five years, advancing to the NIT four times and the Missouri Valley Tournament championship game on three occasions.

Parham spent the previous three years in Chicago, serving one season as head coach at Morgan Park (2007) and two seasons as head coach at Phillips Academy (2005-06). He was the Chicago Public League's Red-Central Coach of the Year in 2005 after leading Phillips to an undefeated conference record. During this time, Parham also coached with the AAU program Full Package and assisted at the Chicago Bulls Training Academy.

Prior to his coaching stops at the high school level, Parham served for three seasons as an assistant coach at Maryland-Eastern Shore (2002-04). He entered the coaching ranks at his alma mater, Minnesota State (formerly Mankato State), serving as a graduate assistant (1996) before spending five seasons as an assistant coach (1997-2001).

Parham's collegiate playing career included two years each at Lincoln College (1992-93) and Minnesota State (1994-95). At Lincoln, Parham was a two-year team captain and set the school's single-season assist record. Parham completed his career at Minnesota State with 556 points in 54 games (10.3 ppg). He led the team in assists in consecutive years, with his 5.2 average ranking eighth on the Mavericks' all-time single season assists list. He also still holds the school record for career steals average at 1.9 spg. Parham earned All-North Central Conference (NCC) honorable mention honors as a senior in 1995 and also was named the league's co-most improved player.

Parham earned two degrees from Minnesota State, a bachelor's in business administration in 1995 and a master's in education administration in 2000. He and his wife, Keisha, have two sons, Paris Jr. and Kai.

Paris Parham

Assistant Coach, Second Season
Minnesota State, 1995



Terrance McGee begins his second season as an assistant coach for the Milwaukee men's basketball team in 2018-19.

McGee joined the Panthers following six seasons as an assistant at Southern Illinois University. While with the Saluki's, he played a key role to the team's rise to 22 victories in 2016 and has proven himself as a strong recruiter in the St. Louis area, helping develop all-conference SIU guards Desmar Jack-

son and Anthony Beane Jr.

"I am proud to welcome Terrance and his family back home and to the Milwaukee Panther family," head coach Pat Baldwin said at the time. "Terrance has great knowledge and understanding of the Milwaukee and Wisconsin high school basketball landscape, which is the base of our recruiting efforts. Terrance is a very good role model for our young men and will help develop them on and off the court."

Prior to Southern, McGee served two seasons as an assistant coach at Grand Valley State University, during which time the Lakers compiled a 33-21 record, including a 19-8 mark and third-place finish in the Great Lakes Intercollegiate Athletic Conference in 2011.

A 6-foot-2 guard who played collegiately for two seasons at Missouri State (2001-03), McGee averaged 14.9 points, 3.5 rebounds and 4.3 assists his senior year and earned First-Team All-Missouri Valley Conference and All-Defensive Team honors.

Prior to MSU, he spent two years at Kirkwood Community College (1999-2001). After his college career, McGee played professionally overseas for seven years.

A native of Milwaukee, Wis., McGee earned his undergraduate degree in hospitality and restaurant administration at MSU and was working toward a Master's Degree at Grand Valley.

Terrance McGee

Assistant Coach, Second Season
Missouri State, 2003

Coaching/Support Staff



Pat Monaghan enters year number two on the bench after he joined the staff of the Milwaukee men's basketball team as an assistant coach prior to the 2017-18 season.

Monaghan joined Baldwin at MKE following six seasons at Minnesota State University. In addition to being an assistant coach, Monaghan was also the recruiting coordinator for the Mavericks.

"I am very fortunate to have Pat join our Panther family," head coach Pat Baldwin said at the time. "Pat is an extremely hard-working and loyal coach who dedicates himself to basketball. I have seen his work ethic firsthand and know he will give everything he has to the Panther program. Pat will attack recruiting and work to put us in prime position with student-athletes at all levels."

While working under six-time league coach of the year Matt Margenthaler, Monaghan helped the Mavericks - one of the top NCAA Division II programs in the nation - to NCAA Tournament appearances four times and also to a pair of Northern Sun Intercollegiate Conference titles. He has also helped guide over a dozen players to All-NSIC honors in his tenure.

The team tied the school record with 28 wins in 2012-13 and topped that with a 30-5 mark in 2013-14. The Mavs won 20 or more games each of his final five campaigns.

A native of Chicago, Ill., Monaghan came to Minnesota State from Loyola University Chicago where he served as the team's Director of Basketball Operations in his first stint with Baldwin.

Prior to his time in Chicago, Monaghan was an assistant coach at Coffeyville Community College in Coffeyville, Kan., for two seasons. While at Coffeyville, he helped guide the Ravens to a 24-8 record in 2008-09, including a Jayhawk East Conference Championship.

He also spent two seasons as a graduate assistant coach at Wayne State College (Neb.).

Monaghan began his playing career in 2002 at Harper Community College before transferring to Lewis University where he played for the Flyers from 2004-06.

Pat Monaghan

Assistant Coach, Second Season
Lewis, 2006



Nick Lucenti starts his second year as the Director of Basketball Operations for the Milwaukee men's basketball program after being hired in the summer of 2017.

Lucenti came to Milwaukee after two seasons as the Graduate Assistant at Northwestern while earning a Master's Degree in Sports Administration. He works directly with Baldwin on coordinating team travel, budget, practices and other program functions.

"I am proud to welcome Nick Lucenti to our Milwaukee Panther family as Director of Basketball Operations," Baldwin said. "Nick has a great basketball pedigree and been a part of many winning teams. Nick has a great perspective of the culture and foundation we want to build here at Milwaukee."

While with Northwestern, Lucenti was involved with scouting reports, breaking down game film, on-court player development and as a member of the scout team. Other responsibilities included creating recruitment materials, coordinating travel details, postgame meals and assistance in coordination of recruit visits. He also oversaw all managers and served as the gym director for Chris Collin's Basketball Camps.

Lucenti comes from a basketball background. His grandfather, Paul Westhead, coached the Los Angeles Lakers and also at Loyola Marymount. Lucenti played collegiately at Oregon from 2010 to 2014, which at the time was the winningest four-year stretch in program history.

Nick Lucenti

Director of Operations, Second Season
Oregon, 2014




Jason Newkirk joined the staff of the Milwaukee men's basketball program prior to the start of the 2018-19 campaign.

Newkirk comes to Milwaukee following last season as the assistant coach at Colby Community College in Colby, Kansas. In his only year, the Trojans went 20-12 and advanced to the quarterfinals of the NJCAA Region VI Tournament.

Newkirk grew up in South Carolina. His college playing career included two seasons with the Raiders of Oakton Community College (Ill.). He spent his final two campaigns at Olivet Nazarene University, where he graduated with a degree in marketing management.

Jason Newkirk

Video Coordinator/Graduate Assistant, First Season




Eric Weiss joined the staff of the Milwaukee men's basketball program prior to the start of the 2018-19 campaign.

Weiss, who calls Birmingham, Mich., home, graduated from Lawrence University in 2018 with a degree in history. While at Lawrence, he played basketball for four years for the Vikings and was a team captain. He was named to the Academic All-Midwest Conference Team and NABC Honors Court in 2018.

Eric Weiss

Graduate Manager, First Season




Andrew Jedlicka was hired as an assistant athletic trainer in November of 2016 and currently serves in the role of interim director for sports medicine. He works with the men's basketball and women's tennis programs.

Jedlicka comes to the Panthers from the University of Northern Iowa, where he spent the two seasons as the UNI women's basketball athletic trainer.

Jedlicka earned both his athletic training bachelor's degree in 2010 and his athletic training master's degree in 2013, receiving both degrees from UNI. He served as a graduate assistant athletic trainer for the Panthers from Jan. 2012 to May 2014, primarily assisting the UNI football squad.

Andrew Jedlicka

Interim Director for Sports Medicine, Third Season



Chris Zills is the Assistant Athletic Director for Athletic Communications for the Milwaukee Panthers. He joined the athletic department in July of 2005 as the assistant sports information director, after spending four years as the head sports information director at Marian University in Fond du Lac, Wis. At Milwaukee, Zills is the primary media relations contact for men's basketball, baseball and men's and women's soccer.

Zills received his undergraduate degree in Sports Management from Wisconsin-La

Crosse and his master's degree from Marian University. He has been a member of the College Sports Information Directors of America since 2001 and has received national publication awards from CoSIDA for his work on media guides 16 times, including "Best in the Nation" for the cover of the 2009 men's soccer media guide.

He resides in West Bend with wife, Bridget, and two sons - Quinn, born in 2005, and Lucas, born in the summer of 2008.

Chris Zills

Athletic Communications, Fourth Season

La Crosse, 1997

Marian University, 2004



Scott Warras will start his third year as the men's basketball play-by-play announcer for radio broadcasts in the 2017-18 season.

No stranger to Milwaukee basketball, Warras had spent the prior 10 years as the voice of the UWM women's basketball program. Prior to that, Warras was on the producing-side of Panther men's contests, having been a part of the team as far back as the Sweet 16 run in the NCAA Tournament in 2005.

In addition to his work with the Panthers, Warras enjoyed a long stretch of producing "Midday with Charlie Sykes" on Newsradio 620 WTMJ and is now the executive producer for "Scaffidi and Bilstad". He also works with Time Warner Cable SportsChannel's summer baseball package, which includes UWM and high school baseball. He also spent over a decade as head of the broadcasting team at Wisconsin Lutheran College.

Scott Warras

Radio Play-by-Play, Third Season
Wisconsin Lutheran College, 2003



Media members are invited to visit www.mkepanthers.com - the officially sanctioned website of Milwaukee Athletics - to keep up with all of the latest information on the Milwaukee men's basketball program. The site features weekly releases and previews prior to gameday, plus complete game recaps, postgame quotes, box scores and up-to-date statistics. Fans can also follow the stats of all home games live online.

The site also features profiles on every Milwaukee men's basketball player, as well as special feature stories on the team, updated throughout the season. Plus the website - hosted by Sidearm Sports - has updated information on all 15 of MKE varsity sports.



Assistant AD for Athletic Communications/MBB Contact Chris Zills
Associate Director - Athletic Communications Tim Pahl
Assistant Director of Communications & Graphic Design Ashley Steltenpohl
Multimedia Services Coordinator Seth Parmer

Press Row Phone (414) 229-6276
Website www.mkepanthers.com
Zills Cell 414-750-2090
Zills E-Mail czills@uwm.edu
Pahl Office/E-Mail 414-229-2413/tdpahl@uwm.edu
Steltenpohl Office/E-Mail 414-435-8118/steltenp@uwm.edu
Parmer Office/E-Mail 414-229-6079/parmer@uwm.edu
SID Office Fax 414-229-5749
Shipping Address UWM Athletics - Sports Information
UWM Pavilion, Room 147
Milwaukee, WI 53211

Welcome to Milwaukee Basketball

The Milwaukee Athletic Communications staff welcomes your coverage of the 2018-19 Panther men's basketball team. Assistant AD for Athletic Communications Chris Zills serves as the main contact for men's basketball. He can be reached by cell phone at (414) 750-2090 or by e-mail at czills@uwm.edu.

Getting the Information

The communications office produces a game notes packet for every men's basketball game, as well as releases for other special announcements and events. To be added to an electronic mailing list, contact Chris Zills. The releases are also available in the media room prior to every Milwaukee men's basketball game.

Interview Requests

Head coach Pat Baldwin and members of the men's basketball team are available to the media on a regular basis following practice. Most practices take place in the afternoon, though exact times do vary from day-to-day. Arrangements for phone interviews can also be made, but should be made through the communications office. Requests for interviews on game days must be made in advance.

Home Game Credential Requests

All requests for media credentials for Milwaukee men's basketball home games should be made to Chris Zills as early as possible. Working members of the media will be assigned a seat courtside or in the upper-level media area and will receive access to the UWM Panther Arena Media Room or Klotsche Center Media Room. Passes that are not mailed will be available at the media will call table, located on the east end of the main lobby at the UWM Panther Arena or the main lobby of the Klotsche Center. Parking passes are available, but space is extremely limited. Contact Chris Zills for more information.

Media Room Information

The UWM Panther Arena Media Room is located on the lower concourse on the east end of the building. The room is equipped with phone lines, wireless internet access and power supplies available on a first-come, first-served basis. The media room is also the location for all postgame media conferences and an audio box with ample plug-in space is available for a clean audio feed of the conferences.

Gameday Media Services

The media room is open 90 minutes prior to the scheduled tipoff. Game notes, programs, media guides, updated team and league statistics, plus other special information, will be available in the media room at that time. A pregame meal is served in the media room approximately one hour prior to the tipoff. The media room is also the site of all postgame media conferences. The visiting coach and requested players will be brought to the media room following a 10-minute cooling-off period, followed by Milwaukee players and head coach.

Locker Room Policies

The basketball locker room is closed to the media before and after all games, home and away. Players and coaches will be brought out of the locker room to speak with members of the media as requested. The training room is also closed to the media. Special requests for access to the locker room and other closed portions of the facilities should be made well in advance of game day.

Photographer Access

Photographers may shoot from the baselines behind the marked lines on the floor. One-half of each baseline will be available, with the other half being used by cheerleaders and dance squads. Because of space limitations, photographers cannot shoot from press row or in front of press row.

Radio Broadcasts

Space is reserved courtside for the visiting team's official radio station, as designated by the visiting school's sports information department. The reserved space, located next to the visiting team bench, includes three seats, a complimentary phone line, an ethernet line, stat and video monitor and power outlets. Due to space limitations, additional seats are not available.


Television Broadcasts

The television rights to all home men's basketball games are held by UWM Athletics. Visiting schools or other groups wishing to originate a television broadcast from the arena should contact Chris Zills and Wisconsin Center District Event Manager Krista Momsen at (414) 908-6000 well in advance of the game date. Space can be reserved for the broadcast team at courtside directly across from the scorers' table and camera locations are located throughout the arena. There is also parking for a television mobile unit on the northwest side of the building.



F

#11



Vance Johnson

6-8 • 230 • Senior

Calumet City, Ill.

Northeast CC

2017-18: Appeared in all 33 games of his debut MKE campaign ... earned a spot in the starting lineup six times ... averaged 4.6 points and 3.6 rebounds per game ... shot 50 percent from the floor and 70 percent from the free throw line ... went a perfect 4-4 from the floor and finished with 9 points in 19 minutes of his MKE debut at the Marquette exhibition Oct. 22 ... finished with 3 points, 6 rebounds and a block in his MKE debut against La Crosse Nov. 10 ... posted the best effort of his MKE career at Jacksonville Dec. 5, finishing with a season-high 6 points (3-4 FG) while adding 5 rebounds in just 15 minutes on the court ... tied for the team lead with 6 rebounds at Western Illinois Dec. 9 ... also added 6 points, a steal and an assist ... 5 points and 3 boards in just 8 minutes of action at Belmont Dec. 13 ... a productive 14 minutes off the bench against Oakland Dec. 28, scoring a season-best 10 points while tying season-high with 6 rebounds ... made 4-of-5 shots from the floor and blocked a pair of shots ... earned the first start of his UWM career Dec. 30 against Detroit and added 6 points (on 3-3 FG), 3 rebounds, an assist and a block ... played very well at CSU Jan. 6, setting MKE highs in points with 11 (was 10) and rebounds with 8 (was 6) ... went 7-10 from the FT line and played a season-high 22 minutes as well ... scored 10 points and grabbed 7 rebounds in just 18 minutes at UIC Jan. 12 ... 9 points and 6 rebounds in just 18 minutes against CSU Jan. 27 ... 7 points and 7 boards in a season-best 26 minutes of action at NKU Feb. 8 ... productive 13-minute effort at UDM Feb. 22, finishing with 8 points and 5 boards ... went for 10 points and 6 boards in just 17 minutes on the court at Oakland Feb. 24.



Prior to MKE: Comes to Milwaukee from Northeast Community College in Norfolk, Nebraska, where he played two years for the Hawks ... was named Second Team Iowa Community College Athletic Conference (ICCAC) All-Region after averaging 13.6 points and 9.0 rebounds per game as a sophomore ... a force in the paint, he led the team in scoring and rebounding while shooting a team-high 60.2 percent from the field ... as a freshman, Johnson put up 9.0 points and 6.7 rebounds per game while shooting 45 percent from the floor.

High School: A graduate of Midwest Elite Prep Academy ... also a First-Team All-South Suburban Conference honoree at Thornton Fractional North High School in Calumet City, Ill.

Personal: Son of Quintina Lott ... a community engagement & education major ... chose UWM because of his recruiting process with the new coaching staff and how close it was to home ... most memorable sports experience was receiving numerous NCAA Division I offers to play basketball ... career goal is to make it to the NBA ... lists playing video games, watching movies and sleeping as hobbies ... born Jan. 16, 1997.

Year		G-GS	Min.-MPG	FG-FGA	FG%	3pt-Att	3pt%	FT-FTA	FT%	O-D	Reb	RPG	Ast	TO	BL	ST	Pts	PPG
2017-18	Junior	33-6	481-14.6	56-112	.500	3-12	.250	36-52	.692	41-79	120	3.6	8	36	12	7	151	4.6
Totals	1 year	33-6	481-14.6	56-112	.500	3-12	.250	36-52	.692	41-79	120	3.6	8	36	12	7	151	4.6



G

#0



Bryce Barnes

5-11 • 172 • Junior

Chicago, Ill.

Bogan Prep

2017-18: Started 26 times among his 32 games played on the season ... averaged 6.5 points and 2.2 rebounds per game ... finished second on the squad in steals ... finished with 6 points and 2 steals in the exhibition contest at Marquette Oct. 22 ... in the starting lineup for the exhibition finale against Wisconsin Lutheran Nov. 2, hitting 4-of-5 shots to finish with 11 points, 5 rebounds, 3 assists and 2 steals in the win ... went off for a career-high 19 points in the opener against La Crosse Nov. 10, topping former best of 14 vs. DePaul (11/20/16) ... hit 6-7 from the floor and 6-7 from the line, all in just 19 minutes ... finished in double-figures at Iowa State Nov. 13, netting 10 points on the strength of a career-best 8 FT attempts ... scored 5 points and grabbed a career-best 6 rebounds against FIU Nov. 18 after missing a game due to injury ... one of 5 players in double-figures in the win at Northern Illinois Nov. 29, finishing with 10 points and 3 assists ... 6 points, 3 rebounds and a career-best 4 assists at Western Illinois Dec. 9 ... went 4-4 at the FT line, finishing with 9 points, 3 assists and a pair of rebounds against Northern Kentucky Jan. 18 ... scored in double-figures for the first time in 16 games, finishing with 12 points and 4 rebounds in the win over Wright State Jan. 20 ... played in a career-high 37 minutes (prior high was 25) ... scored 14 points in the win over CSU Jan. 27 (2nd-most of the year), including a pair of big 3's ... paced the Panthers with 13 points at NKU Feb. 8, adding a career-high 7 rebounds (former high was 6) ... 6 points, 3 assists and a career-high 3 steals at Detroit Mercy Feb. 22 ... chipped in 8 points and a career-high 6 assists at Oakland Feb. 24.

2016-17: Appeared in all 35 games as a freshman, playing 12.1 minutes per game ... averaged 4.1 points, 1.0 rebounds and 1.0 assists per outing ... shot 42.7 percent from the floor and a team-best 45.2 percent on 3-pointers (14-31) ... also made 72.5 percent of his free throws (37-51) ... impressed in debut exhibition against Concordia Nov. 5, finishing with 8 points and 7 rebounds in 17 minutes of playing time ... 8 points, 3 rebounds and a pair of steals in the season-opener against MSOE Nov. 11 ... posted an impressive outing in front of hometown family and friends at DePaul Nov. 20, leading the team in scoring with a season-high 14 points ... made 5-8 from the floor and 4-5 from the FT line, playing 21 minutes ... chipped in 4 points and 3 rebounds in the win over UC Irvine Nov. 26, posting season highs with his rebound total and 3 steals ... a spark off the bench against SDSU Nov. 27, dropping 13 points in just 13 minutes of playing time on 5-7 shooting from the floor ... also had a season high 4 rebounds ... scored 9 points and handed out a season-high 3 assists at Loyola Dec. 10 ... scored 11 points in just 17 minutes off the bench at Ohio Dec. 14, with his season-best 6-for-6 effort from the line keeping the Panthers close down the stretch ... contributed 8 points, 3 rebounds and 3 assists against Western Illinois Dec. 17, playing a season-high 25 minutes ... chipped in 8 points and a pair of rebounds against Belmont Dec. 19 ... pumped in 9 points in just 14 minutes of playing time at Green Bay Jan. 6 ... hit a key 3 to help spur the UWM comeback against Cleveland State Jan. 20 ... went for 11 points on 5-6 FG shooting against Valparaiso Feb. 21 ... scored 7 points - all from the line - against Oakland Feb. 26 ... scored 7 points in the win over UIC March 6, hitting a key three-pointer late to help UWM stay on top.

High School: A four-year varsity player and three-year varsity starter at Bogan Prep in Chicago ... led his team to a 20-8 record and a spot in the 2016 IHSA Boys Basketball Sectional Finals as a senior ... a two-year team captain for the Bengals, averaged 13.4 points, 5.5 assists, 2.4 steals and 2.7 rebounds per game his final season on his way to earning Illinois Basketball Coaches Association Class 3A/4A Third-Team All-State honors ... was named Third Team *Chicago Sun-Times* All-City as well as First-Team All-City CPS ... helped Bogan earn a CPS City Championship in 2015 and a Red South Conference Championship in 2014 ... as a junior, the team went 23-7 overall while Barnes averaged 9.4 points, 2.9 rebounds, 2.0 assists and 2.0 steals per contest ... Barnes also played for the Mac Irvin Fire on the AAU circuit and was the co-winner of its Summer Award for "Most-Improved Player" in Illinois from the class of 2016 ... averaged 16.6 points per game in the regular season and topped that with a 19.6 ppg average at the Nike Peach Jam ... in the classroom, Barnes held a 5.0 grade point average on a 5-point scale ... was ranked as one of the top seniors in Illinois according to www.getbucketsillinois.com.

Personal: Son of Lester and Carolyn Barnes ... a marketing major ... chose UWM because the coaching staff is full of great people that he felt comfortable with ... career goals are to go to the NCAA Tournament and help change people's lives in a positive way ... most memorable sports experience was winning the city championship his junior year ... born March 24, 1998.

Year		G-GS	Min.-MPG	FG-FGA	FG%	3pt-Att	3pt%	FT-FTA	FT%	O-D	Reb	RPG	Ast	TO	BL	ST	Pts	PPG
2016-17	Fresh.	35-0	424-12.1	47-110	.427	14-31	.452	37-51	.725	4-31	35	1.0	20	35	1	22	145	4.1
2017-18	Soph.	32-26	665-20.8	71-196	.362	20-70	.286	46-68	.676	9-60	69	2.2	56	45	3	28	208	6.5
Totals	2 years	67-26	1089-16.3	118-306	.386	34-101	.337	83-119	.697	13-91	104	1.6	76	80	4	50	353	5.3



G

#5



Carson Warren-Newsome

6-5 • 185 • Sophomore

Waukegan, Ill.

Waukegan High School

2017-18: Played in 27 games over the course of his freshman season, earning a spot in the starting five on three occasions ... averaged 6.0 points and 1.9 rebounds per game ... finished the season as the best free-throw shooter on the squad, sinking 78.0 percent (32-of-41) of his attempts ... in the starting lineup of the exhibition opener against Marquette Oct. 22, finishing with 4 points and 3 rebounds ... chipped in 6 points in just 9 minutes against WLC Nov. 2 ... finished with 5 points in his first collegiate action against La Crosse Nov. 10, including a fast-break dunk ... 2 points and a pair of boards against Concordia-St. Paul Nov. 17 ... posted the best game of his MKE career in the win at NIU Nov. 29, coming off the bench to score 11 points, missing just one FG attempt, while making 3 three-pointers ... earned the first start of his collegiate career at Western Illinois Dec. 9 ... finished with 8 points and a pair of rebounds ... scored 3 points against Oakland Dec. 28, coming in a season-high 20 minutes ... tied season-bests with 3 rebounds and 3 assists ... put together a brilliant outing against Detroit Dec. 30, hitting key 3-pointers down the stretch ... set a season high with 13 points (was 11), while also tying highs in FGM (4) and 3FGM (3) ... continued to progress as a freshman, scoring a season high 14 points (was 11) and 5 rebounds (was 3) at UIC Jan. 10 ... also played a season-best 23 minutes ... earned the start at Green Bay Jan. 15 and responded with a season high for the second game in a row when he netted 16 ... added 4 rebounds and played a season-high 38 minutes ... netted a dozen points in 19 minutes in the win over Green Bay Feb. 2 ... chipped in 11 points in just 17 minutes against WSU Feb. 10, hitting a pair of big 3's and a highlight coast-to-cast layup that included a between-the-leg dribble and a 360 finish.



High School: A four-year starter for Waukegan High School ... was named the *News-Sun* Boys Basketball Player of the Year as a senior after he averaged 19 points and 5.3 rebounds, helping the Bulldogs reach the Class 4A Waukegan Sectional championship game ... scored 33 points in a regional championship game victory against Stevenson ... averaged twelve points, six rebounds, three assists and two steals per contest his junior year ... was named MVP at the Grant Thanksgiving Tournament and earned second team all-area honors ... played for Coach Mike Mullins and the traditional powerhouse Illinois Wolves on the AAU circuit ... averaged close

to 10 points a game against the best players in the country during the Under Armour Association circuit ... finished second on the team in scoring and rebounding.

Personal: Son of Ronzeyl and Shaemia Newsome ... a finance major ... most memorable sports experience was playing in front of a sold-out crowd in the "Dog Pound" ... career goal is play basketball professionally ... lists basketball as his hobby ... born Dec. 11, 1998 .

Year		G-GS	Min.-MPG	FG-FGA	FG%	3pt-Att	3pt%	FT-FTA	FT%	O-D	Reb	RPG	Ast	TO	BL	ST	Pts	PPG
2017-18	Fresh.	27-3	433-16.0	54-148	.365	23-83	.277	32-41	.780	11-40	51	1.9	20	21	2	19	163	6.0
Totals	1 year	27-3	433-16.0	54-148	.365	23-83	.277	32-41	.780	11-40	51	1.9	20	21	2	19	163	6.0



G

#1



DeAndre Abram

6-8 • 205 • Redshirt Junior

Carrollton, Texas

George Mason

2017-18: Sat out the 2017-18 campaign due to transfer regulations and has two seasons of eligibility remaining.

Prior to MKE: Joins the program following two seasons at George Mason ... appeared in nine games as a sophomore, making one start ... shot 46.2 percent from the floor, averaging 3.4 points and 2.0 rebounds in under 10 minutes per game on average ... that followed a very good freshman campaign, in which he appeared in all 32 games and made 13 starts ... averaged 6.6 points and 2.9 rebounds per contest, highlighted by a 27-point/10-rebound effort against Wagner that earned him one of two Atlantic 10 Rookie of the Week honors that season ... his first came after a career-high 24-point effort against Longwood in his first collegiate start.

High School: Scored 16.9 points per game as a senior at Creekview High School, earning 2015 District 11-5A Offensive Player of the Year honors ... named All-Region 2-5A and Team MVP after helping Creekview to its first playoff win in 12 years ... team captain junior season ... First Team All-District 10-4A and Co-MVP ... earned the Crimson Honor for Junior Representative for PTSA.

Personal: Son of Dewanda Hurd-Lumpkins and DeAndrew Abram ... nickname is Drego ... has a sister, DreeAna, who plays volleyball at Louisiana-Lafayette ... mother played collegiate volleyball and father played collegiate basketball at Texas College ... a communications major ... chose UWM for the opportunity to play basketball and because of the bond with the coaches ... career goal is to play professionally after college ... most memorable sports experience was hitting the game-winner against a rival school in a high school contest ... hobbies include video games, chilling with friends and listening to music ... born June 1, 1997.

Year		G-GS	Min.-MPG	FG-FGA	FG%	3pt-Att	3pt%	FT-FTA	FT%	O-D	Reb	RPG	Ast	TO	BL	ST	Pts	PPG
2015-16	@ GM	32-13	658-20.6	76-221	.344	33-120	.275	36-37	.703	25-69	94	2.9	6	21	12	6	211	6.6
2016-17	@ GM	9-1	82-9.1	12-26	.462	2-8	.250	5-7	.714	7-11	18	2.0	1	5	3	1	31	3.4
Totals	2 years	41-14	740-18.0	88-247	.356	35-128	.273	31-44	.705	32-80	112	2.7	7	26	15	7	242	5.9



G

#2



Bobby Arthur-Williams

6-7 • 217 • Junior

Potomac, Md.

Redlands CC

Prior to MKE: Joins the Panthers after a season at Redlands Community College in El Reno, Okla. ... averaged an impressive double-double of 17.7 points and 10.7 rebounds per game ... shot 52 percent from the field and 72 percent from the free throw line, adding 4.0 assists per game ... netted a season-high 35 points on a pair of occasions, grabbing as many as 18 rebounds in a game ... closed the season with double-doubles in 14 of his final 16 appearances ... spent his freshman year at Louisburg, making 30 starts for a team that finished 30-5 on the season ... in just 16.7 minutes per game, averaged 4.1 points and 4.5 rebounds per contest.

High School: Two-time MVP of his Covenant Life High School team ... averaged 12.2 points as a senior ... also spent two seasons on the football team and three season playing badminton ... Dean's List member ... spent three years with club team Mid-Atlantic Select.

Personal: Son of Bobby Arthur-Williams and Justina Opoku ... sister, Sarafina, played basketball at Mt. St. Mary's ... a psychology major with a sociology minor ... chose UWM because of the coaches and the basketball culture ... most memorable sports experience was losing on a buzzer-beater in the championship in high school ... career goal is to play basketball professionally or be a therapist, fire fighter movie star or pilot ... hobbies include listening to music, watching movies and sleeping ... has done volunteer work with mission programs ... born Feb. 20, 1997.

		<h1>Wil Sessoms</h1>
<h2>F/C</h2>		<h2>6-8 • 220 • Junior</h2>
<h2>#4</h2>		<h2>Linden, N.J.</h2>
		<h2>Lee College</h2>

Prior to MKE: Comes to Milwaukee after playing one season at Lee College in Baytown, Texas ... appeared in 27 games for the Runnin' Rebels in 2017-18, shooting 46.2 percent from the floor and 74.7 percent from the free throw line ... averaged 10.2 points and 5.4 rebounds per game, scoring in double-figures on 15 occasions ... went for a season-high 26 points against Lone Star College in late November ... spent the 2016-17 campaign at New Mexico Military Institute in Roswell, New Mexico ... played in 30 games, averaging 6.0 points and 6.2 rebounds while shooting 45.6 percent from the field.

High School: Four-year letterwinner on the basketball court for St. Mary's of the Assumption ... also ran track and played soccer.

Personal: Son of Tiffany Jacobs ... nickname is ILLWILL ... a community engagement & education major ... chose UWM because it felt like home ... career goal is to play in the NBA or FIBA International ... most memorable sports experience was his final game at Lee College ... born June 9, 1998.



F/C

#12



Amir Allen

6-8 • 210 • Sophomore

Randolph, N.J.

Northern Oklahoma

Prior to MKE: Comes to Milwaukee following one season at Northern Oklahoma College in Tonkawa, Oklahoma ... enjoyed a tremendous freshman campaign with the Mavericks, appearing in all 32 games as the team went 24-8 overall, seeing its season end in a three-point heartbreaker in the NJCAA Region 2 Semifinals ... found his way into the starting lineup quickly, eventually making 27 starts ... shot an impressive 63.1 percent (147-of-233) from the floor ... averaged 11.8 points-per-game, getting to the free throw line 141 times and connecting on 85 of those attempts ... added 7.0 rebounds, 1.2 blocks and nearly a steal per contest ... scored in double-figures in 22 games, with a season-high 23 points coming in a victory over Link Year Prep Nov. 21 ... recorded six double-doubles, grabbing as many as 14 rebounds in a game ... named to the all-academic team.

High School: As a prep, was named 2015-16 All *Daily Record* Boys Basketball Player of the Year after leading Morris Catholic to three straight league titles overall ... averaged 22.8 points, 13.2 rebounds and 4.3 blocks per game, which were all county highs ... earned postseason honors three times, including twice as a first-team selection.

Personal: Parents are Keith Allen and Theo and Kendra Charley ... a human resource management major ... chose UWM because of the city and the coaching staff that will push him to be his best ... career goal is to win an NCAA championship ... most memorable sports experience was being named county Player of the Year as a senior ... hobbies include basketball, video games, watching Netflix and chilling with friends ... does regular volunteering with community service projects ... born Nov. 1, 1997.



G

#13



Jake Wright

6-4 • 193 • Graduate Student

Hopkins, Minn.

Miami (Ohio)

Prior to MKE: Joins the program following three seasons at the NCAA Division I level, the past two at Miami (Ohio) ... comes to the Panthers with one year of immediate eligibility remaining after earning his undergraduate degree in sport management and leadership ... has scored 714 points in 92 career games, an average of 7.8 points-per-game ... brings an impressive three-point shooting touch; sinking 192 three's in his career, making them at a 40 percent clip ... also brings a career free-throw mark of 84 percent from the line ... two-time Academic Mid-American Conference squad member ... appeared in 31 games for the RedHawks in 2017-18, averaging 5.4 points and 1.1 rebounds in 16 minutes per contest ... shot a team-best 40.8 percent from three-point range and tallied a career-best 22 points against Fort Wayne in December ... made as many as seven 3's in a single game, topped by an impressive 7-of-9, 21-point long-range showing against Eastern Michigan in February ... as a junior, he netted 9.1 points-per-game, making 16 starts in 32 appearances ... scored in double-figures 18 times and sank 71 3's – the fourth-most in program history – while making 93 percent of his free-throw attempts ... as a freshman at the Citadel, Wright averaged just under 9 points, appearing in 29 games and making nine starts ... earned Southern Conference All-Freshman Team honors, shooting an impressive 42.1 percent (72-of-171) from beyond the arc – with his 72 makes fifth-best in school history ... in SoCon action, his 46.1 percent clip on 3's led the league.



High School: Scored 1,372 points in his career at Hopkins High School ... ranked three stars by ESPN; was fifth among Minnesota seniors and 49th nationally his final prep season ... averaged 16.3 points as a junior ... named to the 2013 Star Tribune All-Metro Team and the 2012-13 All-Lake Conference First Team ... an Honorable Mention All-Lake Conference honoree after averaging 9.5 ppg ... played in the state tournament three times, including his freshman season when the squad claimed its third straight 4-A state championship – finishing the campaign ranked No. 13 in USA Today's Super 25 ... also captured a national championship with his AAU team, the Howard Pulley Panthers.

Personal: Son of Brian and Becky Wright ... brother, Simon, plays basketball at Elon ... nickname is “Cowboy” ... working towards a Masters of Business Administration at Milwaukee ... chose UWM to pursue his MBA and because of his relationship with Coach Baldwin ... career goal is to trust God and work as hard as possible at everything he does ... most memorable sports experience was winning the 2013 AAU National Championship; playing with teammates Tyus Jones and Reid Travis ... hobbies include adventuring outdoors, hanging out with his fiancé Courtney and listening to country music ... born Sept. 18, 1995.

Year		G-GS	Min.-MPG	FG-FGA	FG%	3pt-Att	3pt%	FT-FTA	FT%	O-D	Reb	RPG	Ast	TO	BL	ST	Pts	PPG
2014-15	@ Citadel	29-9	746-25.7	84-211	.398	72-171	.421	17-22	.773	4-41	45	1.6	16	17	0	5	257	8.9
2016-17	@ Miami	32-16	851-26.6	97-256	.379	71-202	.351	26-28	.929	7-44	51	1.6	13	19	0	13	291	9.1
2017-18	@ Miami	31-4	496-16.0	54-132	.409	49-120	.408	9-12	.750	1-31	32	1.0	10	9	1	11	166	5.4
Totals	3 years	92-29	2093-22.8	235-599	.392	192-493	.389	52-62	.839	12-116	128	1.4	39	45	1	29	714	7.8



G

#20



Darius Roy

6-2 • 180 • Junior

Lawton, Okla.

Connors State

Prior to MKE: Spent last season at Connors State College in Warner, Oklahoma, leading the nationally-ranked Cowboys to a 31-4 record and an appearance in the Elite Eight of the NJCAA National Basketball Tournament after earning the No. 12 national seed in the event ... started all 35 games, directing an offense that put up 90.3 points-per-game on the season ... averaged 12.8 points, 5.5 assists, 4.8 rebounds and 1.6 steals per game, shooting 48 percent from the floor, 41 percent from three-point range and 76 percent from the free throw line ... posted season-highs of 26 points, collected as many as 11 rebounds in a game and handed out as many as 11 assists – including 9 or more on six occasions while also finishing the campaign with over twice as many assists (194) as turnovers ... played at Mercer as a freshman, where he appeared in 18 games for the Bears.

High School: Named the Oklahoma Basketball Coaches Association 2016 Class 5A Player of the Year as a senior ... averaged 21.3 points, 4.4 rebounds, 3.3 assists and 2.8 steals per game ... led his team to a 23-5 record his final campaign, falling in the state semifinals ... that followed a 5A State Championship as a junior, averaging 15 points and 5 assists per game for the Eagles.

Personal: Son of Earl and Kutoria Roy ... nickname is D. Roy ... a communications major ... chose UWM because he liked the coaching staff, the family atmosphere and the vibe with the team ... also saw it as a great opportunity to play at the NCAA DI level ... career goal is to earn his degree and play basketball at the professional level ... most memorable sports experience was winning a state title as a junior in high school and advancing to the Elite Eight in the NJCAA Tournament ... hobbies include video games, hanging out with the team, playing ping-pong and fishing ... born March 3, 1998.



G/F

#22



Shae Mitchell


6-7 • 175 • Freshman

Lakeville, Minn.

Lakeville South High School


High School: Was on the Watch List for the 2018 “Mr. Basketball” award in the state of Minnesota at Lakeville South High School ... averaged over 16 points-per-game as a senior, finishing as the school’s all-time leading rebounder as well as shot-blocker ... crossed the 1,000-point plateau as a junior, a year in which he averaged 15 points and 5 rebounds per contest ... an All-South Suburban Conference selection as a senior, junior and a sophomore (when he averaged 16.7 points/5.0 rebounds), the team captain entered his final prep season as one of the top players in the Class of 2018 in the state ... was named to the Preseason All- State Class AAAA Team and played on the Grassroots Circuit with nationally-known D1 Minnesota ... also played football and ran track.

Personal: Son of Lester and Kari Mitchell ... a business major ... chose UWM because he liked the team, city and coaching staff and feels like the situation fits his goals perfectly ... career goal is to continue with basketball and then get into a business career ... most memorable sports experience was watching and playing with former teammate Jack Sorenson when he put up 44 points against Hopkins ... loves to go fishing and to cook ... has done volunteer work with Feed my Starving Children ... born Nov. 13, 1999.



G

#25



Jamar Madge

6-3 • 170 • Freshman

Kansas City, Mo.

Raytown South High School

High School: A Missouri Class 4 All-State First-Team selection at Raytown South High School ... led the Cardinals to a 25-6 record as a senior, falling in the Missouri Class 4 State Championship game in which he scored 23 points ... an All-District 13 and First-Team All-Suburban Conference honoree each of his final two seasons ... ranked as the No. 14 prospect in the state of Missouri by MaxPreps ... led the team in three-pointers made while averaging 16 points and 4.6 rebounds per contest his final season ... also an all-district and all-conference track performer (800m) ... All-Academic Team member who graduated in the top 10 percent of his class ... played three club seasons with Team Rush.

Personal: Son of Jamar (Sr.) and Jodie Madge ... a civil engineering major and a business minor ... chose UWM because of the relationship he established with Coach Baldwin ... career goal is to play in the NBA and to work for a top engineering firm ... most memorable sports experience was making it to the state title game as a senior ... hobbies include hanging out with friends, talking on the phone and watching TV ... has done volunteer work with Harvesters, a community food network ... born Nov. 8, 1999.



G

#34



Tyler Behrendt

5-11 • 165 • Sophomore

Germantown, Wis.

Germantown High School

2017-18: Joined the program as a walk-on late in the season ... did not see game action ... member of the Horizon League Academic Honor Roll.

High School: A four-year member of the successful Germantown High School basketball team ... helped team to a pair of conference crowns and a runner-up finish in the state championship ... averaged 10 points per game ... also a member of the volleyball team for two seasons, finishing one of them as the state runner-ups ... Dean's List member ... club team was Wisconsin Swish.

Personal: Son of Kurt and Marla Behrendt ... mother played volleyball at MKE ... a marketing and supply chain management major ... chose UWM because his entire family went to school here ... career goal is to coach basketball at some level ... most memorable sports experience was hitting a half-court buzzer beater in high school to send a game to overtime ... has done volunteer work with the homeless and at youth camps ... hobbies include swimming, cooking and listening to music ... born Nov. 26, 1997.



F

#54



Elijah Goodman

6-5 • 225 • Redshirt Senior

Brookfield, Wis.

Brookfield Central HS

2018-19: Joined the team as a walk-on for the 2018-19 season ... one year of eligibility remaining ... member of the Milwaukee baseball team.

High School: Named Wisconsin Basketball Coaches Association Division 1 Second-Team All-State as a senior at Brookfield Central High School after leading the state in rebounding at 15.9 per game ... also scored 13.8 points-per-contest ... grabbed 20 rebounds and scored 19 points in Central's 68-58 victory over Germantown, snapping the Warhawks' state-record winning streak at 69 consecutive games ... two-time first-team all-conference selection ... averaged 14.1 ppg and 15.6 rpg as a junior, posting a double-double in 22 of 24 games ... member of the *Milwaukee Journal Sentinel's* All-Area Fourth Team ... earned Second-Team Wisconsin Baseball Coaches Association All-State honors while leading team to a 29-6 record and the WIAA summer baseball state championship ... key contributor on the mound, going 5-2 with two saves, a 1.10 ERA and 72 strikeouts in 51.0 innings of work ... was a First-Team WBCA All-State and 2013 NOW All-Suburban Baseball First Team honoree as a junior, a season in which he was named the Greater Metro Conference Player of the Year and first-team all-conference ... batted .455 in 29 games for the Lancers, with 14 runs scored and 29 RBIs ... also an all-conference football player.

Personal: Son of Kelly and Sheila Goodman ... majoring in finance ... chose UWM because it was close to home ... career goal is to be successful ... most memorable sports experience was winning state for baseball and beating Germantown in basketball ... has done volunteer work with the Special Olympics ... lists hobbies as biking, video games and basketball ... born Nov. 10, 1995.



G

#3



Te'Jon Lucas

6-3 • 180 • Redshirt

Milwaukee, Wis.

Illinois

Prior to MKE: Joins the program following two seasons at Illinois ... will sit out the 2018-19 campaign due to transfer regulations and have two seasons of eligibility remaining ... averaged 5.7 points, 2.2 rebounds and 3.2 assists in 29 games as a sophomore, making 19 starts over the course the season ... shot 47.8 percent (64-of-134) from the field, leading the Illini in assists-per-game ... that followed a freshman season in which he appeared in 31 games, making 15 starts while averaging 4.8 points and a team-best 3.1 assists per contest ... finished fourth in the Big Ten in steals in league play (1.5 spg) and fifth with a 2.2 assist-to-turnover ratio.

High School: The No. 138 prospect in the Class of 2016 according to the Composite Ranking, the former Milwaukee Washington High School standout put up impressive numbers in high school, earning unanimous Wisconsin Basketball Coaches Association First-Team D2 All-State honors despite having his final season cut short with a leg injury ... averaged 20.5 points, 5.3 rebounds, 7.8 assists and 2.8 steals per game his last prep season, choosing Illinois over offers from USC, Purdue and Old Dominion while also being recruited by Michigan ... runner-up for Mr. Basketball ... led team to a 14-4 mark before the injury and was still named the state's top senior point guard by the Wisconsin Sports Network and the City Co-Player of the Year ... a four-star recruit by Scout and three-stars by Rivals, 247Sports and ESPN, Lucas also averaged 14.3 points and 5.2 assists as a junior, earning second-team all-league honors.

Personal: Son of Thomas and Marie Lucas ... a community engagement & education major ... chose Milwaukee because it was close to home and a good basketball opportunity ... career goal is to own his own business ... born Oct. 10, 1998.



Year		G-GS	Min.-MPG	FG-FGA	FG%	3pt-Att	3pt%	FT-FTA	FT%	O-D	Reb	RPG	Ast	TO	BL	ST	Pts	PPG
2016-17	@ Ill.	31-15	642-20.7	47-115	.409	12-32	.375	42-71	.592	7-51	58	1.9	95	51	1	32	148	4.8
2017-18	@ Ill.	29-19	620-21.4	64-134	.478	5-19	.263	32-52	.615	12-53	65	2.2	94	56	3	31	165	5.7
Totals	2 years	60-34	1262-21.0	111-249	.446	17-51	.333	74-123	.602	19-104	123	2.1	189	107	4	63	313	5.2



F/C

#14



Harrison Henderson

6-10 • 225 • Redshirt

Dallas, Texas

Southern California

Prior to MKE: Joins the program following two seasons at the University of Southern California ... will sit out the 2018-19 campaign due to transfer regulations and have two seasons of eligibility remaining ... played in 11 games as a sophomore, with the Trojans posting a 24-12 record while finishing the postseason in the National Invitation Tournament ... as a freshmen, Henderson averaged 1.3 points and a rebound per contest as USC posted 26 victories before getting knocked out of the NCAA Tournament in the second round.



High School: Came to USC as a three-star recruit in the class of 2016 ... was ranked No. 265 nationally in the 247Sports composite, 63rd among power forwards and 17th in the state of Texas ... South Grand Prairie High School team went 25-9 and reached the semifinals of the Texas 6A regional championships as a senior ... averaged 12.1 points and 6.6 rebounds and was named first team all-district ... additionally, was an academic first-team selection and National Honor Society member.

Personal: Son of Bill and Sharon Banks ... biological father, Phil Henderson (played at Duke 1987-90 making three Final Fours), passed away in 2013 ... a communications major ... chose UWM because of the great family feel and the academic graduate rate ... most memorable sports experience was hitting the game-winner against a rival in high school ... born March 18, 1997.

Year		G-GS	Min.-MPG	FG-FGA	FG%	3pt-Att	3pt%	FT-FTA	FT%	O-D	Reb	RPG	Ast	TO	BL	ST	Pts	PPG
2016-17	@ USC	13-0	50-3.8	5-14	.357	2-5	.400	5-12	.417	1-11	12	0.9	2	2	4	2	17	1.3
2017-18	@ USC	11-0	26-2.4	2-10	.200	0-2	.000	0-0	.000	2-4	6	0.5	0	1	0	0	4	0.4
Totals	2 years	24-0	76-3.2	7-24	.292	2-7	.286	5-12	.417	3-15	18	0.8	2	3	4	2	21	0.9

2017-18 Season Statistics

Overall Statistics

Overall Statistics					Total	3-ptrs			Rebounds											
##	Player	GP-GS	Min	Min/G	FG-FGA	PCT	3FG-FGA	PCT	FT-FTA	PCT	Off-Def	TOT	Avg	PF-FO	A	TO	Blk	Stl	Pts	Avg
1	Jeremiah Bell	32-23	975	30.5	157-371	.423	75-196	.383	63-83	.759	10-92	102	3.2	74-1	57	44	3	38	452	14.1
3	Brock Stull	31-31	1114	35.9	139-367	.379	72-190	.379	64-86	.744	17-133	150	4.8	47-0	97	68	3	20	414	13.4
24	Bryce Nze	33-28	972	29.5	147-255	.576	8-29	.276	38-79	.481	96-184	280	8.5	96-3	43	70	48	28	340	10.3
50	Brett Prael	33-32	981	29.7	130-209	.622	4-16	.250	46-65	.708	58-107	165	5.0	66-0	44	62	46	18	310	9.4
0	Bryce Barnes	32-26	665	20.8	71-196	.362	20-70	.286	46-68	.676	9-60	69	2.2	65-0	56	45	3	28	208	6.5
5	Carson Warren-Newsome	27-3	433	16.0	54-148	.365	23-83	.277	32-41	.780	11-40	51	1.9	30-0	20	21	2	19	163	6.0
4	Jeremy Johnson	18-10	345	19.2	35-96	.365	17-63	.270	3-6	.500	7-37	44	2.4	38-1	15	8	5	11	90	5.0
14	Vance Johnson	33-6	481	14.6	56-112	.500	3-12	.250	36-52	.692	41-79	120	3.6	62-1	8	36	12	7	151	4.6
13	August Haas	32-6	644	20.1	44-113	.389	12-44	.273	23-42	.548	1-64	65	2.0	64-1	89	41	3	27	123	3.8
10	Sam Burkart	6-0	8	1.3	1-3	.333	1-1	1.000	0-0	.000	0-0	0	0.0	0-0	0	0	0	0	3	0.5
23	Seth Dittmer	7-0	12	1.7	0-0	.000	0-0	.000	2-2	1.000	2-3	5	0.7	1-0	0	0	0	0	2	0.3
52	Alex Prael	11-0	20	1.8	0-2	.000	0-0	.000	3-4	.750	0-6	6	0.5	2-0	0	0	0	0	3	0.3
TM	Team										39-50	89				17				
Panthers		33	6650		834-1872	.446	235-704	.334	356-528	.674	291-855	1146	34.7	545-7	429	412	125	196	2259	68.5
Opponents		33	6650		811-1865	.435	263-698	.377	375-504	.744	271-837	1108	33.6	547-7	408	406	134	192	2260	68.5

Record	Overall	Home	Away	Neutral	Score By Periods (Overall)				Score By Periods (League)			
League	8-10	5-4	3-6	0-0	Milwaukee				Milwaukee			
Non-League	8-7	4-3	3-3	1-1	Opponents				Opponents			
					1st	2nd	ot	Tot	1st	2nd	ot	Tot
					1062	1181	16	2259	594	648	16	1258
					1102	1130	28	2260	592	639	28	1259

League-Only Statistics

League-Only Statistics			Total					3-ptrs		Rebounds										
##	Player	GP-GS	Min	Min/G	FG-FGA	PCT	3FG-FGA	PCT	FT-FTA	PCT	Off-Def	TOT	Avg	PF-FO	A	TO	Blk	Stl	Pts	Avg
1	Jeremiah Bell	18-18	580	32.2	97-216	.449	45-111	.405	42-54	.778	5-54	59	3.3	43-1	41	32	1	21	281	15.6
3	Brock Stull	18-18	654	36.3	73-213	.343	39-105	.371	34-46	.739	11-79	90	5.0	29-0	64	42	1	12	219	12.2
24	Bryce Nze	18-13	527	29.3	87-142	.613	5-13	.385	24-53	.453	58-98	156	8.7	54-2	22	35	28	10	203	11.3
50	Brett Prael	18-17	526	29.2	70-115	.609	2-10	.200	24-33	.727	32-52	84	4.7	34-0	27	32	30	10	166	9.2
14	Vance Johnson	18-6	305	16.9	43-74	.581	3-5	.600	31-45	.689	26-54	80	4.4	31-0	5	23	9	6	120	6.7
5	Carson Warren-Newsome	18-2	330	18.3	41-105	.390	19-62	.306	18-24	.750	7-29	36	2.0	19-0	17	16	0	10	119	6.6
0	Bryce Barnes	18-14	347	19.3	31-98	.316	11-39	.282	21-31	.677	5-34	39	2.2	32-0	30	23	2	10	94	5.2
13	August Haas	17-2	331	19.5	16-51	.314	4-19	.211	12-24	.500	0-35	35	2.1	30-1	42	22	1	17	48	2.8
4	Jeremy Johnson	5-0	31	6.2	1-4	.250	1-4	.250	1-2	.500	0-7	7	1.4	4-0	1	2	0	1	4	0.8
10	Sam Burkhart	5-0	6	1.2	1-3	.333	1-1	1.000	0-0	.000	0-0	0	0.0	0-0	0	0	0	0	3	0.6
52	Alex Prael	5-0	9	1.8	0-0	.000	0-0	.000	1-2	.500	0-2	2	0.4	1-0	0	0	0	0	1	0.2
23	Seth Dittmer	4-0	4	1.0	0-0	.000	0-0	.000	0-0	.000	0-2	2	0.5	0-0	0	0	0	0	0	0.0
TM	Team										22-30	52				11				
Panthers		18	3650		460-1021	.451	130-369	.352	208-314	.662	166-476	642	35.7	277-4	249	238	72	97	1258	69.9
Opponents		18	3650		458-1065	.430	142-392	.362	201-261	.770	160-449	609	33.8	317-7	232	218	79	116	1259	69.9

2017-18 Schedule/Results

Date	Opponent	W/L	Score	Attendance	High Scorer	High Rebounder
Nov. 10	LA CROSSE	W	83-73	1492	(19) Bryce Barnes	(9) Bryce Nze
Nov. 13	at Iowa State	W	74-56	13853	(17) Brock Stull	(6) Jeremiah Bell
Nov. 17	CONCORDIA-ST. PAUL \$	L	55-69	1686	(13) August Haas	(11) Brett Prah
Nov. 18	FIU \$	W	66-51	1313	(17) Bryce Nze	(9) Bryce Nze
Nov. 19	ELON \$	W	72-71	1013	(21) Brock Stull	(12) Bryce Nze
Nov. 24	at Wisconsin	L	49-71	17287	(10) Bryce Nze	(7) Bryce Nze
Nov. 29	at Northern Illinois	W	75-62	1216	(18) Brett Prah	(10) Brett Prah
Dec. 2	MONTANA STATE	L	64-68	1596	(18) Brett Prah	(10) Bryce Nze
Dec. 5	at Jacksonville	W	62-52	619	(14) Jeremiah Bell	(12) Bryce Nze
Dec. 9	at Western Illinois	L	69-90	663	(21) Jeremiah Bell	(6) Vance Johnson (6) Brett Prah
Dec. 13	at Belmont	L	63-82	1612	(20) Jeremiah Bell	(8) Bryce Nze
Dec. 15	LOYOLA	W	73-56	1705	(23) Brock Stull	(7) Bryce Nze
Dec. 22	WESTERN MICHIGAN	L	63-66	1115	(23) Brock Stull	(6) Brock Stull (6) Bryce Nze
Dec. 28	OAKLAND*	L	68-76	1312	(19) Brock Stull	(9) Brock Stull
Dec. 30	DETROIT MERCY*	W	87-79	986	(18) Jeremiah Bell	(8) Bryce Nze
Jan. 4	at Youngstown State*	L	63-72	1484	(24) Jeremiah Bell	(9) Bryce Nze
Jan. 6	at Cleveland State*	W	67-63	1027	(19) Jeremiah Bell	(8) Vance Johnson
Jan. 10	at IUPUI*	L	71-72	1002	(21) Jeremiah Bell	(7) Bryce Nze
Jan. 12	at UIC*	L	73-88	1643	(17) Bryce Nze	(9) Bryce Nze
Jan. 15	at Green Bay*	L	92-99 OT	2630	(26) Jeremiah Bell	(10) Brock Stull
Jan. 18	NORTHERN KENTUCKY*	L	64-91	1009	(12) Brock Stull	(7) Bryce Nze
Jan. 20	WRIGHT STATE*	W	66-61	1603	(17) Brock Stull	(11) Brock Stull
Jan. 25	YOUNGSTOWN STATE*	W	66-55	1677	(17) Jeremiah Bell (17) Bryce Nze	(7) Brock Stull
Jan. 27	CLEVELAND STATE*	W	70-47	1865	(18) Bryce Nze	(11) Bryce Nze
Jan. 29	UIC*	L	56-74	1057	(17) Jeremiah Bell	(12) Bryce Nze
Feb. 2	GREEN BAY*	W	76-58	1973	(25) Bryce Nze	(10) Bryce Nze
Feb. 8	at Northern Kentucky*	L	52-54	4819	(13) Bryce Barnes	(9) Bryce Nze
Feb. 10	at Wright State*	W	74-73	5713	(18) Jeremiah Bell	(7) Bryce Nze (7) Brock Stull
Feb. 16	IUPUI*	L	71-76 OT	2871	(29) Jeremiah Bell	(17) Bryce Nze
Feb. 22	at Detroit Mercy*	W	72-49	1102	(23) Bryce Nze	(15) Bryce Nze
Feb. 24	at Oakland*	L	70-72	3508	(19) Brock Stull	(8) Brett Prah
March 4	vs. UIC ^	W	80-75	--	(25) Brock Stull	(9) Bryce Nze
March 5	vs. Wright State ^	L	53-59	5398	(22) Jeremiah Bell	(15) Bryce Nze

* - Horizon League Game

\$ - Black & Gold Shootout (Milwaukee, Wis.)

^ - Horizon League Tournament contest

Home Games in CAPS

Horizon League Standings

	League		Overall	
	W-L	Pct.	W-L	Pct.
Northern Kentucky	15-3	.833	22-10	.688
Wright State	14-4	.778	25-10	.714
UIC	12-6	.667	20-16	.556
Oakland	10-8	.556	19-14	.576
IUPUI	8-10	.444	11-19	.367
Milwaukee	8-10	.444	16-17	.485
Green Bay	7-11	.389	13-20	.394
Cleveland St.	6-12	.333	12-23	.343
Youngstown St.	6-12	.333	8-24	.250
Detroit Mercy	4-14	.222	8-24	.250

Horizon League Tournament

MOTOR CITY MADNESS

All games at Joe Louis Arena in Detroit, Mich.

First Round - Friday, March 2

Game 1 - #7 Green Bay 93, #10 Detroit Mercy 81
Game 2 - #8 Cleveland St. 72, #9 YSU 71

Second Round - Saturday, March 3

Game 3 - #8 Cleveland St. 89, #1 N. Ky. 80
Game 4 - #2 Wright State 87, #7 Green Bay 72

Second Round - Sunday, March 4

Game 5 - #6 Milwaukee 80, #3 UIC 75
Game 6 - #4 Oakland 62, #5 IUPUI 55

Semifinals - Monday, March 5

Game 7 - #8 Cleveland St. 44, #4 Oakland 43
Game 8 - #2 Wright St. 59, #6 Milwaukee 53

Championship - Tuesday, March 6

Game 9 - #2 Wright St. 74, #8 Cleveland St. 57

All-Tournament Team

Grant Benzinger (MVP), Wright State
Tyree Appleby, Cleveland State
Kenny Carpenter, Cleveland State
Khalil Small, Green Bay
Loudon Love, Wright State

Postseason Awards

PLAYER OF THE YEAR

Kendrick Nunn, Oakland

FRESHMAN OF THE YEAR

Loudon Love, Wright State

DEFENSIVE PLAYER OF THE YEAR

Tai Odiase, UIC

SIXTH MAN OF THE YEAR

Godwin Boahen, UIC

COACH OF THE YEAR

Scott Nagy, Wright State

FIRST TEAM ALL-LEAGUE

Khalil Small, Green Bay
Drew McDonald, Northern Kentucky
Jalen Hayes, Oakland
Kendrick Nunn, Oakland
Grant Benzinger, Wright State

SECOND TEAM ALL-LEAGUE

Kameron Chatman, Detroit Mercy
Jeremiah Bell, Milwaukee
Lavone Holland II, Northern Kentucky
Loudon Love, Wright State
Cameron Morse, Youngstown State

ALL-FRESHMAN TEAM

Tyree Appleby, Cleveland State
Jermaine Jackson Jr., Detroit Mercy
Jalen Tate, Northern Kentucky
Loudon Love, Wright State
Naz Bohannon, Youngstown State

ALL-DEFENSIVE TEAM

Khalil Small, Green Bay
Jalen Tate, Northern Kentucky
Martez Walker, Oakland
Tai Odiase, UIC
Mark Hughes, Wright State

Horizon League Statistical Rankings

9. Scoring Offense	2259	68.5
3. Scoring Defense	2260	68.5
6. Scoring Margin	68.5/68.5	0.0
8. Free Throw Percentage	356-528	.674
4. Field Goal Percentage	834-1872	.446
5. Field Goal Pct Defense	811-1865	.435
7. 3-Point FG Made	235	7.1
9. 3-Point FG Pct	235-704	.334
8. 3-Point FG Pct Defense	263-698	.377
8. Rebounding Offense	1146	34.7
2. Rebounding Defense	1108	33.6
5. Rebounding Margin	34.7/33.6	+1.1
4. Blocked Shots	125	3.8
7. Assists	429	13.0
10. Steals	196	5.9
8. Turnover Margin	12.5/12.3	-0.2
3. Assist/Turnover Ratio	429/412	1.0

Individuals in the league leaders

Scoring	FG	3FG	FT	Pts	Avg/G
11. Jeremiah Bell	157	75	63	452	14.1
15. Brock Stull	139	72	64	414	13.4
26. Bryce Nze	147	8	38	340	10.3

Rebounding	Off	Def	Total	Avg/G
3. Bryce Nze	96	184	280	8.5
18. Brett Prah	58	107	165	5.0
20. Brock Stull	17	133	150	4.8

Field Goal %	FGM-FGA	Pct.
1. Brett Prah	130-209	.622
2. Bryce Nze	147-255	.576

Assists	No.	Avg/G
8. Brock Stull	97	3.1

Steals	No.	Avg/G
9. Jeremiah Bell	38	1.2

Blocks	No.	Avg/G
3. Bryce Nze	48	1.5
4. Brett Prah	46	1.4

3-PT Field Goal %	3FG-FGAPct.	
10. Jeremiah Bell	75-196	.383
13. Brock Stull	72-190	.379

3-PT Field Goals Made	3FG	3FG/G
5. Brock Stull	72	2.3
5. Jeremiah Bell	75	2.3

Assist/Turnover Ratio	Ast/TORatio	
6. Brock Stull	97/68	1.4

Minutes Played	No.	Avg/G
3. Brock Stull	1114	35.9



Points-Rebounds-Assists

Opponent	0 BARNES	1 BELL	3 STULL	4 J. JOHNSON	5 WARREN-NEWSOME	10 BURKART
La Crosse	19-3-3	8-2-2	13-3-2	13-1-0	5-1-0	DNP
at Iowa State	10-2-0	8-6-3	17-2-1	2-5-2	DNP	DNP
Concordia-St. Paul	DNP	6-2-1	12-1-0	3-0-0	2-2-0	DNP
FIU	5-6-2	11-1-1	7-6-6	8-2-1	DNP	DNP
Elon	7-3-0	10-4-0	21-5-5	9-5-0	DNP	DNP
at Wisconsin	9-3-1	9-2-0	9-4-0	2-1-0	0-0-0	0-0-0
at Northern Illinois	10-1-3	DNP	12-9-4	13-3-2	11-3-1	DNP
Montana State	6-0-2	7-2-0	8-4-4	12-2-2	4-3-0	DNP
at Jacksonville	5-1-2	14-2-0	12-4-3	2-0-1	0-0-0	DNP
at Western Illinois	6-3-4	21-3-4	DNP	10-5-3	8-2-0	DNP
at Belmont	9-1-1	20-4-1	DNP	0-6-0	5-0-1	DNP
Loyola	8-3-0	9-1-1	23-6-2	7-5-2	DNP	DNP
Western Michigan	9-0-2	14-5-2	23-6-3	5-2-1	DNP	DNP
Oakland*	2-3-3	11-2-0	19-9-5	DNP	3-3-3	DNP
Detroit Mercy*	7-0-4	18-3-3	17-2-0	4-3-0	13-2-0	DNP
at Youngstown State*	4-1-0	24-4-3	7-3-3	0-0-0	2-0-0	DNP
at Cleveland State*	0-0-1	19-6-1	11-5-2	0-4-1	0-0-0	0-0-0
at IUPUI*	0-2-0	21-4-3	15-6-1	DNP	2-1-0	DNP
at UIC*	0-1-0	16-3-3	11-4-5	DNP	14-5-2	DNP
at Green Bay*	2-1-1	26-5-6	20-10-5	DNP	16-4-1	DNP
Northern Kentucky*	9-2-3	9-0-1	12-2-5	DNP	9-2-0	DNP
Wright State*	12-4-2	10-1-1	17-11-6	DNP	5-2-0	0-0-0
Youngstown State*	3-3-0	17-3-1	9-7-7	DNP	4-1-2	DNP
Cleveland State*	14-1-1	5-4-3	12-7-4	0-0-0	3-4-1	3-0-0
UIC*	2-3-1	17-7-3	7-2-0	DNP	2-3-2	DNP
Green Bay*	6-2-2	11-5-5	8-3-1	0-0-0	12-3-1	0-0-0
at Northern Kentucky*	13-7-1	12-4-5	11-2-1	DNP	0-0-0	DNP
at Wright State*	5-3-1	18-2-2	16-7-5	DNP	11-1-1	DNP
IUPUI	1-2-1	29-3-1	0-4-8	DNP	10-2-2	DNP
at Detroit Mercy*	6-2-3	8-2-0	8-3-4	DNP	5-1-0	0-0-0
at Oakland*	8-2-6	10-1-0	19-3-2	DNP	8-2-2	DNP
vs. UIC ^	3-1-6	12-4-1	25-7-3	DNP	9-4-1	DNP
vs. Wright State ^	8-3-0	22-5-0	13-3-0	DNP	DNP	DNP

Milwaukee Individual Game Highs

Points	29	Jeremiah Bell vs. IUPUI (2/16/18)	.750 (3-4)	Carson Warren-Newsome at Northern Illinois (11/29/17)	
	26	Jeremiah Bell at Green Bay (1/15/18)	Free Throws Made	8	Jeremiah Bell at UIC (1/12/18)
	25	Brock Stull vs. UIC (3/4/18)		8	Bryce Barnes at Iowa State (11/13/17)
	25	Bryce Nze vs. Green Bay (2/2/18)	Free Throw Att.	11	Jeremiah Bell at UIC (1/12/18)
	24	Jeremiah Bell at Youngstown State (1/4/18)		11	Bryce Barnes at Iowa State (11/13/17)
Field Goals Made	11	Bryce Nze vs. Green Bay (2/2/18)	FT Pct.	1.000 (6-6)	Brock Stull vs. Wright State (1/20/18)
	10	Two times		1.000 (4-4)	14 times
Field Goal Att.	24	Jeremiah Bell vs. Wright State (3/5/18)	Rebounds	17	Bryce Nze vs. IUPUI (2/16/18)
	24	Brock Stull at Green Bay (1/15/18)		15	Two times
FG Pct.	1.000 (5-5)	Brett Pahl at Wright State (2/10/18)	Assists	8	Brock Stull vs. IUPUI (2/16/18)
	.875 (7-8)	Bryce Nze vs. Youngstown State (1/25/18)		7	Three times
	.875 (7-8)	Brett Pahl at Northern Illinois (11/29/17)	Steals	4	Three times
3-Point FG Made	6	Brock Stull vs. Western Michigan (12/22/17)	Blocked Shots	4	Four times
	5	Six times	Turnovers	5	Three times
3-Point FG Att.	14	Jeremiah Bell vs. Wright State (3/5/18)	Minutes	43	Bryce Nze vs. IUPUI (2/16/18)
	12	Three times		43	Brock Stull at Green Bay (1/15/18)
3-Pt FG Pct.	1.000 (2-2)	Bryce Barnes vs. Montana State (12/2/17))		42	Jeremiah Bell at Green Bay (1/15/18)

Points-Rebounds-Assists

Opponent	13 HAAS	14 V. JOHNSON	23 DITTMER	24 NZE	50 B. PRAHL	52 A. PRAHL
La Crosse	2-1-4	3-6-0	DNP	10-9-2	10-4-3	DNP
at Iowa State	8-4-5	2-1-0	DNP	13-4-2	14-5-2	0-0-0
Concordia-St. Paul	13-1-3	4-4-0	2-2-0	7-6-0	4-11-2	2-3-0
FIU	3-3-2	0-0-1	DNP	17-9-0	15-6-0	0-0-0
Elon	11-4-1	0-1-0	DNP	14-12-3	0-6-2	DNP
at Wisconsin	2-2-1	0-2-0	0-1-0	10-7-1	8-2-0	0-0-0
at Northern Illinois	3-2-3	2-1-0	DNP	6-7-1	18-10-0	DNP
Montana State	5-2-0	0-5-0	DNP	4-10-1	18-4-0	0-1-0
at Jacksonville	2-4-7	6-5-1	0-0-0	13-12-4	8-6-2	DNP
at Western Illinois	6-3-6	4-6-1	DNP	5-3-0	9-6-0	DNP
at Belmont	8-2-5	5-3-0	DNP	7-8-0	9-5-2	0-0-0
Loyola	2-0-6	4-2-0	DNP	10-7-2	10-5-0	DNP
Western Michigan	3-0-2	1-1-0	DNP	6-6-3	2-5-0	DNP
Oakland*	7-2-1	10-6-0	DNP	4-7-0	12-7-2	DNP
Detroit Mercy*	9-3-2	6-3-1	DNP	5-8-3	8-6-3	DNP
at Youngstown State*	2-3-1	5-3-0	DNP	8-9-2	11-6-4	DNP
at Cleveland State*	5-3-7	11-8-1	DNP	9-3-2	12-4-1	DNP
at IUPUI*	5-2-6	6-3-0	DNP	12-7-0	10-5-0	DNP
at UIC*	3-0-2	10-7-0	DNP	17-9-0	2-3-1	DNP
at Green Bay*	3-4-3	6-3-1	DNP	11-6-1	8-6-2	DNP
Northern Kentucky*	0-2-2	6-2-1	0-1-0	7-7-0	11-2-1	1-1-0
Wright State*	DNP	3-3-0	DNP	4-7-1	15-1-0	DNP
Youngstown State*	8-6-4	6-4-0	DNP	17-6-2	2-3-1	DNP
Cleveland State*	0-1-1	9-6-0	0-0-0	18-11-2	6-3-0	0-1-0
UIC*	2-2-1	5-3-0	DNP	12-12-0	9-3-2	0-0-0
Green Bay*	4-2-4	4-7-0	0-1-0	25-10-0	6-4-0	0-0-0
at Northern Kentucky*	0-0-0	7-7-1	DNP	5-9-2	4-6-0	DNP
at Wright State*	0-0-3	8-4-0	DNP	6-7-1	10-4-4	DNP
IUPUI	0-0-0	0-0-0	DNP	9-17-1	22-7-1	DNP
at Detroit Mercy*	0-5-3	8-5-0	0-0-0	23-15-4	14-6-1	0-0-0
at Oakland*	0-0-2	10-6-0	DNP	11-6-1	4-8-4	DNP
vs. UIC ^	7-2-1	0-1-0	DNP	10-9-1	14-2-3	DNP
vs. Wright State ^	0-0-1	0-2-0	DNP	5-15-1	5-4-1	DNP

Opponent Individual Game Highs

Points	37	Kendrick Nunn at Oakland (2/24/18)	Free Throws Made	12	Sandy Cohen at Green Bay (1/15/18)
	36	Kendrick Nunn vs. Oakland (12/28/17)		8	Two times
	32	Amanze Egekeze at Belmont (12/13/17)	Free Throw Att.	14	Sandy Cohen at Green Bay (1/15/18)
	29	Sandy Cohen at Green Bay (1/15/18)		10	Two times
	25	Two times	FT Pct.	1.000 (8-8)	Tarkus Ferguson vs. UIC (1/29/18)
Field Goals Made	12	Kendrick Nunn at Oakland (2/24/18)		1.000 (7-7)	Jeff Beverly at Iowa State (11/13/17)
	12	Kendrick Nunn vs. Oakland (12/28/17)	Rebounds	19	Loudon Love at Wright State (2/10/18)
Field Goal Att.	23	Kendrick Nunn at Oakland (2/24/18)		14	Manny Patterson at Green Bay (1/15/18)
	22	Kendrick Nunn vs. Oakland (12/28/17)	Assists	10	Nick Barnes at Oakland (2/24/18)
FG Pct.	1.000 (7-7)	Lavone Holland vs. Northern Kentucky (1/18/18)		10	Lavone Holland vs. Northern Kentucky (1/18/18)
	1.000 (7-7)	Cody Carlson vs. Concordia-St. Paul (11/17/17)	Steals	4	Naz Bohannon vs. Youngstown State (1/25/18)
3-Point FG Made	7	Kendrick Nunn at Oakland (2/24/18)		4	Cameron Morse at Youngstown State (1/4/18)
	6	Amanze Egekeze at Belmont (12/13/17)	Blocked Shots	6	Isaiah Brock vs. Oakland (12/28/17)
3-Point FG Att.	14	Kendrick Nunn at Oakland (2/24/18)		4	Evan Hall vs. IUPUI (2/16/18)
	13	Tyler Hall vs. Montana State (12/2/17)	Turnovers	6	Three times
3-Pt FG Pct.	1.000 (4-4)	Cody Carlson vs. Concordia-St. Paul (11/17/17)	Minutes	44	Khalil Small at Green Bay (1/15/18)
	1.000 (3-3)	Two times		42	Two times

Milwaukee Team Game Highs

Points	92	at Green Bay (1/15/18)
	87	Detroit Mercy (12/30/17)
Field Goals Made	34	at Green Bay (1/15/18)
	31	Green Bay (2/2/18)
Field Goal Attempts	75	at Green Bay (1/15/18)
	70	Two times
Field Goal Percentage	.625 (30-48)	La Crosse (11/10/17)
	.592 (29-49)	at Wright State (2/10/18)
3 Pt Field Goals Made	13	Western Michigan (12/22/17)
	12	Two times
3 Pt FG Attempts	34	Elon (11/19/17)
	33	Concordia-St. Paul (11/17/17)
3 Pt FG Percentage	.545 (12-22)	at Wright State (2/10/18)
	.538 (7-13)	Wright State (1/20/18)
Free Throws Made	23	Detroit Mercy (12/30/17)
	20	vs. UIC (3/4/18)
Free Throw Attempts	35	Detroit Mercy (12/30/17)
	28	at Iowa State (11/13/17)
Free Throw Percentage	.889 (8-9)	at Oakland (2/24/18)
	.889 (8-9)	at Western Illinois (12/9/17)
Rebounds	44	at Green Bay (1/15/18)
	42	at Detroit Mercy (2/22/18)
Assists	20	at Green Bay (1/15/18)
	20	at Jacksonville (12/5/17)
Steals	12	vs. UIC (3/4/18)
	11	at Iowa State (11/13/17)
Blocked Shots	9	IUPUI (2/16/18)
	9	Detroit Mercy (12/30/17)
Turnovers	18	Three times
Fouls	24	at Iowa State (11/13/17)

Milwaukee Team Game Lows

Points	49	at Wisconsin (11/24/17)
Field Goals Made	18	Concordia-St. Paul (11/17/17)
Field Goal Attempts	43	at Cleveland State (1/6/18)
Field Goal Percentage	.295 (18-61)	Concordia-St. Paul (11/17/17)
3 Pt Field Goals Made	1	at Wisconsin (11/24/17)
3 Pt FG Attempts	11	Two times
3 Pt FG Percentage	.091 (1-11)	at Wisconsin (11/24/17)
Free Throws Made	2	Two times
Free Throw Attempts	5	Western Michigan (12/22/17)
Free Throw Percentage	.250 (2-8)	at Wisconsin (11/24/17)
Rebounds	23	Northern Kentucky (1/18/18)
Assists	3	Two times
Steals	2	Two times
Blocked Shots	0	Three times
Turnovers	5	Elon (11/19/17)
Fouls	12	Four times

Opponent Team Game Highs

Points	99	at Green Bay (1/15/18)
	91	Northern Kentucky (1/18/18)
Field Goals Made	36	Northern Kentucky (1/18/18)
	34	at UIC (1/12/18)
Field Goal Attempts	71	at Green Bay (1/15/18)
	70	IUPUI (2/16/18)
Field Goal Percentage	.600 (36-60)	Northern Kentucky (1/18/18)
	.585 (31-53)	at Western Illinois (12/9/17)
3 Pt Field Goals Made	16	at Western Illinois (12/9/17)
	14	Two times
3 Pt FG Attempts	33	at Belmont (12/13/17)
	27	at Cleveland State (1/6/18)
3 Pt FG Percentage	.615 (16-26)	at Western Illinois (12/9/17)
	.579 (11-19)	Elon (11/19/17)
Free Throws Made	24	at Green Bay (1/15/18)
	21	at Iowa State (11/13/17)
Free Throw Attempts	29	at Green Bay (1/15/18)
	28	at Iowa State (11/13/17)
Free Throw Percentage	.889 (8-9)	Western Michigan (12/22/17)
	.875 (7-8)	at Cleveland State (1/6/18)
Rebounds	49	at Green Bay (1/15/18)
	43	Two times
Assists	24	at Western Illinois (12/9/17)
	21	at Oakland (2/24/18)
Steals	10	Youngstown State (1/25/18)
	10	La Crosse (11/10/17)
Blocked Shots	9	Oakland (12/28/17)
Turnovers	20	Green Bay (2/2/18)
	18	at Iowa State (11/13/17)
Fouls	29	Detroit Mercy (12/30/17)

Opponent Team Game Lows

Points	47	Cleveland State (1/27/18)
Field Goals Made	16	at Iowa State (11/13/17)
Field Goal Attempts	42	at Iowa State (11/13/17)
Field Goal Percentage	.286 (18-63)	at Detroit Mercy (2/22/18)
3 Pt Field Goals Made	2	at Jacksonville (12/5/17)
3 Pt FG Attempts	13	at Jacksonville (12/5/17)
3 Pt FG Percentage	.154 (2-13)	at Jacksonville (12/5/17)
Free Throws Made	5	Two times
Free Throw Attempts	7	at Northern Illinois (11/29/47)
Free Throw Percentage	.455 (5-11)	Concordia-St. Paul (11/17/17)
Rebounds	24	La Crosse (11/10/17)
Assists	5	at Iowa State (11/13/17)
Steals	2	Two times
Blocked Shots	0	at Wright State (2/10/18)
Turnovers	8	at Wright State (2/10/18)
Fouls	9	Western Michigan (12/22/17)

Miscellaneous Statistics

Double-Doubles	2017-18	Career
Brock Stull	2	8
Bryce Nze	6	7
Brett Prah	1	1

Double-Digit Scoring

Brock Stull	22	46
Jeremiah Bell	23	35
Brett Prah	16	26
Bryce Nze	17	24
Jeremy Johnson	4	13
Bryce Barnes	6	10
Carson Warren-Newsome	7	7
August Haas	2	5
Vance Johnson	4	4

20-points (30-points)

Brock Stull	5	11 (1)
Jeremiah Bell	6	7 (1)
Bryce Nze	2	3
Brett Prah	1	1

Leading Scorer

Brock Stull	9	23
Jeremiah Bell	13	15
Bryce Nze	7	10
Brett Prah	2	3
Bryce Barnes	2	3
Jeremy Johnson	-	2
August Haas	1	1

Double-Digit Rebounding

Bryce Nze	9	11
Brock Stull	2	8
Brett Prah	2	2

Leading Rebounder

Bryce Nze	23	35
Brock Stull	6	23
Brett Prah	4	9
Jeremiah Bell	1	3
Vance Johnson	2	2

Largest Halftime Lead

17 vs. Loyola (42-25) 12/16/17
14 vs. La Crosse (51-37) 11/10/17

Largest Halftime Deficit

28 at Western Illinois (53-25) 12/9/17
26 vs. Northern Kentucky (49-23) 1/18/18

Largest Milwaukee Lead

25 vs. Detroit Mercy (72-47) 2/22/18
25 vs. Cleveland State (70-45) 1/27/18
22 vs. Green Bay (59-37) 2/2/18

Largest Milwaukee Deficit

35 at Western Illinois (71-36) 12/9/17
30 vs. Northern Kentucky (62-32) 1/18/18

Largest Deficits Overcome in a Win

19 vs. Elon (46-27) 11/19/17
9 at Jacksonville (26-17) 12/5/17
8 at Iowa State (11-3) 11/13/17
7 vs. UIC (51-44 in second half) 3/4/18

Opponent	In Paint	Off/TO	2nd Chance	Fast Break	Ties/Leads
La Crosse	42	13	6	8	2/5
Iowa State	30	19	9	0	4/3
Concordia-St. Paul	18	14	12	0	0/0
FIU	26	13	4	2	1/2
Elon	24	14	15	4	1/1
Wisconsin	36	8	7	6	4/5
Northern Illinois	42	10	19	4	1/3
Montana State	24	15	4	2	5/3
Jacksonville	34	8	6	7	2/1
Western Illinois	30	12	4	10	0/0
Belmont	24	18	7	4	3/0
Loyola	30	11	2	2	0/1
Western Michigan	12	10	8	4	2/1
Oakland	32	9	14	10	1/2
Detroit Mercy	22	6	7	4	5/12
Youngstown State	38	10	12	21	1/2
Cleveland State	30	7	8	4	1/2
IUPUI	36	8	15	4	3/4
UIC	32	10	8	7	3/0
Green Bay	40	21	15	11	5/6
N. Kentucky	22	16	8	4	0/0
Wright State	20	18	10	2	1/6
Youngstown State	42	12	3	12	1/2
Cleveland State	32	14	9	4	0/1
UIC	22	19	7	2	1/1
Green Bay	42	18	17	8	0/1
N. Kentucky	22	10	11	0	2/2
Wright State	28	11	4	2	0/1
IUPUI	36	9	15	4	6/1
Detroit Mercy	36	10	11	4	0/0
Oakland	24	16	15	3	4/5
UIC	28	25	12	16	4/4
Wright State	24	5	9	5	2/1
TOTALS	980/29.7	419/12.7	314/9.5	180/5.5	65/78

Leads = Lead Changes

DOUBLE-DOUBLES

Name	Date	#	#
Bryce Nze	11/19	12 pts	14 reb
Brett Prah	11/29	18 pts	10 reb
Bryce Nze	12/5	13 pts	12 reb
Brock Stull	12/15	20 pts	10 reb
Brock Stull	1/20	17 pts	11 reb
Bryce Nze	1/27	18 pts	11 reb
Bryce Nze	1/29	12 pts	12 reb
Bryce Nze	2/2	25 pts	10 reb
Bryce Nze	2/22	23 pts	15 reb

20-POINT GAMES

Name	Date	Points
Brock Stull	11/19	21 pts
Jeremiah Bell	12/9	21 pts
Jeremiah Bell	12/13	20 pts
Brock Stull	12/16	23 pts
Brock Stull	12/22	23 pts
Jeremiah Bell	1/4	24 pts
Jeremiah Bell	1/10	21 pts
Jeremiah Bell	1/15	26 pts
Brock Stull	1/15	20 pts
Bryce Nze	2/2	25 pts
Jeremiah Bell	2/16	29 pts
Brett Prah	2/16	22 pts
Bryce Nze	2/22	23 pts
Brock Stull	3/4	25 pts
Jeremiah Bell	3/5	22 pts

From its birth in 1895, through its move from NCAA Division III to NCAA Division I competition, the UWM men's basketball program has spawned plenty of success and countless memorable moments.


The early years of Milwaukee basketball, when the school was actually known as the Wisconsin State Normal School and the Panthers were the "Normals," saw the team post success against a wide variety of curious opponents. Three seasons in those early years stand out. The 1911-12 and 1912-13 squads each posted 14-2 records under the direction of Emmett "Doc" Angeli, who actually left the University of Wisconsin-Madison to take over the program in Milwaukee. During those two years, the team lost just once in 11 games against state schools from Whitewater, Platteville, Oshkosh and La Crosse. Then, during the 1914-15 season under first-year coach Barney Anderson, the Normals won a record 15 games, including two wins against the Marquette Dentists College.

After leaving the school for two years, Anderson returned to lead the Normals to 11 wins during the 1923-24 season. That would be the last time the program would reach double figures in wins as the Wisconsin State Normal School.

The school name changed in 1927, as UWM would then be known as the Milwaukee State Teachers College for the next 30 years. The nickname also changed, as the school colors of Green and White sparked the nickname "Green Gulls."

The Green Gulls won 12 games under Guy Penwell during the 1935-36 season, and it was apparent Penwell had the program on the right track. Penwell led the Green Gulls to plus-.500 records for seven of the next eight seasons, including a perfect 16-0 record during the 1940-41 season. And, after the Gulls dipped to 10-12 in 1948-49, Penwell led his team to a 20-7 mark during the 1949-50 season. The 20 wins became a school record that would stand for nearly 40 years.

Russ Rebholz was next in line to coach the Green Gulls, and he was the coach in 1951 when the school name again changed to Wisconsin State College-Milwaukee. The name would change again in 1956, as the



Dexter Riesch was named to UWM's All-Century Team for the 1960's

school would be known as the University of Wisconsin-Milwaukee from that point forward. The nickname also changed two more times. First, the school colors changed to Red and White as UWM became known as the "Cardinals" from 1956-65. Finally, in 1965, the colors changed to the current black and gold, and the nickname became "Panthers."

If the "modern era" of Milwaukee basketball began when the school officially became known as UWM, it was Rebholz who started the modern era with a bang. UWM was 17-4 during the 1958-59 season and 18-4 during the 1959-60 season. In 1960, UWM made its first-ever postseason appearance, playing in an NCAA Regional Tournament in Wheaton, Ill., falling to Lincoln but beating Augustana for its first-ever postseason win.

The program moved through the 1960's in above-average fashion, winning at least 14 games for five-straight seasons and finishing above .500 for nine-straight seasons into the early 1970's.

The era of the 1970's was marked by UWM's first foray into NCAA Division I basketball. The Panthers spent seven seasons in Division I, playing what would best be described as a mixed schedule. UWM faced well-known big schools Tennessee, Cincinnati and Florida State while also maintaining small-school rivalries with Oshkosh, River Falls, Lewis and others.

Program History

UWM's All-Decade Teams

1930's

Al Hohler
Paul Humke
Ray Krzoska
W. Jess. Rudinger
Wally Sprangers

1940's

Bob Bolz
Ken Buehler
Wally Fricke
George Jablonski
Leo Kratz
Ken Lemmer

1950's

Jerry Grohowski
Tom Hanrahan
Tom Kneusel
Jerry Stanzer
Dave Vincent

1960's

Todd Fredenberg
Phil Michalovitz
Larry Reed
Tom Reikowski
Dexter Riesch

1970's

Glen Allen
Richard Cox
Henry Davis
Gerald Hardnett
Harold Lee

1980's

Randy Doss
Kevin Jones
Andy Ronan
Erik Schten
Clarence Wright

1990's

Craig Greene
Von McDade
Marc Mitchell
Joe Schultz
Shannon Smith

2000's

Adrian Tigert
Dylan Page
Clay Tucker
Joah Tucker
Ed McCants

Program History

The move to Division I came for the 1973-74 campaign, right after Charles Parsley led UWM to 18 wins during the 1972-73 season. The short-lived Division I stay was highlighted by the 19 wins Bob Gottlieb helped the Panthers to in 1976-77. But after a 9-17 mark in the 1979-80 season, UWM dropped down to NCAA Division III play.

It didn't take long for UWM to find success again, as UWM's next postseason appearance came in the 1981-82 season, when UWM finished 20-6 under Bob Voight. The Panthers lost to Augustana on its home floor in an NCAA Division III Midwest Regional game, then bounced back to beat Beloit in the consolation game. During the mid-1980's, UWM moved to the NAIA ranks briefly, falling to UW-Eau Claire 51-48 at Zorn Arena in Eau Claire in the NAIA District 14 Tournament.

Steve Antrim took over the Panther basketball program for the 1987-88 season, and some of the best years in UWM basketball history followed. Antrim helped the Panthers to the NCAA Division II Elite Eight during the 1988-89 season, as UWM won two games at the North Central Regional before falling to Southeast Missouri State two steps shy of a national championship. They finished 24-7 that season - then a school-record for victories - and recorded the highest-ever national finish for a Milwaukee men's basketball team at any level.

Following that run, the transition to an NCAA Division I men's basketball program was on. UWM finished 18-10 during its first full season of Division I play in 1990-91, then won 20 games the following



Erik Schten was a third-team CoSIDA Academic All-American in 1988



The resurgence of Panther basketball has helped increase fan interest

season. Still competing as an independent, the Panthers finished the 1992-93 season 23-4, but were left out of the postseason. That season was highlighted by UWM's only prior victory over the University of Wisconsin. The 1993-94 campaign was the program's only year in the Mid-Continent Conference, and UWM made the move to the Midwestern Collegiate Conference in 1994. Ric Cobb replaced Antrim in 1995 before Bo Ryan was called upon in 1999 to restart the lagging program at Milwaukee.

Ryan did just what was asked for, leading the Panthers to their first plus-.500 season in seven years when UWM finished 15-14 in 1999-2000. UWM won 15 more games the next season. But the growth was far from done. Under Bruce Pearl, who took over when Ryan left for Wisconsin following the 2001-02 season, the Panthers made their first-ever NCAA Division I Tournament appearance after winning the Horizon League title.

A last-second loss to Notre Dame didn't slow the Panthers' momentum, though, as the success continued into the 2003-04 season. The Panthers won the Horizon League regular season title and were selected for the National Invitation Tournament for the first time in school history. Once in the NIT, UWM won its first-ever NCAA Division I postseason game, beating Rice at the U.S. Cellular Arena. The Panthers were then eliminated from the tournament three nights later in a tight contest at Boise State, but the stage was set for an unprecedented run of success over the next two seasons.

Postseason History

UWM's basketball history has included nine national postseason appearances. The 2005-06 berth into the NCAA Tournament capped a streak of four-straight Division I postseason appearance for the program. The 2003 NCAA Division I Men's Basketball Tournament bid marked a first Division I postseason appearance for the program, which had also appeared in the post-season in Division II and Division III play. UWM's only postseason appearances as an NAIA school came on the district level.

1960 Small College Regional at Wheaton, Ill.

L, 100-92 vs. Lincoln
W, 109-82 vs. Augustana (Ill.)

1982 NCAA Division III Regional at Rock Island, Ill.

L, 70-63 at Augustana (Ill.)
W, 75-73 vs. Beloit

1989 NCAA Division II Tournament Regional at Greeley, Colo.

W, 99-95 vs. Augustana (S.D.)
W, 89-88 (ot) at N. Colorado

Elite Eight at Springfield, Mass.

L, 93-84 vs. SE Missouri St.

2003 NCAA Division I Tournament First Round at Indianapolis, Ind.

L, 70-69 vs. Notre Dame

2004 NIT

Opening Round at Milwaukee, Wis.

W, 91-63 vs. Rice

First Round at Nampa, Idaho

L, 73-70 at Boise State

2005 NCAA Division I Tournament 1st/2nd Round at Cleveland, Ohio

W, 85-73 vs. Alabama

W, 85-75 vs. Boston College

Regional Semifinal at Rosemont, Ill.

L, 77-63 vs. Illinois

2006 NCAA Division I Tournament 1st/2nd Round at Jacksonville, Fla.

W, 82-74 vs. Oklahoma

L, 82-60 vs. Florida

2010 NIT

First Round at Evanston, Ill.

L, 70-61 at Northwestern

2011 CBI

First Round at Fort Worth, Tex.

L, 83-73 at TCU

2014 NCAA Division I Tournament First Round at Buffalo, N.Y.

L, 73-53 vs. Villanova

Milwaukee Coaches Through The Years

Coach	Years	W-L	Pct.
None Listed	12 (1896-08)	79-46	.632
Charles Davies	2 (1908-10)	11-19	.367
Emmett Angeli	4 (1910-14)	51-17	.750
Barney Anderson	9 (1914-17; 20-26)	59-76-1	.438
Paul Stothart	1 (1917-18)	1-9	.100
George Downer	2 (1918-20)	15-12	.556
Milton Murray	4 (1926-30)	17-40	.298
Guy Penwell	18 (1930-42; 46-52)	186-145	.562
John Tierney	4 (1942-46)	34-25	.577
Russ Rebholz	11 (1952-63)	123-105	.539
Ray Krzoska	7 (1963-70)	86-87	.497
Charles Parsley	3 (1970-73)	46-29	.613
Bill Klucas	3 (1973-75)	22-30	.423
Bob Gottlieb	5 (1975-80)	62-70	.470
Bob Voight	3 (1980-83)	51-25	.671
Ray Swatella	4 (1983-87)	33-74	.308
Steve Antrim	8 (1987-95)	124-100	.554
Ric Cobb	4 (1995-99)	28-81	.257
Bo Ryan	2 (1999-2001)	30-27	.526
Bruce Pearl	4 (2001-05)	86-38	.694
Rob Jeter	11 (2005-2016)	185-170	.521
LaVall Jordan	1 (2016-17)	11-24	.314
Pat Baldwin	1 (2017-18)	16-17	.485



Charles Parsley (top) and Bruce Pearl are two of six UWM coaches who won at least 60 percent of their games at the school

In 2004-05, UWM went back to the NCAA Tournament after a thrilling Horizon League Tournament championship win. Once in the NCAA's, the Panthers pulled off upsets of Alabama and Boston College, launching the program into the national spotlight. The tournament run ended with a loss to top-ranked Illinois, but the Panthers finished the season with a school-record 26 wins and ranked 23rd in the nation in the ESPN/USA Today Top 25.

Bruce Pearl left to become the head coach at the University of Tennessee, but new coach Rob Jeter picked up right where Pearl left off. In 2005-06, UWM won 22 more games, advancing to the NCAA Tournament for the third time in four seasons. In the tournament, the Panthers upset Oklahoma before bowing out to eventual national champion Florida in the second round.

The Panthers then quickly started rebuilding after the loss of seven seniors. UWM increased its number of wins every year between 2006-07 and 2009-10 before returning to the top of the Horizon League in 2010-11. That year, the Panthers won their final nine regular season league games to claim the title, eventually advancing to the NIT for the second time.

More postseason berths came next, with an invitation to the College Basketball Invitational following a 20-14 season in 2011-12 and a return to the NCAA Tournament following a thrilling run in the 2014 Horizon League Tournament that saw the Panthers become the first five seed to advance to the league title game since 2002 and the first-ever to claim the crown.



Dylan Page helped lead the Panthers into the 2003 NCAA Tournament

Aside from the success on the court, there are plenty of other signs that many great days for Panther basketball lie ahead. UWM has set new attendance records annually. The Panthers' season ticket base continues to grow, plus UWM has enjoyed increased national exposure, expanding television and radio coverage, a competitive schedule and more. Milwaukee basketball has become known from coast-to-coast in the college basketball world. Now, alumni, students and fans await the writing of the next exciting chapter of Panther basketball.

League Championship History

WNC/WSTCC/WSCC
1913 Regular Season

1934 Regular Season
Shared with UW-Superior

1940 Regular Season

1941 Regular Season
Shared with UW-Superior

1943 Regular Season
Shared with UW-Platteville, UW-Stout
and UW-Whitewater

1948 Regular Season
Shared with UW-Oshkosh,
UW-Platteville and UW-Stevens Point

1960 Regular Season

Horizon League
2003 League Tournament
UWM finished second during the
regular season before claiming the
tournament title on its homecourt

2004 Regular Season
The Panthers won their first 10 league
games en route to a first-ever Division I
regular-season league crown

2005 Regular Season
Milwaukee again dominated the league,
winning 14 games and
claiming the title by four games

2005 League Tournament
UWM won the league tournament on
its homecourt in a 59-58 nail-biter
over Detroit

2006 Regular Season
The Panthers lived up to preseason
expectations, bolting to an 8-1 league
start to take the title

2006 League Tournament
UWM wasn't threatened in
winning another tournament crown
on its homecourt

2011 Regular Season
UWM won its final nine league games to
earn a part of the title with Butler
and Cleveland State

2014 League Tournament
Milwaukee claimed a berth with a
stirring four-game run through the
Horizon League Tournament that included
wins at top-seeded Green Bay and at
third-seeded Wright State

All-Time Letterwinners

~A~		Willie Bryant	1980, '81	Walter Dorow	1932	Glenn Gifford	1917
Jordan Aaron	2013, '14	William Buckett	1903	Randy Doss	1990, '91	Paul Gigot	1986
Olofu Agbaji	1991, '92	Louis Bu Dahn	1903	Malcolm Dotson	1976, '77	Otto Gilbert	1896, '97
Jerard Ajami	2010, '11	Ken Buehler	1939, '40, '41, '42	Scott Dougherty	1995, '96	Morrel Gilman	1904
Ben Alberts	1927	Francis Burditt	1946	Ralph Doyle	1927, '28	John Gilmore	1997
Bob Alexander	1947	Randy Bureta	1968, '69	Tom Draws	1952	Tim Gittens	1998
Glen Allen	1974, '75, '76	Burghardt	1936	Howard Droegecamp	1927	Tim Guillette	1998
Ryan Allen	2011, '12	Sam Burkhardt	2017, '18	Roy Drumm	1939, '40	Jerry Gleason	1946
Adrian Anderson	1998	Walter Bussewitz	1906	William B. Duquaine	1957	Chuck Gloor	1951, '52, '53
Kaylan Anderson	2007, '08, '09			Derek Durham	1995, '96	Dwayne Glover	1984, '85
Kelvin Anderson	1995, '97	~C~		Mickey Dwyer	1974, '75	Kerry Glover	1980, '81
Donald Anderson	1910, '11	Cyrus Caldwell	1997, '98, '99			Arthur Gnewuch	1927, '28
Chad Angeli	1998, '99, '00, '01	Ricardo Calzada	1972	~E~		Goetz	1940
Bob Anthony	1989, '90	Thomas Campion	1908, '09	Pat Easterlin	1993, '94	Joel Golsteyn	1981
Austin Arians	2013, '14, '16	Archie Carson	1905, '06, '07	Leslie Eaton	1917	Sid Gordon	1914
Darryl Arnold	1988, '89	Don Carstensen	1961	James Eayrs	2009, '10	Arnold Gother	1929, '30, '31
John Arnold	1970, '71	Charles Carter	1897, '98	Carl Eckenrod	1934, '35, '36, '37	Henry Gother	1932, '33
Miles Aquino	1983, '84	Mitchell Carter	2011	Robert Eckenrod	1937, '38, '39, '40	John Gourley	1907, '08
Chuck Avercamp	1946	Orville Carter	1956	Deon Edmonds	1990, '91, '92	A.C. Grace	1902
Jason Averkamp	2007, '08, '09, '10	Sanford Carter	1933, '34	Chet Edwards	1967, '68, '69	Norm Gradecki	1948
George Avikilowski	1963	Sam Castagna	1936	Tom Ehlers	1953	Ralph Gray	1912, '13, '14
		Odell Chamberlain	1988	George Elliott	1931, '32, '33	Ted Gray	1912
~B~		Mark Chavlovich	1985	Gilbert Ellis	1923, '24	Craig Greene	1990, '91, '92, '93
Chas Bachman	1918	L.S. Chervosky	1903	Harry Emigh	1931	Kessem Grimes	1973, '74
Dave Baker	1963, '64, '65	Brent Chitty	1982	Arthur Enters	1926, '27, '28	Don Grindrod	1950, '51, '52
Charles Baldwin	1917	Anton Christensen	1921, '22	Lance Erickson	1974	Jerry Grochowski	1958, '59, '60, '61
Louis Bandlew	1908, '11	Cibik	1936	Frank Ernst	1931, '32	Joseph Gromacki	1955, '56
Francis Barditt	1946	Adrian Coffey	2000	Don Etter	1972	Ed Gross	1950
Bryce Barnes	2017, '18	Chris Coffey	1986	Craig Evans	1994	Henry Groth	1896
George Barnes	1977, '78, '79	Art Coggan	1932, '33	Lane Evans	1989, '91, '92	Ervin Gruber	1926
Jim Barnett	1981	Artie Cohen	1931	"Red" Evans	1925	Richard Gruetzmacher	1965
Richard Bartell	1965	Milt Coleman	1964	Brodie Ewert	1996	Jim Gruszka	1981, '82
George Bassford	1909, '11	Marcus Conigliaro	1903, '04	Mike Ewing	1971, '72	Tim Guilette	1997, '98, '99
Steve Batovski	1931	Terry Constant	1965			Paris Gulley	2012, '13
Dan Beaudoin	1947	Daniel Corcoran	1905, '06	~F~		Jim Gunderson	1948, '50
Edmund Beeman	1901	Kenneth Corwin	1936	Bob Fabich	1952, '53, '54, '57	Jerome Gunville	1936, '37, '38
Kenneth Beers	1914, '15	John Costello	1965	Ottman Falge	1904	Chuck Gunneau	1941, '42, '43
Stanley Beers	1911, '12	Al Cottrell	1962, '63, '64	David Feld	1927	Quinton Gustavson	2012, '13, '14
Tyler Behrendt	2018	Kevin Cox	1984	Adam Finley	2003, '04		
Ron Bekken	1958, '59	Richard Cox	1972, '73, '74	Tom Finley	1962	~H~	
Jerry Belin	1970	Robert Craft	1958, '59, '60	Fitzgerald	1920	James Haarsma	2012, '13
Jeremiah Bell	2017, '18	Sorrell Crawford	1995	Herman Fleischer	1896	August Haas	2017, '18
Jerry Bell	1966, '67, '68, '69	Hart Croake	1913, '14	Bob Flood	1979, '80, '81	Clarence Haasch	1921
Paul Belot	1937	Timothy Cronin	1905	Art Fluck	1943, '48	Elmer Habbegger	1915
Michael Bendall	2005, '06, '07	Ralph Crow	1932, '33	John Foley	1921, '22	Dan Hackbarth	1970, '71
Bruce Bennett	1937	Robert Crowley	1941	Kenneth Fons	1956	Dave Hackbarth	1970
Don Berendt	1953	Tim Cullen	1977, '78	Edward Foote	1901	Ed Haeger	1946
Norbert Berry	1924, '25	John Curry	1942, '43	Kenny Foots	1973	Ryan Haggerty	2010, '11, '12, '13
Bob Beyer	1970	Joseph Curry	1943	Derrick Ford	2005, '06	Barney Hall	1983
Peter Bickler	1899	Le Roy Curtis	1902	Sidney Foster	1918	Will Hamilton	1898
Kenneth Bigler	1965	George Cwiklowski	1958, '61, '62, '63	John Foti	1931	Orrin Hammetter	1919
Rick Birk	1971	Rich Czarnecki	1981, '82	Shaun Fountain	1999, 2000	Dale Handford	1994
Alvin Bitzer	1923, '24, '25	Joe Czechowicz	2004	Jim Frank	1962, '63, '64, '65	Ed Hanlon	1942
Mike Blair	1963			Ricky Franklin	2007, '08, '09, '10	Tom Hanrahan	1952, '53, '54, '57
Dorion Bledsoe	1990	~D~		Terry Fredenberg	1967, '68, '69	Nick Hansen	2004, '05, '06, '07
Jack Bleier	1968, '69, '70	George Dahl	1929	Todd Fredenberg	1964, '65, '66, '67	Allan Hanson	2005, '06, '07, '08
Ken Blessing	1942	William Darling	1897, '98	Jerry Frederick	1964	Gerald Hardnett	1975, '76, '77, '78
Lonnie Boga	2010, '11	Willard Dassow	1933, '34, '35	Jason Frederick	2000, '01, '02, '03	Ray Hardy	1982
Shaquille Boga	2012	Mike Daun	1965	Wally Fricke	1943, '48	Jared Hardwick	1998, '99
Mark Bogan	1987	Bob Davidson	1963	Frederick Froede	1912	Demetrius Harris	2012, '13
Jim Boldt	1948	Boo Davis	2005, '06			Homer Harrison	1907
Clayton Boll	1932	Henry Davis	1969, '70, '71	~G~		Marty Harrison	1962, '63, '64
Bob Bolz	1947, '48, '49	B. Deguaime	1957	Galecki	1939	Alfred Harvey	1910, '11
Leon Bond, Jr.	1991	Jack Dentinger	1937, '38	Derek Gallagher	1970	Cameron Harvey	2017
Edward Borgelt	1919, '20	Art Derksen	1950	Michael Gardner	1975	Tom Hecker	1982, '83, '84
Don Bornemann	1947	Earnell DeShazen	1975	B. Gasten	1956	Jan Held	1984
Everette Boutelle	1936	Jim Dietrich	1954, '55, '56, '57	Stephen Gaydos	1957, '58	Brian Helf	1968, '70
Dick Bowen	1946	Ken Dilloo	1996	Bob Genova	1950, '56	Bruce Hendley	1928, '29, '30
Tone Boyle	2009, '11	Dimitre Dintchev	1995	Roman Gentry	2007	Edward Hensel	1906, '07
Ben Brey	1902	Seth Dittmer	2017, '18	Erv Gerboth	1928, '29, '30	Richard Herbst	1965
Mark Briggs	1992, '93, '94, '96	Frank Doerflinger	1897	Archie Gerschowitz	1931	Robert Herro	1961
Cal Brockman	1945	Gerald Domke	1954, '55, '58	Norm Geske	1947	Edward Herte	1924
John Bruggink	1924, '25, '26	Walt Donaldson	1970	Richard Geske	1947	Anthony Hill	2008, '09, '10, '11

All-Time Letterwinners

Chris Hill	2002, '04, '05, '06	~K~	Mike Lewis	1981	William Morgan	1916	
Dave Hochshild	1984, '85	Kalombo Kadima	2000, '01, '02, '04	Lowell Littaritz	1954, '55	Cecil Morries	1969, '70
George Hoe	1917, '20	Tom Kamens	1936, '37, '38, '39	Ed Lodish	1943	Duane Morris	1948, '50
Henry Hoeller	1962	Alex Kaminsky	1965	Eddie Loehr	1921	Bob Mueller	1950, '51
Steve Hoelzel	2006	Pete Kamuchey	1955	Douglas Loth	1956	Murphy	1929
John Hogan	1907, '08	John Kaney	1896	Gary Luck	1970, '71	Dennis Murphy	1963, '64, '65, '66, '67
Al Hohler	1932, '33, '34, '35	Peter Karle	1997	Luchsinger	1927	John Murray	1940
Jared Hokenson	2004	Al Kastelich	1950	J.R. Lyle	2014, '15, '16	Victor Mutter	1954
Anthony Holley	1997	Earl Kastelich	1958	Lynde	1923	Ron Myhre	1931
Frank Holt	1903, '04	Paul Kehres	1942				
Fred Holt	1902, '03	Brodney Kennard	1997	~M~		~N~	
Zach Holt	2007, '08, '09	Harvey Keller	1959	Fred Maas	1967, '68	John Nasgovitz	1935, '36
Raymond Holsinger	1916	Paul Keller	1898	G. Maas	1910	George Nauert	1932, '33
Luke Homan	2004, '05	Kyle Kelm	2011, '12, '13, '14	William Mally	1958	Cleam Neacy	1919, '20
Dave Hoppe	1983	Tom Kenny	1901, '02	Bob Mann	1952	Jim Needles	1982, '83
A. Houghton	1902	Paul Kescenovitz	1937, '38	Mike Maren	1963	Jerry Neitzel	1961, '62
Joe Hrovat	1955	Jack Ketter	1939, '40, '41	Markert	1931	Lee Neitzel	1962, '63, '64
Willie Hubanks	1983, '84	George Kibbe	1919	Louis Marino	1946	Duane Nelson	1977, '78, '80 '81
Dan Hucke	1974	Kyle Kickert	1999	Ed Markunas	1958, '61, '62	Scott Netzel	1954, '55, '56, '57
Michael Hughes	1994	Mike Kiedrowski	1969	Andy Maroff	1943	Jack Neumann	1942
Paul Humke	1933, '34, '35	Steve Kieser	1978	Robert Martin	1937, '39	Syl Neson	1973
Robert Humke	1933, '34	Roy King	1999	Martineau	1923, '24	Dayton Newton	1940
Lewis Hunt	1917	George Kitchen	1936	Martins	1928	Thierno Niang	2013, '14
Scott Hutchinson	1983	Jim Klabunde	1956, '58	Kevin Massiah	2006, '07	Esek Nichols	1896
		Ken Kleinhns	1960, '61	Jon Matenhoff	1963	Walter Nichols	1914, '15
		Roman Kleinmann	1933, '34, '35	Sam Mauldin	2007	Damion Ninkovic	1998, '99
Joe Iacolucci	1932	Harry Klink	1963, '64, '65	Pat McCabe	1995, '96, '97, '98	Raymond Nixon	1975
		Bill Klopp	1963	Ja'Rob McCallum	2010, '11	Erv Nowicki	1943
		Dick Kloster	1939	Ed McCants	2004, '05	Brian Nyenhuis	1978, '79
		Stan Kmet	1944	JayQuan McCloud	2016	Raymond Nykaza	1974
George Jablonski	1939, '40, '41, '42	Harold Knopp	1914, '15	Walter McCormick	1919	Roy Nyloaza	1973
Jackson	1921	Will Knoelk	1902	Jason McCoy	2005, '06	Bryce Nze	2017, '18
Byron Jackson	1989, '90, '92, '93	Bill Knop	1950	Von McDade	1991		
Donte Jackson	1998	Dick Kloster	1939	Otto McDuffie	1996, '97	~O~	
Charles Jacobs	1937	Harold Kneser	1946	Gerald McDermott	1951, '52, '53	O'Connell	1927
Glenn Jahnke	1951, '52	Mike Knezevich	1940	Don McFadden	1950, '51, '52	Roland Olenchek	1951
Deion James	2008, '09	Tom Kneusel	1956, '57, '58, '59	Edward McGrath	1896	Elmer Oloizia	1941
Robert Jammer	1976, '77	Dennis Kocs	1964, '65	William McGrath	1896, '97	Tom O'Loughlin	1985
Jandre	1918	Dennis Koehler	1961, '62, '63	Myles McKay	2006, '07	Olson	1928
Dick Janisch	1950, '51	Harry Kolmas	1934, '35	Britton McKinley	1914, '15	Drew Olson	1986
Glenn Janke	1951, '52	Dick Kolo	1948	McLaughlin	1926	Bill Olson	1972
John Jankowski	1941, '42	Dave Korpella	1952	Joe McLin	1990	O'Neil	1939
Lawrence Jansky	1937, '38, '39	Raymond Kotz	1956	Francis McMahon	1905, '06	Al Osterndorf	1953, '54, '55
Robert Jasna	1957, '58, '59	Tom Kovacic	1965	Omar McMahon	1908	L. Oswald	1900
Fritz Jehn	1946	James Kowalski	1954	Stephen McMahon	1900	Falge Ottnar	1904
Pete Jensen	1944	Leo Kratz	1942, '43, '47, '48	Roger McMeen	1957	Otto	1936
Dan Jindra	1956	Roger Kriete	1962, '63	Mike McNabb	1986, '87, '88	Dick Otto	1959
Johnson	1921	Wayne Krueger	1952, '53, '54, '55	Steve McWhorter	2014, '15		
Johnson	1928	Ray Krzoska	1938, '39, '40, '41	Bill Megna	1951	~P~	
Bob Johnson	1966	Thomas Kubiak	1954	Tony Meier	2009, '10, '11, '12	Don Paasch	1949
Roderick Johnson	1996, '97	Dave Kuecherer	1961, '62	James Meigs	1914, '15	Mark Pancratz	2002, '03, '05, '06
Dan Johnson	1997, '98, '99	Bob Kuhlman	1950, '51	Berto Melcher	1899	Brett Page	1984
Jeremy Johnson	2017, '18	Rob Kukla	1988, '89	Mellankamp	1925	Dylan Page	2001, '02, '03, '04
Jordan Johnson	2016	Bob Kupfer	1946	Noren Merritt	1976, '77	J.J. Panoske	2013, '14, '15, '16
Rusty Johnson	1991, '92			Charles Meyers	1933	Galen Parker	1930
Scott Johnson	1987, '88, '89, '90	~L~		Harry Meyers	1912	Kenny Parker Jr.	1997, '98
Vance Johnson	2018	Bryan LaFave	1999	Paul Meyers	1912, '13	Bruce Parsons	1951, '52
Albert Jones	1976, '77, '78, '79	Clay Lamberton	1906, '07, '08	Phil Michalovitz	1964, '65, '66	Paige Paulsen	2007, '08
Booker Jones	1979	Rob Larsen	1980	Phil Middleton	1950	Hugo Pauly	1896
Carlton Jones	1917	Ronald Larson	1968	Nate Mielke	2002, '03, '04	Paulsen	1960
Kevin Jones	1982, '83	Dennis Lauber	1971	Benjamin Miller	1914, '16	Tom Pautsch	1950, '52
George Jones	1900	Wally Lawton	1939, '40	Michael Minning	1995	Bruce Payton	1986
Paul Jones	1920, '21	Lee	1923	John Miota	1959, '60	Doug Peller	1988, '89
Ronnie Jones	2000, '01, '02, '03	Harold Lee	1972, '73	Steve Miskey	1984	Joe Perez	1953, '54, '55, '56
Vic Jones	1975	Earl Leitzke	1930	Ed Misorski	1949	Ray Perine	1990, '91, '92, '93
Justin Jordan	2015, '16	Ken Lemmer	1947, '48, '50	Jack Misorski	1958, '59, '60	Dave Perinovic	1959
Vince Jordan	1972	Lenken	1922, '23	Jack Mitchell	1914	Gary Perkins	1965
Gordon Jorgensen	1956	Justin Lettenberger	2000, '01, '02, '03	John Mitchell	1915	Harvey Peters	1953
Robert Jossi	1935, '36, '37, '38	Harry Leuchtenberger	1916	Marc Mitchell	1992, '93	Baylor Peterson	2016, '17
William Josten	1954, '55, '56, '57	Leonard Leverson	1942	Ken Moe	1958	Gunnar Peterson	1936, '37
Bill Juergens	1961	Mike Lewandowski	1967	Pat Monahan	1951	Donald Phillips	1937, '38, '39, '40
Oswald Junge	1912	Chris Lewis	1979	Malcolm Moore	2014	Richard Pierron	1904, '05
		Jim Lewis	1966	Harold Morgan	1918, '20	Larry Pikes	1976, '77

All-Time Letterwinners

The all-time roster is developed from rosters on file in the MKE Sports Information Office. If you have any additions or corrections for the list, please e-mail them to czills@uwm.edu.

Special thank you to Richard Earle for numerous updates prior to print in 2018-19.

Steve Pitrof 1981, '82, '83, '84
Mark Pitzo 1975
Ron Plahmer 1969, '70, '71
Wayne Plinksa 1957, '58
Al Podolak 1950
Adolph Pokras 1922
Willits Pollock 1910
Poole 1921
Maurice Poole 1988
Burleigh Porte 2009, '10
Raymond Porter 1913
Mickey Postorino 1966, '67, '68, '69
John Potter 1898
Marvin Powell 1973, '74
Alex Prah 2015, '16, '17, '18
Brett Prah 2015, '16, '17, '18
James Price 1918
Larry Price 1971
Willis Price 1974, '76
Dave Prinovic 1959
William Proffitt 1946
Chris Pulliams 1997
M. Pullman 1954
Putchinski 1939

~Q~

Jack Quinlevan 1980
John Quirk 1985

~R~

Dennis Radabaugh 1965
William Rahl 2000
Joe Rahn 1948
William Rahr 1900
Jerry Rakowski 1950
Edward Randall 1906
Clarence Rasmussen 1915
Jack Raymond 1962
Luther Reagan 1940
Frank Reak 1924
Tom Rebholz 1958, '60, '61, '62
Larry Reed 1960, '65, '66, '67
Tom Reikowski 1966, '67, '68, '69, '70
David Reinheimer 1956
Perry Reynolds 1929
Evan Richard 2012, '13, '14, '15
Bruce Richardson 1951
Wally Ricke 1946
Tim Ricks 1993, '94
Marsh Rieboldt 1941, '46
Dexter Riesch 1967, '68, '69, '70
Donald Ricci 1951
Marvin Risner 1971
Dean Risseauw 1963
Archie Roberts 1974, '75
Deonte Roberts 2008, '09, '10
Mitch Roelke 2011, '12, '13, '14

William Rogan 1910, '11
Roy Rogers 1898
Warren Rohn 1947
Andy Ronan 1989, '90
Derek Rongstad 2016, '17
Joe Rosenberg 1932
Arnold Ross 1919, '20, '21
Billy Ross 1989
Mike Ross 1983
Keith Rosser 1979, '81
Erv Rother 1946
Willard Rudiger 1935, '36, '37
Clarence Ruehle 1925, '26
Hans Ruenzel 1902, '03
Reinhardt Ruhnke 1900
Jack Runkel 1925, '26, '27
Matt Ryan 2001
Will Ryan 2002
Jerry Ryerson 1948, '50

~S~

Rob Sanders 2002, '03, '04, '05
Walter Sawyer 1924
Wilbert St. Julien 1972, '73
John Schafer 1991
Lee Schenkenberg 1908, '09, '11
Harold Schee 1921
Fred Schlatter 1911
Russ Schmelzer 1977
Russ Schlundt 1976, '77, '78, '79
Ray Schmidt 1932, '33
Kermit Schweers 1922, '23, '24
Wally Schloerke 1944
William Schommer 1931
Nathan Schrameyer 1994, '95, '96
Chester Schroeder 1942, '43
Bill Schroeder 1929, '30, '31
Erik Schten 1986, '87, '88
Hilton Schuh 1917
Chuck Schultz 1961
Harry Schulze 1953
Joe Schultz 1991, '92
Otto Schultz 1936
Norm Schulze 1950
Jim Schweitz 1940
Ralph Seefeld 1943
Robert Seeger 1935, '36, '37, '38
Fred Seidl 1901
Edward Seifert 1912, '13
Dick Shapiro 1943
Marcus Skinner 2007, '08
Keith Siegel 1998
Nellis Siegert 1966
William Simmonis 1898
Ernest Simonis 1896
Eugene Sims 1992, '93, '94
Jim Skarie 1969, '70
James Skewes '11
Lester Skornicka 1930, '31
Wellington Smart 1933
John Smilanich 1984, '85, '86
Avery Smith 2006, '07, '09
Frank Smith 1942, '43
Jutiki Smith 1994, '95, '96
G. Smith 1901
Shannon Smith 1995, '96
Wes Smith 1950, '51
Sam Sokol 1944
Tim Sonntag 1985
Isadore Sorce 1964
Patrick Souter 2010, '11
Mike Sowder 2000, '01
Ed Sparks 1972

Howard Spangenberg 1939, '40
Allen Spears 1993
Spencer 1965
Nelson Spencer 1975
Brent Sporleder 1972, '73
Walter Sprangers 1935, '36
Akeem Springs 2015, '16
Jerry Stanzer 1954, '55, '56, '57
Don Stapleton 1929, '33
Jimmy Stamas 2015
Ron Stanton 1958, '59, '60, '61
Joe Starck 1965
Staron 1928
Corey Statham 1993, '94
Jack Steel 1946
Dick Steffan 1953, '54
Rich Stejskal 1988, '90
Alvin Stengel 1905
Klaus Sterzik 1983
Bob Steskal 1943
Deyan Stojanovich 1993
Harry Stoll 1922, '23
Phil Stolz 1967
Paul Stothart 1912, '13
Arthur Strange 1914, '15
Craig Streff 1963, '65
Dan Studer 2015, '16, '17
Brock Stull 2016, '17, '18
Roger Suntner 1953
Allen Suttle 1966
Robert Sweet 1937, '38
George Swessel 1950
Charlie Swiggett 2007, '08, '09
Leif Svanoe 1934, '35

~T~

Ed Taibl 1941, '43
Warren Tamms 1942
George Tandy 1972, '73
Kirk Tatge 1976, '77, '78, '79
Terry Taylor 1963
Hollins Terry 1987
Ted Tetzlaff 1939, '40, '41
Richard Tews 1936, '37, '38
Robert Thompson 1901
Ryan Thornton 2007
JoJo Thruston 1977
Matt Tiby 2014, '15, '16
John Tierney 1943
Adrian Tigert 2002, '04, '05, '06
Clem Tilton 1939
Don Tofte 1946
Lee Trad 1971
Larry Treadwell 1998, '99
Ricky Trotter 1979, '80
Clay Tucker 2000, '01, '02, '03
Joah Tucker 2004, '05, '06
Maurice Turner 1986, '87, '88, '89
Tenus Tuttrup 1919
Michael Tyler 2010
Scotty Tyler 2016

~U~

Barry Umbs 1967, '68, '69
Glen Ulrichsen 1946, '49

~V~

Leroy Van Dale 1928, '29, 1931
Phil Vanderhyden 1969
Al Van Mullen 1984
Harold Veeder 1898, '99
Dave Vincent 1958, '59, '60, '61
Ken Voigt 1962

Kevin Volbert 1977
Harold Van Horne 1928, '29, '30
Al Van Scooter 1962

~W~

Ossie Wadewitz 1943
Earl Wagner 1953, '54
Al Walker 1976, '77, '78
Riley Walker 2010
Walter 1919
Charles Wall 1923
Gene Walrath 1926, '27, '28
Harry Warren 1975
Carson Warren-Newsome 2018
Don Weaver 1948
Robert Weber 1930, '31
Weber 1963
Dave Weber 1980
Robert Weaver 1948
Gerald Weichmann 1953
William Weisend 1904
Dan Weisse 2000, '01, '02, '03
West 1920
Henry Westendorf 1957
Wetzel 1928
Reggie Wheeler 1998, '99, '00, '01
Dave Whelan 1944
Harold White 1926, '27
Trinson White 2014, '15
Wickerman 1963
Cody Wichmann 2014, '15, '16, '17
Wieland 1900
Bruce Wienke 1962
Tom Wilbern 1966
Robert Wilhelmi 1956
Edgar Williams 1972, '73
Kaylon Williams 2011, '12
Randy Williams 1979
Willis 1968
Jerry Willis 1972, '73, '74
Ron Wilman 1963
Dave Wilson 1984, '85
Derrick Wimmer 2005, '06
John Windler 1966
Ron Winkler 1963
Jerome Winn 1939, '40, '41
Jose Winston 2003
Winters 1961
Earl Witte 1916, '17
Earl Witte 1962
Bob Wittman 1987
Christian Wolf 2011, '12, '13
H. Wolter 1919
Kerry Worthham 1980
Fred Worthington 1903, '04
Bob Wright 1971, '72
Clarence Wright 1988, '89
James Wright 2001, '02, '04, '05
Steve Wright 1996
D. Wulff 1922
Allan Wulz 1951, '52, '53

~X~Y~Z~

Tyrone Young 2006
Ken Zach 1958, '59, '60
O. Zeman 1913
Larry Zeroth 1985, '86
Mike Zingale 1925
Robert Zuppke 1901
Mike Zwitter 1961

William G. Appleby
Class of 1956 • Inducted 1979

Appleby was recognized mainly for his efforts in track, though he also played basketball at UWM. He was UWM's first track athlete to compete in a national decathlon, performing in the 1955 National Decathlon and the 1956 Olympic Trials and Kansas Relays.

Kenneth L. Buehler
Class of 1942 • Inducted 1974

Buehler was a three-time all-conference honoree in basketball. In fact, he was the league's leading scorer for two seasons. He was also a football star at the school.

Sam J. Castagna
Class of 1949 • Inducted 1990

Castagna was a four-year letterman in football and a two-year letterman in basketball. He was a member of the MSTC championship football teams in 1946 and 1947.

Richard C. Cox
Class of 1974 • Inducted 1988

Cox was a four-year letterwinner in basketball. He was a two-time most valuable player and leading rebounder. He was also named UWM's Senior Athlete in 1974.



Henry J. Davis, Jr.
Class of 1972 • Inducted 1992

Davis was a three-time letterwinner in basketball. He captained the team for two seasons and was the leading scorer and rebounder his junior year.

Arthur L. Derksen
Class of 1951 • Inducted 1990

Derksen played three years of basketball but earned his recognition for football. As a full-back he was a member of the WSC conference champion team in 1947. He was also a member of the WSC All-Conference team in 1950.

About The Bud K. Haidet Athletic Hall of Fame

The University of Wisconsin-Milwaukee Bud K. Haidet Athletic Hall of Fame, renamed to honor the former Athletic Director in 2009, has inducted 199 members since starting to recognize former student-athletes and coaches in 1972. Each year, a panel of athletic administrators and alums solicit nominations for honorees, and the panel decides on that year's inductees. Former student-athletes, coaches and administrators are also eligible for consideration. The former student-athletes listed on these pages all played basketball at Milwaukee, though some may have earned their status as a UWM Hall of Famer through the accomplishments in other sports while at the University. The most recent men's basketball inductee into the Hall of Fame was Joah Tucker, who was inducted in 2014.

James Dietrich
Class of 1957 • Inducted 1976

Dietrich earned four letters in basketball and two in baseball at UWM. Upon graduation, Dietrich went on to become a basketball coach in the Manitowoc area, first as an assistant at Manitowoc Lincoln and then as the head coach. In 1964, he took his team to the state tournament and won the consolation championship.

Robert E. Eckenrod
Class of 1942 • Inducted 1976

Eckenrod was the first 12-letter winner in the school's history, earning four letters apiece in three sports - basketball, football and track. Better known for his efforts in football and track, Eckenrod also played basketball.

Frank Ernst
Class of 1933 • Inducted 1982

Ernst played forward/center on the 1931, 1932 and 1933 basketball teams. He also competed in the high jump and pole vault on the track team and played football. Ernst set what was the state record in the high jump at the time, recording a leap of 6'1".

Terry M. Fredenburg
Class of 1968 • Inducted 1981

Fredenburg earned seven letters at UWM, four in football and three in basketball. He was mainly known for his play on the gridiron, earning MVP honors in 1967 and 1968. He won the Herman Kluge Award in 1968 and was sixth in the NCAA for receiving in 1966 and 1967.

Walter G. Fricke
Class of 1949 • Inducted in 1976

Fricke won five letters in basketball, four in football and one in track, earning all-league honors throughout his career.

Erwin Gerboth
Class of 1931 • Inducted 1985

Gerboth was a center on the basketball team, though was known for his football and track exploits. He played on football teams that won conference championships in 1929 and 1930. The track team won state titles all three years he competed and he set records in the shot put and discus.

G. Arnold Gother
Class of 1932 • Inducted 1980

Gother won seven letters during 1929 and 1930. He was an all-conference player in football and basketball, along with earning awards as the most outstanding golfer and wrestler. He never lost a football game in his career at the school.

Gerald Grohowski
Class of 1963 • Inducted 1977

Grohowski scored 1,684 points in his four years, sending him to the top of the UWM scoring charts at the time. During his career, UWM won 56 and lost 27 and played in a NCAA Regional. He was named WSC All-Conference three times and received small college honorable mention in 1961.



Milwaukee Hall of Famers

Jerome Gunville Class of 1939 • Inducted 1985

Gunville won nine letters from Milwaukee State Teachers College in track, basketball and football between 1936-39. He was the state conference pole vault champ in 1939 and won the Coach's Award in football as the most improved player that same year.

Thomas D. Hanrahan Class of 1957 • Inducted 1989

Hanrahan was a basketball standout for Milwaukee State Teachers College and UWM from 1951-'54 and returned in 1956-'57 after serving two years in the armed forces. A small college honorable mention All-American, Hanrahan was a two-time co-captain and set the record for most points scored in one game with 33 in 1953-'54. In that same game, he also set a record for most free throws made with 15.

Raymond J. Heim Class of 1955 • Inducted 1985

Heim competed in football, baseball, basketball and track for Milwaukee Extension. He was captain of the football and baseball teams, and won a special award from the Wisconsin Alumni Club in 1954 as the Extension Center's Football Athlete of the Year. Heim was inducted into the Wisconsin High School Football Coaches Association Hall of Fame in March of 1985 after compiling a record of 103-55-6 in 20 years of coaching.

Bruce Hendley Class of 1933 • Inducted 1993

A 1933 graduate at Milwaukee State Teachers College, Hendley received four letters in basketball. He was captain of the team in 1930.

Albert A. Hohler Class of 1935 • Inducted 1990

Hohler played football and basketball for Milwaukee State Teachers College from 1931-35. He was captain of the 1933 and 1934 basketball teams and was named on the conference all-star team both years.

Paul D. Humke Sr. Class of 1936 • Inducted 1979

Humke was selected to the Wisconsin State Teachers College Conference All-State Team three times. He was co-captain of a team that won the conference title and represented the state in the National AAU tournament in Denver, Colorado. Humke also played tennis and ran track.



George Jablonski Class of 1942 • Inducted 1978

Jablonski earned nine letters as a member of conference championship teams in both football and basketball. He was awarded the MSTC Blanket Award for his gridiron and court exploits and also served as president of his junior and senior class.

Glenn A. Jahnke Class of 1953 • Inducted 1993

Jahnke won eight letters- four in track, three in cross country and one in basketball. He was a member of four state college championship teams and four state indoor championship teams.

George Kibbe Class of 1921 • Inducted 1974

Kibbe was a standout in both football and basketball at the Milwaukee Normal School. After graduation Kibbe assisted in organizing alumni and lettermen groups and helped promote the athletic program. After his death in 1949, an annual award was given in his name to the student-athlete who best typified his qualities.

Thomas C. Kneusel Class of 1959 • Inducted 1975

Kneusel led his team in scoring as a freshman and made the record books for career scoring with 1,565 points. He also ranks second for the most points scored in a single game. Kneusel earned four letters during his intercollegiate career and twice was named team captain.

Leo Kratz Class of 1948 • Inducted 1973

Kratz earned a total of 13 varsity letters, including five in basketball. He was an "Honor Ten" graduate and was named recipient of the Robert Ames Award as the outstanding senior in 1948. He captained the 1946-47 basketball squad.



Raymond R. Krzoska Class of 1941 • Inducted 1995

Krzoska was captain of the 1940-41 team that posted an undefeated season. He also played on two championship football teams and became the first player from the school to play pro basketball. He then served as UWM's head coach from 1963-70, just one of the jobs he held at UWM.

Kenneth R. Lemmer Class of 1951 • Inducted 1977

Lemmer earned 12 letters and captained three sports during his career at UWM. Lemmer was named all-conference in basketball and he played in the National Industrial League after his graduation. He was also a conference champion in track.

Lowell E. Littaritz Class of 1954 • Inducted 1983

Littaritz won seven letters, though just one came in basketball. He was known for his football efforts, starting for four years and earning all-conference honors in 1953. He captained the team in 1953 and 1954. In basketball, Littaritz was injured in 1953 but lettered in 1954. He won the Kibbe Award for his achievements in 1954.

Harold "Zip" Morgan Class of 1920 • Inducted 1973

Morgan was known mainly for his quarterback play on the football field but also captained the basketball team for two years, sandwiched around his service for the U.S. Navy. He then made contributions to the city of Milwaukee, serving as Director of Municipal Athletics for 42 years.

Scott D. Netzel
Class of 1957 • Inducted 1977

Netzel became one of UWM's first all-conference stars when he was named to the WSC basketball team in 1956. He lettered four times in basketball, where he was all-conference and team captain as a forward. He played end and tackle for three years on the football team and twice lettered in track as a shot putter.

Larry Reed
Class of 1967 • Inducted 2000

Reed played basketball for the Panthers in 1959-60 and 1964-67. He won the Kluge Award at UWM. He led the team in scoring and rebounding during his sophomore, junior and senior year. Reed holds school records in career scoring with 1,693 points and rebounds with 1,529 boards. He is one of only two Panthers to mark over 1,000 in both categories and in 1964 was invited to try out for the Olympic team.

Thomas E. Reikowski
Class of 1970 • Inducted 1987

Reikowski was the leading scorer and rebounder in 1968-69 on the UWM men's basketball team. He captained the team during the 1969-70 season. As a forward, he is still in the top 10 for career scoring with 1,458 points.

Dexter Riesch
Class of 1970 • Inducted 1981

Riesch (pictured at upper right of page) starred in basketball as a forward and led the team in scoring three years. He captained the squad his senior year and was named MVP one year. Riesch was also a two-time letterwinner in track.

W. Jess Rudiger
Class of 1937 • Inducted 1975

Rudiger earned nine letters in cross country, basketball and track at Milwaukee State Teachers College. He was twice named captain of the basketball team and earned all-conference in basketball. Rudiger was also a three-time conference champion in the two-mile run.

James R. Skarie
Class of 1970 • Inducted 1987

Skarie only played basketball as a freshman at UWM, then made a name for himself on the football field. He set school records for passes completed in a game (28), yards gained passing in a season (1,387), touchdown passes thrown

in season (12) and passing percentage during season (.589).

Shannon Smith
Class of 1996 • Inducted 2001

Smith starred during the 1994-95 and 1995-96 seasons for the Panther basketball program. Despite playing just two seasons, Smith is the fourth-leading scorer in UWM's Division I history while also ranking in the top five all-time in career scoring average, field goals made, field goals attempted, free throws made and free throws attempted. During the 1994-95 season, Smith averaged 24.5 ppg and set school records for free throws made and attempted during a single season.

Jerry Stanzer
Class of 1957 • Inducted 1973

Stanzer earned a total of 12 varsity letters while at UWM, setting individual records in basketball while also starring in football and track.

Joah Tucker
Class of 2006 • Inducted 2014


Tucker was one of the most accomplished players in Milwaukee men's basketball history despite playing only three seasons (2003-06) for the Panthers after transferring from Bradley University. The 6-foot-5 guard/forward led Milwaukee to three postseason appearances in his three years and during the 2005 NCAA Tournament, he averaged a whopping 25.3 points per game in helping the Panthers reach the Sweet 16.

Dave P. Vincent
Class of 1961 • Inducted 1979

Vincent earned four letters in basketball and was named to the state all-conference team his junior and senior years. He was second in conference scoring and his four-year point total of 1,221 placed him in the UWM scoring record book.

Kenneth Zach
Class of 1960 • Inducted 1988

A starting guard on the UWM basketball team, Zach is still among the top 20 all-time scorers at UWM. A three-time letter winner, Zach was a member of the conference championship team in 1960 that competed in the NCAA tournament for the first time in UWM history. He was the second-leading scorer as a sophomore before leaving school to join the service in 1960.



David O. Nicholas
Family Scholarship

The David O. Nicholas Family Scholarship, created by David and Lori Nicholas, is the first endowed scholarship created for the men's basketball program. The gift donated to create the scholarship was in excess of \$250,000.

The scholarship, created in 2003, is awarded annually to a men's basketball student-athlete from Wisconsin who exemplifies athletic and academic leadership qualities.

2003-2004	Kalombo Kadima
2004-2005	Adrian Tigert
2005-2006	Joah Tucker
2006-2007	Nick Hansen
2007-2008	Allan Hanson
2008-2009	Jason Averkamp

2013-14

21-14 Overall • NCAA Tournament First Round

Head Coach: Rob Jeter



No	Name	Pos	Ht	Wt	Yr	Hometown
1	Jordan Aaron	G	5-10	160	Sr.	Bronx, NY
2	Akeem Springs	G	6-4	210	So.	Waukegan, Ill.
3	Kyle Kelm	F	6-9	225	Sr.	Randolph, Wis.
4	Malcolm Moore	F	6-7	230	Sr.	Iowa City, Iowa
5	Cody Wichmann	G	6-5	210	Fr.	Pulaski, Wis.
10	Thierno Niang	G	6-1	205	Sr.	Dakar, Senegal
11	Connor Weas	G	6-4	180	So.	Whitefish Bay, Wis.
15	Trinson White	G/F	6-5	190	Jr.	Milwaukee, Wis.
20	Mitch Roelke	G	6-0	170	Sr.	Waukegan, Wis.
21	Dan Studer	F	6-7	230	So.	Germantown, Wis.
22	Evan Richard	G	6-2	175	Jr.	Kieler, Wis.
23	J.J. Panoske	F	6-10	225	So.	Brodhead, Wis.
25	Steve McWhorter	G	6-2	185	Jr.	Racine, Wis.
30	J.R. Lyle	G	6-2	175	So.	Kansas City, Mo.
31	Matt Tiby	F	6-8	230	So.	Urbandale, Iowa
33	Quinton Gustavson	F	6-9	200	Sr.	Racine, Wis.
34	Austin Arians	F	6-6	200	So.	Stoughton, Wis.
50	Brett Prah	F	6-9	225	Fr.	East Troy, Wis.
52	Alex Prah	F	6-9	225	Fr.	East Troy, Wis.

11/8	at Loyola	L	76-72
11/11	at Davidson	W	81-77
11/15	vs. San Jose State #	W	64-61
11/16	vs. James Madison #	W	77-66
11/17	at Northern Illinois #	W	82-69
11/19	DePaul	L	80-71
11/23	at Tennessee Tech	W	70-63
11/26	Judson	W	89-56
11/30	at UMKC	W	84-79
12/3	Northern Iowa	W	83-72
12/7	Bradley ^	W	73-67
12/11	at Wisconsin	L	78-52
12/21	vs. Northeastern @	L	62-59
12/22	vs. Alabama State @	W	67-54
1/2	Youngstown State*	W	82-76
1/4	Cleveland State*	L	77-49
1/8	at Oakland*	W	84-75
1/12	Green Bay*	L OT	93-86
1/16	at UIC*	W	67-63
1/18	at Valparaiso*	L	75-62
1/21	at Wright State*	L	73-57
1/24	Detroit*	L	73-54
1/30	Wright State* ^	W	68-64
2/2	Oakland* ^	W	86-64
2/8	at Green Bay*	W	73-63
2/15	Valparaiso*	L	77-62
2/20	at Youngstown State*	L OT	88-83
2/22	at Cleveland State*	L	74-50
2/25	UIC*	L	80-58
2/27	at Detroit*	W	68-62
3/4	Detroit \$	W	83-73
3/7	vs. Valparaiso !	W	74-57
3/8	at Green Bay !	W	73-66
3/11	at Wright State %	W	69-63
3/20	vs. Villanova &	L	73-53

* - Horizon League game; ^ - Klatsche Center

- NIU Invitational (DeKalb, Ill.)

@ - Westin Holiday Classic (New Orleans, La.)

\$ - Horizon League Tourney (Milwaukee, Wis.)

! - Horizon League Tourney (Green Bay, Wis.)

% - Horizon League Tourney (Dayton, Ohio)

& - NCAA Tournament (Buffalo, N.Y.)

NCAA First Round

Buffalo, N.Y. • March 20, 2014

UWM	FG-FGA	3F-3FA	FT-FTA	RB	PTS
Kelm	4-10	0-1	0-0	4	8
Tiby	2-4	1-1	5-6	4	10
Arians	6-15	4-10	1-2	5	17
Aaron	1-15	0-7	4-4	6	6
McWhorter	1-8	0-2	1-2	2	3
Moore	1-3	0-1	0-1	3	2
Wichmann	0-0	0-0	0-0	0	0
Niang	0-0	0-0	0-0	0	0
Roelke	0-0	0-0	0-0	0	0
Richard	0-1	0-0	0-0	0	0
Panoske	2-2	1-1	0-0	6	5
Lyle	1-5	0-1	0-0	3	2
Gustavson	0-0	0-0	0-0	0	0
Totals	18-63	6-24	11-15	37	53

Villanova	FG-FGA	3F-3FA	FT-FTA	RB	PTS
Pinkston	4-8	0-0	5-7	8	13
Ochefu	1-4	0-0	2-2	9	4
Hilliard	6-11	1-4	3-3	1	16
Arcidiacono	1-4	0-2	0-1	4	2
Bell	5-14	0-8	2-2	7	12
Jenkins	4-7	3-4	0-0	3	11
Hart	5-8	0-2	1-1	7	11
Chennault	2-2	0-0	0-0	1	4
Reynolds	0-0	0-0	0-0	0	0
Ennis	0-4	0-3	0-0	2	0
Totals	28-62	4-23	13-16	46	73

	1	2	TOT
UWM	23	30	53
VILLANOVA	27	46	73

Milwaukee claimed its third postseason berth in four years and the Panthers' fourth NCAA Tournament appearance with a Horizon League Tournament title run to remember.

The Panthers claimed the 2014 Horizon League Tournament title with a stirring run of four wins in eight days, including victories at top-seeded Green Bay and at third-seeded Wright State. Just as impressive is the fact Milwaukee led by double digits in each of the four games and led wire-to-wire in wins over Valparaiso and Wright State. In fact, Milwaukee was ahead for 155:31 of the 165:00 minutes it played in the tournament, trailing only for 4:02 vs. Detroit and 5:27 vs. Green Bay. The tournament title was Milwaukee's fourth, while the Panthers became the first-ever five seed to win the league crown.

As one would expect after winning the tournament title, the Panthers dominated the all-tournament team. Jordan Aaron earned tournament most valuable player honors

after averaging 20.5 points per game in the four wins. Included in the run was a 28-point effort in the win over Green Bay. Kyle Kelm and Matt Tiby also earned all-tournament recognition. Kelm had 20 points in the title game and Tiby had a double-double of 15 points and 10 rebounds in the semifinal win at Green Bay.

The league tournament run pushed Milwaukee to the 20-win plateau for the third time in five seasons. Milwaukee's 13-win increase from the prior season marked the best year-to-year improvement in the country, and UWM was the only team in the NCAA Tournament that finished last in its league the year prior.

After putting up a valiant effort in the first half in trailing by just four at the break, UWM saw Villanova break open a close game over the final eight minutes en route to a 73-53 win in the first round of the NCAA Tournament.

2011-12

20-14 Overall • College Basketball Invitational

Head Coach: Rob Jeter



No	Name	Pos	Ht	Wt	Yr	Hometown
1	Ja'Rob McCallum	G	6-0	170	Jr.	Marion, Ind.
2	Kaylon Williams	G	6-3	185	Sr.	Cedar Rapids, Iowa
3	Kyle Kelm	F	6-9	210	So.	Randolph, Wis.
4	Ryan Allen	G	6-3	200	Sr.	South Holland, Ill.
5	Shaquille Boga	G	5-11	170	Fr.	St. Louis, Mo.
14	Paris Gulley	G	6-2	170	Jr.	Peoria, Ill.
15	Demetrius Harris	F	6-7	230	Jr.	Jacksonville, Ark.
20	Mitch Roelke	G	6-0	170	So.	Waukegan, Wis.
21	Tony Meier	F	6-8	210	Sr.	Wildwood, Mo.
22	Evan Richard	G	6-2	175	Fr.	Kieler, Wis.
23	J.J. Panoske	F	6-10	225	Fr.	Brodhead, Wis.
32	Lonnie Boga	G	6-3	200	Jr.	St. Louis, Mo.
33	Quinton Gustavson	C	6-9	200	So.	Racine, Wis.
42	James Haarsma	F	6-7	230	Jr.	Racine, Wis.
44	Ryan Haggerty	F	6-8	210	Jr.	Glen Ellyn, Ill.
45	Christian Wolf	F	6-9	250	Jr.	Kohler, Wis.

11/12	SW Minnesota St.	W	71-63
11/14	at Northern Illinois	W	59-57
11/18	IUPUI	W	62-49
11/20	Texas Southern	W	73-38
11/23	at Michigan State	L	55-68
11/26	at UALR	W	59-54
12/1	Loyola*	W	59-41
12/3	UIC*	W OT	73-71
12/5	at DePaul	W	87-76
12/10	at Northern Iowa	L	51-67
12/13	Wisconsin	L	54-60
12/17	Omaha^	W	86-50
12/22	at Marquette	L	50-64
12/29	at Valparaiso*	W	57-55
12/31	at Butler*	L	50-54
1/3	at Western Michigan	L	61-72
1/7	Green Bay*	W	64-63
1/12	Wright State*	W	58-38
1/14	Detroit*	W	84-74
1/20	at Youngstown State*	L	66-68
1/22	at Cleveland State*	L	57-83
1/26	Butler*	W	53-42
1/28	Valparaiso*	L	52-55
1/31	Youngstown State*	L	65-73
2/4	at Green Bay*	W	81-75
2/10	at Detroit*	L	57-58
2/12	at Wright State*	L	46-70
2/14	Cleveland State*	W	86-84
2/18	Fairfield	W	67-63
2/23	at UIC*	W	72-61
2/25	at Loyola*	W	78-69
2/28	UIC^ §	W	68-55
3/2	vs. Butler %	L	49-71
3/13	at TCU &	L	73-83

* - Horizon League game; ^ - Klatsche Center

§ - Horizon League Tourney (Milwaukee, Wis.)

% - Horizon League Tourney (Valparaiso, Ind.)

& - College Basketball Invitational (Ft. Worth, Tex.)

CBI First Round Fort Worth, Tex. • March 13, 2012

UWM	FG-FGA	3F-3FA	FT-FTA	RB	PTS
Meier	7-17	4-13	0-0	9	18
Haarsma	8-13	1-3	0-1	3	17
Allen	4-7	0-0	1-1	4	9
Boga	1-3	0-0	1-1	0	3
Gulley	2-10	1-6	0-0	4	5
Williams	4-10	1-4	5-10	4	14
Kelm	1-4	1-3	2-2	6	5
Haggerty	1-3	0-1	0-0	3	2
Totals	28-67	8-30	9-15	35	73

TCU	FG-FGA	3F-3FA	FT-FTA	RB	PTS
Crossland	0-0	0-0	0-0	0	0
Williams	4-7	1-2	6-9	7	15
Anderson	2-7	2-3	0-0	2	6
Thorns	3-7	2-5	5-5	7	13
Cadot	4-9	0-3	3-4	7	11
Fields	5-7	2-3	3-3	5	15
Butler	3-4	3-3	1-2	2	10
McKinney	1-2	0-0	0-0	0	2
Green	5-11	0-2	1-1	5	11
Totals	27-54	10-21	19-24	35	83

	1	2	TOT
UWM	30	43	73
TCU	38	45	83

The Panthers returned to the postseason for the second year in a row after collecting 20 victories.

The year started on an uptick for Milwaukee, as UWM won its first four games and then was 8-1 after a record-setting win at DePaul in early December. The victory in Chicago included a stellar 61.7 percent shooting effort. Tony Meier and Paris Gulley put their names in the record books in the win, each making all five of their three-point attempts.

A tough next run of games saw UWM stumble slightly. The Panthers had a great chance to beat in-state rival Wisconsin in front of more than 10,000 fans at the U.S. Cellular Arena but fell just short. UWM also opened 3-0 in league play but lost a

late lead at Butler. Still, Milwaukee put together a three-game winning streak in early January and found itself 6-1 and atop the Horizon League.

The Panthers then dropped six of their next eight games to seemingly fall out of the hunt. But, as always seems to be the case, Milwaukee saved its best basketball for the stretch run. A thrilling win over league frontrunner Cleveland State put the Panthers back on track and UWM wound up capturing five-straight victories heading into the second round of the league tournament.

For a second-straight year, Butler ended Milwaukee's search for an NCAA Tournament. Then, in the CBI, UWM fought hard but came up short at TCU.

2010-11

19-14 Overall • National Invitation Tournament

Head Coach: Rob Jeter



No	Name	Pos	Ht	Wt	Yr	Hometown
1	Ja'Rob McCallum	G	6-0	170	So.	Marion, Ind.
2	Kaylon Williams	G	6-3	185	Jr.	Cedar Rapids, Iowa
3	Kyle Kelm	F	6-9	210	Fr.	Randolph, Wis.
4	Ryan Allen	G	6-3	200	Jr.	South Holland, Ill.
11	Tone Boyle	G	6-4	195	Sr.	Middleton, Wis.
15	Patrick Souter	G	6-0	170	So.	Racine, Wis.
20	Mitch Roelke	G	6-0	170	Fr.	Waunakee, Wis.
21	Tony Meier	F	6-8	210	Jr.	Wildwood, Mo.
22	Evan Richard	G	6-2	175	Fr.	Kieler, Wis.
23	Anthony Hill	F	6-7	230	Sr.	Milwaukee, Wis.
30	Jerard Ajami	G	6-2	180	Sr.	Madison, Wis.
32	Lonnie Boga	G	6-3	200	So.	St. Louis, Mo.
33	Quinton Gustavson	F	6-9	200	Fr.	Racine, Wis.
34	Mitchell Carter	C	6-10	270	Sr.	Milwaukee, Wis.
42	James Haarsma	F	6-7	230	Jr.	Racine, Wis.
44	Ryan Haggerty	F	6-8	210	So.	Glen Ellyn, Ill.
45	Christian Wolf	F	6-9	250	So.	Kohler, Wis.

NIT First Round

Evanston, Ill. • March 16, 2011

UWM	FG-FGA	3F-3FA	FT-FTA	RB	PTS
Meier	7-9	5-7	0-1	4	19
Hill	4-9	0-1	3-3	8	11
McCallum	2-5	1-4	0-0	2	5
Boyle	3-15	2-12	0-0	2	8
Williams	4-8	3-7	0-0	5	11
Kelm	0-0	0-0	0-0	0	0
Ajami	0-0	0-0	0-0	0	0
Carter	0-0	0-0	0-0	0	0
Allen	3-3	0-0	1-1	2	7
Haggerty	0-2	0-2	0-0	2	0
Totals	23-51	11-33	4-5	29	61
NU	FG-FGA	3F-3FA	FT-FTA	RB	PTS
Crawford	3-9	0-3	0-0	5	6
Shurna	8-14	5-10	4-6	8	25
Mirkovic	1-2	0-0	2-2	8	4
Thompson	7-17	4-11	2-2	4	20
Marcotullio	3-12	3-9	4-4	5	13
Nichols	0-0	0-0	0-0	0	0
Hearn	0-0	0-0	0-0	0	0
Fruendt	0-1	0-0	0-0	2	1
Peljusic	0-0	0-0	0-0	0	0
Capocci	0-1	0-0	2-2	2	2
Curletti	0-2	0-1	0-0	1	0
Totals	22-58	12-34	14-16	37	70
	1	2	TOT		
UWM	26	35	61		
N'Western	38	32	70		

A great late-season surge sent the Panthers to the top of the Horizon League and back into the postseason for the first time in five years.

It didn't look like a postseason berth was in the cards for the Panthers in mid-January after Milwaukee lost back-to-back games to Loyola and Valparaiso. At that point, UWM sat 4-5 and in 7th place in the Horizon League, with the Panthers also sitting below .500 overall.

But what had been a roller coaster became a thrilling ride for Milwaukee over the next two months. The Panthers won at Butler Jan. 23 and that started a nine-game league winning streak. By mid-February Milwaukee had moved into league title contention and then on Feb. 16 the Panthers knocked off

11/12	at Portland \$	L	80-60
11/13	vs. Florida Atlantic \$	L	85-76
11/14	vs. UC Davis \$	W	73-62
11/17	at Niagara	W	90-73
11/20	Northern Iowa	W	65-63
11/23	Western Michigan	L	67-55
11/27	Marquette	L	75-72
12/2	Youngstown State*	W	76-67
12/4	Cleveland State*	L	82-59
12/8	at Wisconsin	L	61-40
12/11	at South Dakota State	W	82-70
12/14	at DePaul	L	61-47
12/18	Bowling Green	W	72-69
12/30	at Wright State*	L	68-44
1/1	at Detroit*	W OT	84-81
1/3	Butler*	W	76-52
1/8	at Green Bay*	L	69-64
1/13	UIC*	W	87-75
1/15	Loyola*	L	71-65
1/21	at Valparaiso*	L	60-43
1/23	at Butler*	W OT	86-80
1/28	Detroit*	W	72-67
1/30	Wright State*	W	54-53
2/5	Green Bay*	W	88-75
2/10	at Loyola*	W	66-57
2/12	at UIC*	W	70-59
2/16	Valparaiso*	W	79-76
2/19	at Buffalo*	L	80-65
2/24	at Cleveland State*	W	87-83
2/26	at Youngstown State*	W OT	94-87
3/5	Valparaiso #	W	70-63
3/8	Butler #	L	59-44
3/16	at Northwestern &	L	70-61

* - Horizon League game

\$ - AIA Classic (Portland, Ore.)

- Horizon League Tourney (Milwaukee)

& - NIT First Round (Evanston, Ill.)

then first-place Valparaiso at the U.S. Cellular Arena. A successful road trip to Ohio the next week then put Milwaukee over the top, as the Panthers officially clinched a share of the league crown and hosting rights for the league tournament with an overtime victory at Youngstown State.

UWM did beat Valparaiso in the semifinals of the league tournament at The Cell but came up just short in its quest for a fourth NCAA Tournament berth, falling 59-44 to Butler in the championship game. The Panthers still made their fifth NCAA Division I postseason appearance by qualifying for the National Invitation Tournament. UWM made the short trip to Evanston, Ill., for a battle with Northwestern of the Big Ten, pulling within six points late in the second half before falling, 70-61.

2005-06

22-9 Overall • NCAA Tournament Second Round

Head Coach: Rob Jeter



No	Name	Pos	Ht	Wt	Yr	Hometown
1	Kevin Massiah	F	6-5	215	Jr.	Toronto, Ont.
2	Chris Hill	G	5-10	160	Sr.	Chicago, Ill.
3	Avery Smith	G	6-3	175	So.	Milwaukee, Wis.
4	Mark Pancratz	G	6-3	185	Sr.	Schaumburg, Ill.
5	Ricky Franklin	G	6-1	200	Fr.	Milwaukee, Wis.
10	Zach Holt	G	5-6	160	Fr.	Pulaski, Tenn.
12	Allan Hanson	G	6-0	170	So.	Wauwatosa, Wis.
13	Joah Tucker	F	6-5	220	Sr.	Milwaukee, Wis.
14	Derrick Wimmer	G	6-4	175	Jr.	Milwaukee, Wis.
20	Myles McKay	G	6-3	180	Fr.	Menomonee Falls, Wis.
21	Jason McCoy	F	6-9	192	Sr.	Houston, Tex.
22	Kaylan Anderson	G	6-5	195	Fr.	Toronto, Ont.
24	Boo Davis	G	6-3	195	Sr.	Chicago, Ill.
25	Paige Paulsen	F	6-7	220	Jr.	Custer, SD
33	Nick Hansen	F	6-6	210	Jr.	Appleton, Wis.
40	Michael Bendall	F	6-7	210	So.	Oconomowoc, Wis.
42	Tyrone Young	G	6-4	198	Jr.	Kansas City, Mo.
43	Steve Hoelzel	C	6-9	225	Jr.	Kaukauna, Wis.
44	Adrian Tigert	F	6-7	235	Sr.	Oshkosh, Wis.
50	Derrick Ford	C	6-10	240	Sr.	Toledo, Ohio

11/15	at Memphis %	L	52-79
11/21	Upper Iowa	W	93-64
11/28	at Tennessee Tech	L	67-72
12/3	Saint Louis	W	82-71
12/6	at South Dakota State	W	76-51
12/10	Hawai'i	W	58-52
12/15	at Wisconsin	L	68-74
12/17	Green Bay*	W	80-60
12/21	Oakland	W	83-60
12/27	at Wyoming	W	84-69
12/30	at Montana	W	78-74
1/2	Cleveland State*	W	75-68
1/5	at UIC*	W	68-45
1/7	Butler*	W	64-59
1/11	Loyola*	W	78-75
1/14	at Green Bay*	L	77-84
1/18	at Detroit*	W	72-71
1/21	Wright State*	W	61-54
1/26	at Youngstown State*	W	78-70
1/30	at Loyola*	W	68-57
2/2	at Wright State*	L	54-59
2/4	at Butler*	L OT	60-63
2/9	Youngstown State*	W	98-57
2/11	at Cleveland State*	W	86-57
2/15	UIC*	L OT	86-94
2/18	Missouri State	L	72-63
2/21	Detroit*	W	76-57
3/4	Loyola &	W	80-66
3/7	Butler &	W	87-71
3/16	vs. Oklahoma \$	W	82-74
3/18	vs. Florida \$	L	60-82

* - Horizon League game

% - Preseason NIT

& - League Tourney (Milwaukee)

\$ - NCAA Tourney (Jacksonville, Fla.)



Joah Tucker



Boo Davis



Adrian Tigert

Expectations were certainly high when the Panthers took the court for the 2005-06 season, but thanks to a stellar group of seniors and strong leadership from new head coach Rob Jeter, UWM again made noise on the national stage.

The season actually saw UWM drop two of its first three games, but the Panthers quickly recovered to win 11 of their next 12 outings. Included in the run was an impressive road sweep of Wyoming and Montana, as well as wins in the first five Horizon League games of the season.

The winning run ended with a loss on the road in Green Bay, but the Panthers bounced back to win their next four league games and stood 9-1 in league play heading into the month of February. UWM stumbled in road losses to Wright State and Butler, but bounced back with easy wins over Youngstown State and at Cleveland State to move to the brink of its third-straight league regular season title. But, senior Adrian Tigert was injured late in the Cleveland State contest, and without Tigert the Panthers suffered a home loss to UIC. UWM bounced back, though, to beat Detroit, which then knocked off Butler five days later, giving the Panthers the outright Horizon League title and hosting rights for



the Horizon League Championship.

With Tigert back in the lineup, the Panthers made it look easy en route to their third tournament title in four years. UWM bounced Loyola by 14 points and Butler by 16 to claim the crown and return to the NCAA Tournament.

UWM also again cleaned up when it came

time to distribute Horizon League postseason awards. Joah Tucker and Boo Davis each earned all-league first-team honors while Tigert was named to the second team. It marked the first time in school history the Panthers saw three players named to the all-league teams.

When the pairings for the NCAA Tournament were announced, it was clear respect had arrived for UWM basketball. The Panthers earned a best-ever 11-seed and were sent to Jacksonville, Fla., for a matchup with Oklahoma of the Big 12.

After the successful run in the NCAA Tournament a year earlier, UWM became a popular pick to again pull off a first-round upset. But, even with those expectations on their shoulders, the Panthers put together a great performance in knocking off Oklahoma. In fact, UWM steadily built a lead in the second half and then consistently got to the free throw line down the stretch. The Panthers made 26-of-32 free throws and led by as many as 14 points in claiming an 82-74 win over the Sooners to advance to the second round. Davis led the way with 26 points while Tucker added 24.

Up next for UWM was Florida, which would be a daunting task on any floor in the country. But, with the game scheduled to be played in the state of Florida, the Panthers knew they were facing a road game on what would officially be considered a neutral court.

The Panthers hung in the contest early and were within eight points early in the second half. But the deep, athletic Gator squad proved too much for UWM, as Florida pulled away for an 82-60 win. Tigert did post a career night in his final game in a Panther uniform, collecting 27 points to go with eight rebounds.

Just as was the case the year before, UWM was eliminated by a team poised to make a deep run in the tournament. In fact, Florida never looked back after its win over UWM, rolling through four more contests on its way to a national title.

The tournament loss also brought to a close the career of seven UWM seniors. Tucker, Davis and Tigert were joined in the 2005-06 senior class by Chris Hill, Jason McCoy, Mark Pancratz and Derrick Ford.

NCAA Tournament First Round Jacksonville, Fla. • March 16, 2006						
UWM	FG-FGA	3F-3FA	FT-FTA	RB	PTS	
Tucker	5-14	1-6	13-16	5	24	
McCoy	0-3	0-0	0-0	2	0	
Tigert	7-13	0-2	0-0	5	14	
Hill	2-3	1-2	5-6	3	10	
Davis	7-15	4-10	8-10	6	26	
Smith	3-5	0-0	0-0	4	6	
Pancratz	0-0	0-0	0-0	0	0	
Hanson	0-1	0-0	0-0	0	0	
Ford	1-1	0-0	0-0	1	2	
Totals	25-55	6-20	26-32	32	82	
Oklahoma	FG-FGA	3F-3FA	FT-FTA	RB	PTS	
Gray	6-11	0-0	1-1	8	13	
Bookout	6-10	0-0	2-3	8	14	
Neal	1-8	1-5	0-0	3	3	
Everett	10-20	0-3	1-2	2	21	
Godbold	5-6	4-5	1-2	7	15	
Walker	0-0	0-0	0-0	0	0	
Johnson	0-1	0-0	0-0	0	0	
Carter	1-2	0-1	0-0	3	2	
Longar	1-1	0-0	0-0	0	2	
Griffin	2-2	0-0	0-0	1	4	
Totals	32-61	5-14	5-8	35	74	
	1	2	TOT			
UWM	33	49	82			
Oklahoma	31	43	74			

NCAA Tournament Second Round Jacksonville, Fla. • March 18, 2006						
UWM	FG-FGA	3F-3FA	FT-FTA	RB	PTS	
Tucker	4-14	1-5	0-0	2	9	
McCoy	2-3	0-1	0-1	1	4	
Tigert	11-13	2-2	3-4	8	27	
Hill	0-6	0-4	0-1	4	0	
Davis	3-12	2-4	2-3	9	10	
Massiah	0-0	0-0	0-0	0	0	
Smith	0-3	0-0	2-4	3	2	
Pancratz	0-2	0-0	2-2	1	2	
Hanson	2-3	2-3	0-0	1	6	
Hansen	0-0	0-0	0-0	0	0	
Bendall	0-0	0-0	0-2	0	0	
Young	0-2	0-1	0-0	1	0	
Ford	0-3	0-0	0-0	2	0	
Totals	22-61	7-20	9-17	33	60	
Florida	FG-FGA	3F-3FA	FT-FTA	RB	PTS	
Brewer	9-16	5-8	0-0	3	23	
Noah	5-10	0-0	7-9	7	17	
Horford	6-8	0-0	1-3	6	13	
Green	2-6	1-4	2-2	2	7	
Humphrey	3-7	2-6	1-1	2	9	
Swanson	0-0	0-0	0-0	0	0	
Moss	3-5	0-1	0-0	9	6	
Hodge	1-2	0-1	0-0	3	2	
Berry	0-0	0-0	0-0	0	0	
Tyler	0-0	0-0	0-0	0	0	
Richard	1-2	0-0	3-4	4	5	
Huertas	0-0	0-0	0-0	0	0	
Totals	30-56	8-20	14-19	41	82	
	1	2	TOT			
UWM	26	34	60			
Florida	34	48	82			

2004-05

26-6 Overall • NCAA Sweet 16

Head Coach: Bruce Pearl



11/20	Prairie View	W	117-55
11/23	Parkside	W	87-50
11/28	Air Force	W	50-45
12/1	South Dakota State	W	89-54
12/4	at UIC*	W	75-67
12/7	at Saint Louis	W	57-47
12/11	at Valparaiso	L	72-71
12/15	at Wisconsin	L	66-37
12/22	vs. Kansas	L	73-62
12/30	at Manhattan	W OT	88-78
1/3	Detroit*	L	76-68
1/6	at Butler*	W OT	71-68
1/8	Loyola*	W	73-56
1/12	at Youngstown State*	W	65-42
1/15	Green Bay*	W	86-56
1/17	Wright State*	W	71-66
1/20	Cleveland State*	W	85-65
1/22	at Detroit*	W	61-48
1/26	at Purdue	W	73-68
1/29	at Green Bay*	L	76-72
2/2	at Wright State*	W	79-70
2/5	UIC*	W	85-75
2/10	at Loyola*	W	74-67
2/12	Youngstown State*	W	90-67
2/16	Butler*	W	64-53
2/19	at Hawai'i	W	87-81
2/26	at Cleveland State*	W	81-59
3/5	Loyola #	W	94-76
3/8	Detroit #	W	59-58
3/17	vs. Alabama &	W	83-73
3/19	vs. Boston College \$	W	83-75
3/24	vs. Illinois %	L	77-63

* - Horizon League game

- Horizon League Tourney (Milwaukee)

& - NCAA First Round (Cleveland)

\$ - NCAA Second Round (Cleveland)

% - NCAA Tourney Regional Semifinal (Rosemont, Ill.)

No	Name	Pos	Ht	Wt	Yr	Hometown
2	Chris Hill	G	5-10	160	Jr.	Chicago, Ill.
4	Mark Pancratz	G	6-3	185	Jr.	Schaumburg, Ill.
12	Allan Hanson	G	6-0	170	Fr.	Wauwatosa, Wis.
13	Joah Tucker	F	6-5	220	Jr.	Milwaukee, Wis.
14	Derrick Wimmer	G	6-4	175	So.	Milwaukee, Wis.
20	Myles McKay	G	6-3	180	Fr.	Menomonee Falls, Wis.
21	Jason McCoy	F	6-9	192	Jr.	Houston, Tex.
22	Ed McCants	G	6-3	195	Sr.	Marion, Ohio
23	James Wright	F	6-6	220	Sr.	Milwaukee, Wis.
24	Boo Davis	G	6-3	195	Jr.	Chicago, Ill.
32	Luke Homan	G	6-3	180	Fr.	Brookfield, Wis.
33	Nick Hansen	F	6-6	210	So.	Appleton, Wis.
40	Michael Bendall	F	6-7	210	Fr.	Oconomowoc, Wis.
42	Rob Sanders	F	6-6	185	Sr.	Toledo, Ohio
44	Adrian Tigert	F	6-7	235	Jr.	Oshkosh, Wis.
50	Derrick Ford	C	6-10	240	Jr.	Toledo, Ohio
54	Steve Hoelzel	C	6-9	225	So.	Kaukauna, Wis.



It was simply a magical postseason run, and ironically it nearly never happened. Fans will remember the 2004-05 Panthers making their run to the Sweet 16 of the NCAA Tournament, and many will also remember sitting in the U.S. Cellular Arena, with the clock running down, and the Panthers on the short end of the score.

UWM would rally against Detroit in that league title game. Joah Tucker hit two free throws with under a minute left to tie the game, and Adrian Tigert then hit a single free throw with 4.2 seconds remaining to grab the lead. After Detroit missed a shot as the buzzer sounded, the Panthers had survived and were on to the NCAA Tournament.

It was a fitting way to continue what had already been one of the best seasons in school history. That was UWM's 24th win - tying a school record at the time -

and the Panthers would wind up with 26. They claimed a win over Purdue - their first over a Big Ten foe since 1993. They won 11-straight games late in the year, and won 19 of their last 21 contests.

In league play, UWM lost only twice - an early-season home loss to Detroit and a road loss at in-state rival Green Bay. The Panthers won their final six regular season league contests by an average of 13.7 points. Ed McCants earned Horizon League Player of the Year honors and was joined by Joah Tucker on the all-league first team. Tucker was then named the league tournament MVP. But, after winning the league tournament, the Panthers eagerly awaited their destination and opponent for the NCAA Tournament. When the draw was announced on CBS, the Panthers were one of the first teams posted. It was off to Cleveland and a first-round date with Alabama.

UWM's game with Alabama was the first of the day in Cleveland, and it was clear from the start the Panthers weren't planning to be the first team eliminated from the tournament. They used a 23-6 run in the first half to build a 13-point halftime lead. Then, every time the Crimson Tide made a run in the second half, UWM responded. The Panthers wound up forcing 19 turnovers and, when Ed McCants scored on a breakaway dunk in the final minute, UWM knew it was advancing in the NCAA Tournament for the first time in school history.

Game two sent the Panthers against Big East champion Boston College, a team that had been ranked as high as second in the nation earlier in the season. BC threw the first punch, scoring the first 11 points of the game. But UWM recovered, building a four-point lead by halftime and then making key baskets throughout the second half. The Panthers' defense also came through, forcing 22 turnovers. And, UWM made its free throws when it counted, converting on 20-of-22 charity attempts.

The win made the Panthers the biggest story in the city of Milwaukee and, for that matter, across the college basketball world. Adding to the story was the fact that UWM's next opponent was Illinois, the top-ranked team in the country. And,



the game would be played just down the road from Milwaukee - in Illinois. Those factors, and a long-simmering rivalry between Illinois fans and UWM head coach Bruce Pearl, made the days leading up to the matchup a media circus.

Once gameday finally arrived, the Panthers held their own with a team that would wind up being the national runner-up. UWM was within three points late in the first half and still within nine points at the four-

Final ESPN/USA Today Top 25

1.	North Carolina (31)	33-4	775
2.	Illinois	37-2	744
3.	Louisville	33-5	704
4.	Michigan State	26-5	676
5.	Kentucky	28-6	637
6.	Arizona	30-7	612
7.	Duke	27-6	560
8.	Oklahoma State	26-7	515
9.	Washington	29-6	511
10.	Wisconsin	25-9	489
11.	Wake Forest	27-6	399
12.	West Virginia	24-11	364
13.	Villanova	24-8	355
14.	Utah	29-6	333
15.	Kansas	23-7	253
16.	Texas Tech	22-11	251
17.	Connecticut	23-8	249
18.	Gonzaga	26-5	239
19.	Boston College	25-5	234
20.	Oklahoma	25-8	218
21.	Syracuse	27-7	179
22.	North Carolina State	21-14	137
23.	Milwaukee	26-6	123
24.	Florida	24-8	118
25.	Cincinnati	25-8	96

Others Receiving Votes: Pacific 85, Ga. Tech 45, Alabama 45, Vermont 34, S. Carolina 12, Texas 11, Southern Illinois 10, Minnesota 10, Iowa 10, St. Joseph's 9, Bucknell 8, Nevada 7, UAB 5, Pitt 4, Iowa St. 4, New Mexico 3, Charlotte 2, Memphis 1

minute timeout in the second half. But, in the end, even a career-high 32 points from Joah Tucker wouldn't be enough to keep the Panthers' upset run alive.

NCAA Tournament First Round Cleveland, Ohio • March 17, 2005

UWM	FG-FGA	3F-3FA	FT-FTA	RB	PTS
Tucker	6-12	1-3	8-14	4	21
Tigert	4-4	2-2	0-0	7	10
Hill	3-7	3-4	0-1	0	9
McCants	8-15	5-9	0-1	1	21
Davis	2-5	1-3	5-6	1	10
Pancratz	0-0	0-0	0-0	0	0
Hanson	0-0	0-0	0-0	0	0
McCoy	1-4	0-0	4-4	5	6
Wright	0-1	0-0	2-2	3	2
Ford	2-2	0-0	0-0	0	4
Totals	26-50	12-21	19-28	22	83
Alabama	FG-FGA	3F-3FA	FT-FTA	RB	PTS
Davis	3-5	0-0	4-4	7	10
Winston	7-16	1-5	5-6	4	20
Davidson	4-4	0-0	0-2	10	8
Shelton	5-11	2-7	1-2	5	13
Steele	5-7	4-5	2-2	3	16
Brock	0-1	0-0	0-0	1	0
Felix	2-6	2-6	0-0	2	6
Jonus	0-0	0-0	0-0	0	0
Totals	26-50	9-23	12-16	34	73

	1	2	TOT
UWM	45	38	83
Alabama	32	41	73

NCAA Tournament Second Round Cleveland, Ohio • March 19, 2005

UWM	FG-FGA	3F-3FA	FT-FTA	RB	PTS
Tucker	7-18	3-4	6-7	4	23
Tigert	7-7	2-2	0-0	5	16
Hill	2-8	1-5	6-6	1	11
McCants	6-10	4-8	2-2	1	18
Davis	1-5	1-5	2-2	2	5
Pancratz	1-1	0-0	1-1	2	3
McCoy	0-0	0-0	0-0	2	0
Wright	1-3	0-0	3-4	5	5
Ford	1-3	0-0	0-0	3	2
Totals	26-55	11-24	20-22	26	83
BC	FG-FGA	3F-3FA	FT-FTA	RB	PTS
Smith	11-19	1-1	2-5	5	25
Dudley	2-6	0-2	18-21	8	22
Doornekamp	1-4	0-2	3-4	7	5
Hinnant	1-4	1-1	0-0	3	3
Marshall	4-10	1-3	2-4	5	11
Watson	0-1	0-1	0-0	1	0
Hailey	1-2	1-1	0-1	1	3
Williams	3-4	0-0	0-0	3	6
Totals	23-50	4-11	25-35	36	75

	1	2	TOT
UWM	41	42	83
BC	37	38	75

NCAA Tournament Regional Semifinal Rosemont, Ill. • March 24, 2005

UWM	FG-FGA	3F-3FA	FT-FTA	RB	PTS
Tucker	12-18	2-3	6-8	3	32
Tigert	1-6	0-3	0-0	7	2
Hill	0-3	0-3	2-3	4	2
McCants	4-17	4-14	1-2	4	13
Davis	3-9	1-5	2-2	5	9
Pancratz	0-0	0-0	0-0	3	0
McCoy	1-3	0-1	1-2	2	3
Wright	1-1	0-0	0-1	5	2
Totals	22-57	7-29	12-18	35	63
Illinois	FG-FGA	3F-3FA	FT-FTA	RB	PTS
Augustine	3-3	0-0	5-6	10	11
Powell	5-11	0-1	2-2	9	12
Head	5-15	2-5	0-1	1	12
Williams	8-12	2-5	3-4	3	21
Brown	7-12	5-8	2-2	2	21
McBride	0-1	0-1	0-0	0	0
Carter	0-1	0-0	0-0	1	0
Smith	0-0	0-0	0-0	0	0
Ingram	0-2	0-0	0-0	2	0
Totals	28-57	9-20	12-15	33	77

	1	2	TOT
UWM	32	31	63
Illinois	39	38	77

2003-04

20-11 Overall • National Invitation Tournament

Head Coach: Bruce Pearl



11/22	Montana	W	95-83
11/25	Concordia-St. Paul	W	90-62
11/29	Southern Illinois	L	77-81
12/3	at Prairie View A&M	W	87-70
12/7	at NC State	L	71-77
12/10	at Valparaiso	W	86-82
12/13	at Wisconsin	L	71-89
12/23	UIC*	W	78-62
12/29	at Santa Clara ^	L	64-66
12/30	vs. Idaho State ^	W	85-70
1/2	at Air Force	L	49-71
1/5	Detroit*	W	82-74
1/8	Butler*	W	71-59
1/10	at Loyola*	W	97-87
1/15	Youngstown State*	W	80-74
1/17	at Green Bay*	W	82-70
1/22	at Cleveland State*	W	78-64
1/24	at Detroit*	W	85-68
1/27	at Wright State*	W	68-54
1/31	Green Bay*	W	81-70
2/5	at UIC*	L	82-86
2/7	Wright State*	W	72-66
2/12	Loyola*	W	77-71
2/14	at Youngstown State*	L	85-84
2/17	at Butler*	L	75-58
2/21	Manhattan	L	76-83
2/28	Cleveland State*	W	88-63
3/6	vs. Detroit #	W	58-50
3/9	UIC &	L	62-65
3/17	Rice \$	W	91-63
3/20	@Boise State \$	L	70-73

* - Horizon League game

^ - Cable Car Classic (Santa Clara, Calif.)

- League Tourney (Indianapolis)

& - League Tourney (Milwaukee)

\$ - National Invitation Tournament

No	Name	Pos	Ht	Wt	Yr	Hometown
2	Chris Hill	G	5-10	160	So.	Chicago, Ill.
3	Joe Czechowicz	G	5-9	165	Fr.	Pewaukee, Wis.
4	Mark Pancratz	G	6-3	185	So.	Schaumburg, Ill.
5/20	Marcus Conigliaro	G	6-2	180	So.	Milwaukee, Wis.
10	Kalombo Kadima	G/F	6-2	210	Sr.	Milwaukee, Wis.
13	Joah Tucker	F	6-5	220	So.	Milwaukee, Wis.
15	Dylan Page	F	6-9	230	Sr.	Amherst, Wis.
21	Jason McCoy	F	6-9	192	Jr.	Houston, Tex.
22	Ed McCants	G	6-3	195	Jr.	Marion, Ohio
23	James Wright	F	6-6	220	Jr.	Milwaukee, Wis.
24	Boo Davis	G	6-3	195	Jr.	Chicago, Ill.
32	Adam Finley	F	6-7	230	So.	Genoa, Ill.
34/20	Jered Hokenson	G	6-1	180	Fr.	Watertown, Minn.
40	Nate Mielke	C	6-11	235	Sr.	Waterloo, Iowa
42	Rob Sanders	F	6-6	185	Jr.	Toledo, Ohio
43/14	Luke Homan	G	6-3	180	Fr.	Brookfield, Wis.
44	Adrian Tigert	F	6-7	235	So.	Oshkosh, Wis.
54/43	Nick Hansen	F	6-6	210	Fr.	Appleton, Wis.

NIT Opening Round

Milwaukee, Wis. • March 17, 2004

	FG-FGA	3F-3FA	FT-FTA	RB	PTS
Rice	3-7	0-0	5-6	9	11
Harris	0-0	0-0	0-0	1	0
Diene	0-0	0-0	0-0	1	0
Gillespie	6-13	1-6	2-3	0	15
Smith	1-1	0-0	4-4	2	6
McKrieth	0-4	0-1	8-10	2	8
Chancellor	0-0	0-0	0-0	0	0
Williams	0-0	0-0	1-2	1	1
Kollik	1-2	1-1	0-0	0	3
Harrison	3-5	1-3	5-6	1	12
Okrzesik	0-1	0-0	1-2	2	1
Almond	1-3	0-1	0-0	0	2
Moore	0-3	0-0	2-6	2	2
Killings	0-2	0-0	2-2	2	2
Totals	15-41	3-12	30-41	24	63
UWM	FG-FGA	3F-3FA	FT-FTA	RB	PTS
Tucker	5-11	0-1	4-4	4	14
Page	8-13	1-3	5-6	9	22
Tigert	1-2	0-0	3-4	3	5
Kadima	2-5	0-0	1-2	3	5
McCants	8-12	4-7	1-2	2	21
Hill	2-4	2-4	2-4	1	8
Czechowicz	0-1	0-1	0-0	1	0
Pancratz	2-2	0-0	0-1	1	4
Conigliaro	0-1	0-1	0-0	0	0
Hokenson	0-0	0-0	0-0	0	0
Wright	0-0	0-0	1-2	2	1
Finley	0-1	0-1	0-0	2	0
Mielke	2-3	0-0	0-0	4	4
Sanders	3-3	1-1	0-0	2	7
Totals	33-58	8-19	17-25	38	91
Rice	1	2	TOT		
UWM	29	34	63		
	36	55	91		

NIT First Round

Nampa, Idaho • March 20, 2004

	FG-FGA	3F-3FA	FT-FTA	RB	PTS
UWM	2-10	0-0	1-2	3	5
Tucker	2-10	0-0	1-2	3	5
Page	9-17	2-6	3-4	5	23
Tigert	3-8	1-2	0-2	16	7
Kadima	2-6	0-2	1-1	1	5
McCants	5-14	4-11	0-0	6	14
Hill	2-8	0-4	2-2	4	6
Pancratz	2-2	0-0	0-0	2	4
Wright	0-0	0-0	0-0	0	0
Mielke	2-5	0-0	2-2	4	6
Sanders	0-0	0-0	0-0	0	0
Totals	27-70	7-25	9-13	42	70
Boise St.	FG-FGA	3F-3FA	FT-FTA	RB	PTS
Haynes	5-14	0-1	10-10	12	20
Ellis	6-9	0-0	1-4	12	13
Defares	5-8	1-2	1-2	3	12
Skiffer	0-0	0-0	0-0	5	0
Karl	2-7	1-6	3-4	1	8
Lane	3-5	1-2	0-0	0	7
Nabors	1-4	0-1	0-0	0	2
Blackburn	1-8	0-0	0-0	0	2
Harris	3-5	3-5	0-0	0	9
Totals	26-60	6-17	15-20	38	73
UWM	1	2	TOT		
Boise St.	32	38	70		
	44	29	73		

The National Invitation Tournament wasn't the preferred postseason destination for the Panthers, but UWM made the most of the chance while they could. The NIT berth came about after the Panthers dropped a heartbreaking, 65-62, contest to UIC in the championship game of the Horizon League Tournament at the U.S. Cellular Arena.

Milwaukee got the chance to put on a better show in its hometown when it drew a home game with Rice to open the NIT. After falling down early, it was all Panthers in the contest, as UWM rolled to a 91-63 win over the Owls.

That win set a date with another Western Athletic Conference foe, Boise State, in Nampa, Idaho. In that contest, the Panthers trailed by as many as 16 points in the second half before pulling within one with 29 seconds left. But, two BSU free throws pushed the edge back to three and UWM could not score on its final possession.

2002-03

24-8 Overall • NCAA Tournament First Round

Head Coach: Bruce Pearl



No	Name	Pos	Ht	Wt	Yr	Hometown
1	Derek Huff	F	6-8	245	Sr.	Louisville, Ky.
2	Chris Hill	G	5-10	160	So.	Chicago, Ill.
3	Gordy Zastrow	G	6-4	175	Fr.	Manitowoc, Wis.
4	Kalombo Kadima	G/F	6-2	185	Sr.	Milwaukee, Wis.
5	Ronnie Jones	G	5-9	165	Sr.	Las Vegas, Nev.
10	Mark Pancratz	G	6-3	185	Fr.	Schaumburg, Ill.
13	Joah Tucker	F	6-5	220	So.	Milwaukee, Wis.
14	Dan Weisse	G	5-11	175	Sr.	Oshkosh, Wis.
15	Dylan Page	F	6-8	225	Jr.	Amherst, Wis.
20	Marcus Conigliaro	G	6-2	195	Fr.	Milwaukee, Wis.
22	Jose Winston	G	5-11	180	Sr.	Milwaukee, Wis.
23	Adam Finley	F	6-7	230	Fr.	Genoa, Ill.
24	Jason Frederick	G	6-4	185	Sr.	Waukesha, Wis.
30	Clay Tucker	F	6-3	195	Sr.	Lima, Ohio
33	Justin Lettenberger	F	6-5	190	Sr.	Manitowoc, Wis.
40	Nate Mielke	C	6-11	220	Jr.	Waterloo, Iowa
42	Rob Sanders	F	6-6	185	So.	Toledo, Ohio
44	Adrian Tigert	F	6-6	230	So.	Oshkosh, Wis.
54	Fernando Johnson	F	6-9	230	Fr.	Milwaukee, Wis.
55	Ben Brey	F	6-5	200	Jr.	Madison, Wis.

NCAA Division I First Round Indianapolis, Ind. • March 17, 2003

UWM	FG-FGA	3F-3FA	FT-FTA	RB	PTS
Page	4-14	1-1	6-8	4	15
Tucker	7-17	2-9	2-4	7	18
Mielke	1-2	0-0	1-2	4	3
Jones	6-16	2-6	4-4	5	18
Frederick	3-9	2-6	2-2	4	10
Huff	0-0	0-0	0-0	0	0
Weisse	0-0	0-0	0-0	0	0
Winston	0-2	0-0	0-0	5	0
Lettenberger	2-5	1-1	0-0	4	5
Sanders	0-1	0-0	0-0	2	0
Totals	23-66	8-23	15-20	37	69
ND	FG-FGA	3F-3FA	FT-FTA	RB	PTS
Miller	5-12	1-3	1-1	6	12
Francis	7-11	0-0	9-10	14	23
Timmermans	0-0	0-0	0-0	0	0
Thomas	9-21	1-4	8-10	8	27
Carroll	1-4	0-2	0-0	1	2
Quinn	0-1	0-1	0-0	3	0
Cornette	1-3	1-2	1-2	8	4
Jones	0-2	0-1	2-2	2	2
Totals	23-54	3-13	21-25	44	70
	1	2	TOT		
UWM	29	40	69		
Notre Dame	29	41	70		

Picked in most places to win their first-ever NCAA Division I league title and earn a berth to the NCAA Tournament, the Panthers lived up to those lofty expectations. In fact, UWM's first-ever appearance in the NCAA Division I Tournament exceeded expectations.

The path to the league title was a roller-coaster of emotions. On the final day of the regular season, Butler beat UWM, 76-74, on a three-point shot at the buzzer to snatch away the Panthers' hopes of a regular-season crown. But, 10 days later in front of more than 10,000 fans in Milwaukee, UWM earned revenge and the league tournament title with an impressive 69-52 win over those same Bulldogs.

So it was on to Indianapolis and the NCAA Tournament. The Panthers drew Notre Dame, ensuring the game would be one of the most-watched in the first round.

11/23	at Wisconsin	L	72-83
11/26	Miss. Valley St.	W	77-75
11/28	vs. SEMO \$	L	75-89
11/30	vs. Indiana State \$	W	71-59
12/1	vs. Maine \$	W	79-63
12/6	vs. Florida Int'l ^	W	61-48
12/7	at SW Missouri State ^	W	86-77
12/11	Valparaiso	W	75-61
12/14	at Miss. Valley State	W	83-75
12/17	Parkside	W	84-70
12/21	Loyola*	W	100-80
12/28	at Georgia	L	89-69
1/2	at Detroit*	W	73-72
1/4	at Cleveland State*	W	70-58
1/9	at UIC*	L	92-102
1/11	Youngstown State*	W	74-56
1/14	at Chicago State	W	81-73
1/18	at Green Bay*	L	68-79
1/23	Butler*	W	69-65
1/25	Wright State*	W	74-59
2/1	at Loyola*	W	92-91
2/6	Detroit*	W	61-50
2/8	Cleveland State*	W	86-69
2/10	Green Bay*	W	78-54
2/13	UIC*	W	81-78
2/15	at Youngstown State*	W	86-61
2/22	at Southern Illinois	L	64-66
2/27	at Wright State*	W	98-65
3/1	at Butler*	L	74-76
3/8	UIC #	W	75-73
3/11	Butler #	W	69-52
3/20	vs. Notre Dame &	L	69-70

* - Horizon League game

\$ - University Hoops Classic (N.Orleans)

^ - Pizza Hut Classic (Springfield, Mo.)

- Horizon League Tourney (Milwaukee)

& - NCAA First Round (Indianapolis)

And, the game would be played in the RCA Dome, meaning it would be played in front of the largest crowd to ever see a UWM basketball game (21,250). Finally, there was the game itself, tight throughout and decided in the closing seconds.

UWM started the game slowly and actually trailed by seven late in the first half and, after rallying to tie the game at halftime, fell back down eight in the second half. But the Panthers scored the next 10 points to take the lead and, after back-to-back threes by Justin Lettenberger and Jason Frederick, UWM led 69-68 with 2:28 remaining.

The Irish took the lead back on a tip-in with 32.9 seconds remaining, leading the Panthers to hold for a final shot. That last chance saw Clay Tucker find Dylan Page clear inside, but Page's short shot rolled off the rim as time expired, leaving the Panthers on the short end of a 70-69 final.

1988-89

24-7 Overall • NCAA Division II Elite Eight

Head Coach: Steve Antrim



11/19	Viterbo	W	66-54
11/22	Illinois Tech	W	84-73
11/30	Lake Superior State	W	84-70
12/2	North Central	W	105-95
12/6	at Mankato State	L	74-93
12/8	NE Illinois	W	105-77
12/10	Wayne State	W	83-71
12/14	at St. Cloud State	L OT	109-115
12/29	Grand Valley State &	L	70-80
12/30	West Georgia &	W	79-72
1/2	at Lake Superior St.	W	92-78
1/4	at Northern Michigan	L	68-70
1/7	at SIUE	L	74-84
1/16	at Indianapolis	W	93-92
1/21	SIUE	W	101-89
1/24	Lakeland	W	125-79
1/26	Parkside	W	79-69
1/28	IUPUI	W	99-88
1/30	Northern Michigan	W	86-79
2/3	at St. Norbert	W	85-83
2/6	at UMKC	W	72-67
2/11	at Parkside	W OT2	86-79
2/14	Carroll College	W	104-85
2/18	Quincy	W	111-62
2/20	Winona State	W	112-84
2/25	Eau Claire	W	82-81
2/28	at Wayne State	W	91-86
3/4	at Wright State	L	96-105
3/17	Augustana (SD) \$	W	99-95
3/18	N. Colorado \$	W OT	89-88
3/23	SE Missouri State %	L	84-93

& - Rydell Classic Tournament

\$ - NCAA D II Regional (Greeley, Colo.)

% - NCAA Elite Eight (Springfield, Mass.)

No	Name	Pos	Ht	Wt	Yr	Hometown
3	Maurice Poole	G	6-2	175	Jr.	Jackson, Mich.
5	Billy Ross	F	6-5	225	Jr.	Milwaukee, Wis.
10	Bob Anthony	G	6-2	195	So.	Chicago, Ill.
15	Maurice Turner	F	6-2	183	Sr.	Milwaukee, Wis.
22	Rich Stejskal	F	6-3	190	So.	Morton Grove, Ill.
24	Darryl Arnold	G/F	6-3	215	So.	Chicago, Ill.
30	Andy Ronan	F	6-5	195	Jr.	U.S. Virgin Islands
32	Clarence Wright	G	6-4	200	Sr.	Waterloo, Iowa
33	Scott Johnson	F	6-4	190	Jr.	Madison, Wis.
34	Odell Chamberlain	F	6-2	210	Sr.	Anderson, Ind.
42	Lane Evans	F/C	6-7	190	Fr.	Dayton, Ohio
44	Robert Kukla	F	6-7	215	Sr.	Janesville, Wis.
45	Doug Peller	G	6-0	167	Sr.	Waukesha, Wis.
54	Byron Jackson	C	6-8	215	Fr.	Mequon, Wis.

NCAA Division II North Central Reg. Greeley, Colo.

Semifinals • March 17, 1989

Augustana	FG-FGA	3F-3FA	FT-FTA	RB	PTS
Jordre	7-11	4-8	1-1	1	19
Steger	2-6	0-0	5-6	3	9
Szabo	7-11	1-1	5-9	10	20
Leslie	8-16	5-12	0-1	5	21
Freidel	4-6	0-0	3-4	0	11
Garrow	2-5	1-2	0-0	0	5
Schlotthauer	0-0	0-0	0-0	0	0
Kyle	3-3	0-0	0-0	2	6
Veldman	2-3	0-0	0-0	3	4
TEAM				8	
Totals	35-61	11-23	14-21	32	95
UWM	FG-FGA	3F-3FA	FT-FTA	RB	PTS
Ross	3-5	0-0	0-0	4	6
Ronan	9-14	0-0	9-11	12	27
Kukla	10-18	2-5	0-0	4	22
Poole	4-9	0-1	0-0	4	8
Wright	6-13	2-5	7-8	2	21
Anthony	1-1	0-0	0-0	2	2
Turner	0-0	0-0	0-0	4	0
Arnold	5-8	0-0	3-3	2	13
Johnson	0-1	0-1	0-0	0	0
TEAM				3	
Totals	38-69	4-12	19-22	37	99
	1	2	TOT		
Augustana	49	46	95		
UWM	53	46	99		

NCAA Division II North Central Reg. Greeley, Colo.

Championship • March 18, 1989

UWM	FG-FGA	3F-3FA	FT-FTA	RB	PTS
Ross	8-15	0-0	7-9	6	23
Ronan	8-16	0-0	2-2	12	18
Kukla	6-12	5-9	0-0	2	17
Poole	5-9	2-3	0-0	1	12
Wright	4-18	2-13	3-4	7	13
Anthony	0-0	0-0	2-2	1	2
Turner	1-1	0-0	0-0	2	2
Arnold	1-6	0-0	0-0	2	2
Johnson	0-1	0-1	0-0	1	0
TEAM				4	
Totals	33-78	9-26	14-17	38	89
UNC	FG-FGA	3F-3FA	FT-FTA	RB	PTS
Moser	5-10	1-3	4-5	9	15
Kaczmarek	7-10	0-0	2-5	6	16
Higgins	13-17	0-0	3-6	13	29
Watson	4-9	0-0	2-2	1	10
Olander	3-4	2-2	0-2	2	8
Nehme	3-3	0-0	2-2	1	8
Gooden	1-3	0-0	0-2	3	2
Evison	0-0	0-0	0-0	0	0
TEAM				6	
Totals	36-56	3-5	13-24	41	88
	1	2	OT	TOT	
UWM	45	34	10	89	
UNC	42	37	9	88	

NCAA Division II Elite Eight Springfield, Mass.

Quarterfinal • March 23, 1989

UWM	FG-FGA	3F-3FA	FT-FTA	PTS
Ross	4-8	0-1	3-3	11
Ronan	9-14	0-0	2-5	20
Kukla	4-13	3-8	0-0	11
Poole	3-8	0-0	0-0	6
Wright	9-16	4-9	0-0	2
Anthony	0-5	0-0	1-3	1
Turner	0-0	0-0	0-0	0
Arnold	4-10	0-0	5-6	13
Johnson	0-0	0-0	0-0	0
Totals	33-74	7-18	11-17	84
SEMO	FG-FGA	3F-3FA	FT-FTA	PTS
Pugh	5-13	5-8	0-1	15
Wilson	4-9	0-0	6-6	14
Henry	6-12	0-0	3-6	15
Taylor	6-18	2-5	5-6	19
Rutherford	1-7	0-3	10-10	12
Lewis	3-9	3-5	0-0	9
Harris	1-2	0-0	0-0	2
Shepard	3-4	0-0	1-3	7
Simpson	0-0	0-0	0-0	0
Totals	29-74	10-21	25-32	93
	1	2	TOT	
UWM	49	35	84	
SEMO	48	45	93	

1981-82

20-6 Overall • NCAA Division III Midwest Regional

Head Coach: Bob Voight



No	Name	Pos	Ht	Wt	Yr	Hometown
10	Kerry Glover	G	5-11	155	Sr.	Racine, Wis.
11	Jim Needles	G	6-0	155	Fr.	Milwaukee, Wis.
14	Jim Gruszka	F	6-5	180	So.	Milwaukee, Wis.
22	Steve Pitrof	F	6-3	170	So.	Milwaukee, Wis.
30	Kevin Jones	G	6-5	200	Jr.	Chicago, Ill.
35	Tom Hecker	G	6-0	160	Fr.	Cudahy, Wis.
40	Marc Lawrence	F	6-6	195	So.	Harvard, Ill.
42	Keith Rosser	C	6-7	225	Sr.	Chicago, Ill.
50	Rich Czarnecki	F	6-6	190	So.	Kenosha, Wis.
52	Gary Butrym	F	6-6	210	Fr.	Milwaukee, Wis.
54	Miles Aquino	C	6-7	215	Fr.	Milwaukee, Wis.
55	Jim Barnett	F	6-5	190	Fr.	Milwaukee, Wis.

Milwaukee made its first-ever appearance in the NCAA Division III basketball Tournament with a roster that included 10 new players at the start of the season. The Panthers, who received an at-large bid into the tournament, wound up falling to Augustana (Ill.) in the first round before bouncing back to beat Beloit College in the consolation game. They finished the season ranked 14th in NCAA Division III.

The star of the 1981-82 squad was Kevin Jones, a transfer from Laramie County Community College in Wyoming. Jones, who averaged 23.5 ppg in two postseason contests, finished the season averaging 25.4 ppg. He was one of three UWM players in double figures for the season, with Keith Rosser adding 18.4 ppg and Kerry Glover pitching in with 14.6 ppg.

The Panthers won their first seven games of the season before losing for the first time Dec. 28. UWM then rattled off five more wins and rose as high as ninth in the NCAA Division III rankings. After a brief slump, the Panthers claimed two key victories late in the regular season to secure a postseason berth.

NCAA Division III Midwest Regional Rock Island, Ill.

First Round • March 5, 1982

UWM	FG-FGA	FT-FTA	RB	PTS
Czarnecki	1-3	1-2	5	3
Pitrof	2-4	1-2	6	5
Rosser	7-13	2-5	7	16
Jones	7-21	6-7	5	20
Glover	4-10	5-5	4	13
Gruszka	2-4	2-3	3	6
Hecker	0-0	0-0	1	0
TEAM			3	
TOTAL	23-55	17-24	34	63
Augustana	FG-FGA	FT-FTA	RB	PTS
Wenzel	3-9	2-3	9	8
Anderson	5-11	3-4	8	13
Price	8-12	3-4	10	19
Artis	5-11	5-8	3	15
Schneider	2-4	5-8	2	9
Vincent	0-1	0-1	0	0
Finch	0-1	3-4	1	3
Brittnum	1-4	1-2	4	3
TEAM			3	
TOTAL	24-53	22-34	37	70
	1	2	TOT	
UWM	30	33	63	
Augustana	31	39	70	

NCAA Division III Midwest Regional Rock Island, Ill.

Consolation Round • March 6, 1982

UWM	FG-FGA	FT-FTA	RB	PTS
Czarnecki	2-5	2-3	11	6
Gruszka	4-6	4-5	8	12
Rosser	5-10	2-4	6	12
Jones	10-21	7-9	3	27
Glover	6-9	6-7	1	18
Needles	0-0	0-0	1	0
Pitrof	0-3	0-0	2	0
Hecker	0-1	0-0	0	0
Lawrence	0-0	0-0	1	0
Butrym	0-0	0-0	0	0
Aquino	0-0	0-0	0	0
Barnett	0-0	0-0	1	0
TOTAL	27-55	21-28	37	75
Beloit	FG-FGA	FT-FTA	RB	PTS
Erickson	2-4	0-1	1	4
Levzow	10-13	2-2	4	22
Waterlander	1-3	2-2	4	4
Corcoran	1-2	2-2	1	4
Lindroth	13-24	0-0	4	26
Smothers	4-7	0-0	0	8
Talaska	1-2	3-4	3	5
Suffern	0-1	0-0	3	0
TOTAL	32-56	9-11	21	73
	1	2	TOT	
UWM	35	40	75	
Beloit	39	34	73	

1940-41

16-0 Overall • Only Undefeated Team

Head Coach: Guy Penwell



The 1940-41 squad is still the only undefeated team in the more than 110-year history of basketball at the school now known as the University of Wisconsin-Milwaukee. At that time, the school was known as the Milwaukee State Teachers College and the athletic teams were known as the Green Gulls.

The team won the Wisconsin State Teachers College Conference and hung on to its undefeated season with a thrilling 40-39 home victory over UW-Oshkosh in the final game of the regular season. While box scores, stats and other information from the era is sparse, Ken Buehler was the team's leading scorer.

12/3	at Carroll	W	28-21
12/6	Chicago Teachers	W	37-25
12/13	River Falls	W	54-31
12/21	Wayne Teachers	W	58-38
1/7	Carroll	W	49-42
1/10	at Stevens Point*	W	51-48
1/14	St. Norbert	W	45-36
1/17	at Platteville*	W	91-51
1/21	Oshkosh*	W	62-42
1/25	at George Williams	W	52-45
1/31	at Whitewater*	W	58-48
2/7	Stevens Point*	W	61-42
2/11	at St. Norbert	W	51-36
2/18	Whitewater*	W	63-38
2/21	Platteville*	W	87-50
2/28	Oshkosh*	W	40-39

* - WSTCC Game

1959-60

18-4 Overall • NCAA Small College Regional

Head Coach: Russ Rebholz

UWM's first-ever postseason tournament appearance came in the 1959-60 season, when the Panthers went to the NCAA Small College Regional.

During the 20-game regular season, UWM had just three blemishes on its record. After opening the season with six-straight wins by an average of more than 25 points per game, the Panthers fell to crosstown rival Marquette. But they quickly got back on track, beating Ball State to start a seven-game winning streak.

The seven-game burst included four key road wins in the Wisconsin State Collegiate Conference, plus a home win over UW-Platteville that would go a long way toward helping the Panthers claim the conference title.

After a loss to UW-Whitewater, UWM won

its next three contests before a one-point loss at Platteville. But, just two days later, the Panthers beat UW-Stevens Point, 73-70, to secure the regional berth.

In regional play, UWM fell to Lincoln (Ill.), 100-92, in the first contest. But, in those days, a consolation round was played. UWM bounced back in that round, claiming a 109-82 win over Augustana to earn the school's first-ever postseason win at any level.

Jerry Grochowski, a UWM Athletic Hall of Famer and one of the top scorers in school history, was the star of the squad. He averaged 22.3 points and 12.2 rebounds per game, finishing second on the Wisconsin State University Conference in scoring. Dave Vincent also contributed 14.7 points and 5.0 rebounds per contest, one of five players with at least 100 rebounds.

12/1	at Milton	W	81-67
12/5	Eastern Illinois	W	101-77
12/11	St. Norbert	W	101-61
12/12	Northern Michigan	W	101-71
12/17	Whitewater*	W	90-74
12/19	Central Michigan	W	95-68
12/26	at Marquette	L	70-84
1/2	Ball State	W	91-72
1/6	at Loras	W	89-75
1/8	at Eau Claire*	W	81-59
1/9	at Stout*	W	80-59
1/16	at Oshkosh*	W	85-83
1/23	Platteville*	W	71-65
1/29	at Stevens Point*	W	75-61
2/6	at Whitewater*	L	55-70
2/12	La Crosse*	W	83-66
2/13	Superior*	W	86-83
2/20	Oshkosh*	W	87-80
2/27	at Platteville*	L	79-80
2/29	Stevens Point*	W	73-71
3/4	Lincoln &	L	92-100
3/5	Augustana &	W	109-82

* - WSCC Game

& - NCAA Small College Reg., Wheaton

NCAA Tournament Records

Milwaukee NCAA Tournament Game Records - Individual

Points Scored

32	Joah Tucker vs. Illinois	2005
27	Adrian Tigert vs. Florida	2006
26	Boo Davis vs. Oklahoma	2006
24	Joah Tucker vs. Oklahoma	2006
23	Joah Tucker vs. Boston College	2005

Field Goals Made

12	Joah Tucker vs. Illinois	2005
11	Adrian Tigert vs. Florida	2006
8	Ed McCants vs. Alabama	2005
7	Five times	

Field Goals Attempted

18	Joah Tucker vs. Illinois	2005
18	Joah Tucker vs. Boston College	2006
17	Ed McCants vs. Illinois	2005
17	Clay Tucker vs. Notre Dame	2003
16	Ronnie Jones vs. Notre Dame	2003

Field Goal Percentage (min. 10 att.)

.846 (11-13)	Tigert vs. Florida	2006
.667 (12-18)	Tucker vs. Illinois	2005
.600 (6-10)	McCants vs. Boston College	2005
.538 (7-13)	Tigert vs. Oklahoma	2006
.533 (8-15)	McCants vs. Alabama	2005

Three-Point Field Goals Made

5	Ed McCants vs. Alabama	2005
4	Austin Arians vs. Villanova	2014
4	Boo Davis vs. Oklahoma	2006
4	Ed McCants vs. Illinois	2005
4	Ed McCants vs. Boston College	2005

Three-Point Field Goals Attempted

14	Ed McCants vs. Illinois	2005
10	Austin Arians vs. Villanova	2014
10	Boo Davis vs. Oklahoma	2006
9	Ed McCants vs. Alabama	2005
9	Clay Tucker vs. Notre Dame	2003

Three-Point Field Goal Percentage

.556 (5-9)	McCants vs. Alabama	2005
.500 (4-8)	McCants vs. Boston College	2005
.400 (4-10)	Austin Arians vs. Villanova	2014
.400 (4-10)	Davis vs. Oklahoma	2006

Free Throws Made

13	Joah Tucker vs. Oklahoma	2006
8	Boo Davis vs. Oklahoma	2006
8	Joah Tucker vs. Alabama	2005
6	Four times	

Free Throws Attempted

16	Joah Tucker vs. Oklahoma	2006
14	Joah Tucker vs. Alabama	2005
10	Boo Davis vs. Oklahoma	2006
8	Joah Tucker vs. Illinois	2005
8	Dylan Page vs. Notre Dame	2005

Free Throw Percentage

1.000 (4-4)	Jordan Aaron vs. Villanova	2014
.813 (13-16)	Joah Tucker vs. Oklahoma	2006
.800 (8-10)	Boo Davis vs. Oklahoma	2006
.750 (6-8)	Joah Tucker vs. Illinois	2005
.750 (6-8)	Dylan Page vs. Notre Dame	2003

Rebounds

9	Boo Davis vs. Florida	2006
8	Adrian Tigert vs. Florida	2006
7	Three times	

Assists

6	Joah Tucker vs. Boston College	2005
6	Chris Hill vs. Boston College	2005
5	Jordan Aaron vs. Villanova	2014
5	Steve McWhorter vs. Villanova	2014
5	Clay Tucker vs. Notre Dame	2003

Steals

3	Five times	
---	------------	--

Blocked Shots

2	J.J. Panoske vs. Villanova	2014
2	Boo Davis vs. Illinois	2006
2	Derrick Ford vs. Boston College	2006
2	Nate Mielke vs. Notre Dame	2003

Turnovers

6	Chris Hill vs. Illinois	2005
4	Matt Tiby vs. Villanova	2014
4	Joah Tucker vs. Oklahoma	2006

Minutes

39	Joah Tucker vs. Oklahoma	2006
37	Boo Davis vs. Oklahoma	2006
36	Six times; most recently Steve McWhorter vs. Villanova	2014

Milwaukee NCAA Tournament Game Records - Team

Points

83	vs. Alabama	2005
83	vs. Boston College	2005

Points (One half)

49	vs. Oklahoma	2006
45	vs. Alabama	2005

Field Goals Made

26	vs. Alabama	2005
26	vs. Boston College	2005

Field Goals Attempted

66	vs. Notre Dame	2003
63	vs. Villanova	2014

Field Goal Percentage

.520 (26-50)	vs. Alabama	2005
.473 (26-55)	vs. Boston College	2005

Three-Point Field Goals Made

12	vs. Alabama	2005
11	vs. Boston College	2005

Three-Point Field Goals Attempted

29	vs. Illinois	2005
24	vs. Villanova	2014
24	vs. Boston College	2005

Three-Point Field Goal Percentage

.571 (12-21)	vs. Alabama	2005
.458 (11-24)	vs. Boston College	2005

Free Throws Made

26	vs. Oklahoma	2006
20	vs. Boston College	2005

Free Throws Attempted

32	vs. Oklahoma	2006
28	vs. Alabama	2005

Free Throw Percentage

.909 (20-22)	vs. Boston College	2005
.813 (26-32)	vs. Oklahoma	2006

Rebounds

37	vs. Villanova	2014
37	vs. Notre Dame	2003

Rebound Margin

+2	vs. Illinois	2005
-3	vs. Oklahoma	2006

Assists

20	vs. Alabama	2005
17	vs. Boston College	2005

Steals

11	vs. Notre Dame	2003
11	vs. Boston College	2005

Blocked Shots

5	vs. Boston College	2005
3	Three times	

Turnovers

16	vs. Boston College	2005
12	Four times	

Fouls

26	vs. Boston College	2005
25	vs. Notre Dame	2003

Horizon League Championship Teams

2014 Horizon League Championship
March 11, 2014 • Nutter Center
Milwaukee 69, Wright State 63



An improbable turnaround was stunningly complete. After finishing last a season ago and being picked to finish the same way this season, the University of Wisconsin-Milwaukee men's basketball team is back in the NCAA Tournament.

Kyle Kelm dominated the game on the inside and the Panthers (21-13) never trailed in claiming a 69-63 win over Wright State to win the Horizon League Tournament title.

Kelm scored 20 points and just missed a double-double with nine rebounds. He was a huge part of Milwaukee's early run, with the Panthers jumping out to a 24-9 advantage.

Tournament most valuable player Jordan Aaron then took control in the second half. His three-pointer with 8:02 remaining pushed the Panthers' lead to 65-52 and he then hit two free throws with 31.5 seconds remaining to seal the win. Aaron wound up with 18 points while Austin Arians added 12. Plus, Malcolm Moore had a strong, seven-point eight-rebound effort off the bench while Matt Tiby nailed a huge second-half three-pointer and grabbed the game-clinching rebound.

Milwaukee	FG-A	3P-A	FT-A	REB	PF	TP	A	TO	B	S	M
Kelm	6-13	0-1	8-9	9	1	20	2	2	0	0	37
Aaron	5-13	4-9	4-4	2	3	18	0	2	0	0	38
Arians	5-8	2-3	0-0	1	2	12	1	1	0	0	31
Tiby	2-7	1-1	0-1	6	3	5	1	3	0	0	25
McWhorter	1-9	0-1	2-2	4	3	4	7	0	1	0	36
Moore	2-5	1-1	2-2	8	3	7	1	1	0	0	15
Wichmann	1-1	1-1	0-0	0	0	3	0	0	0	0	8
Lyle	0-1	0-1	0-0	1	3	0	0	1	0	1	7
Panoske	0-0	0-0	0-0	1	1	0	0	0	0	0	2
Roelke	0-0	0-0	0-0	0	0	0	0	0	0	0	1
TEAM				3							
TOTALS	22-57	9-18	16-18	35	19	69	12	10	1	1	200
FG%	1st: 13-29 .448		2nd: 9-28 .321			Game: 22-57 .386					
3PT%	1st: 5-10 .500		2nd: 4-8 .500			Game: 9-18 .500					
FT%	1st: 12-13 .923		2nd: 4-5 .800			Game: 16-18 .889					

Wright State	FG-A	3P-A	FT-A	REB	PF	TP	A	TO	B	S	M
Pacher	6-9	0-1	4-6	4	4	16	2	5	0	0	29
Vest	4-6	1-2	2-2	2	0	11	4	1	0	0	34
Young	3-8	1-4	0-0	7	1	7	2	1	3	1	25
Dixon	1-5	0-2	2-2	2	2	4	3	0	0	0	25
Darling	2-4	0-1	0-0	0	3	4	1	1	1	0	17
Arceneaux	4-6	1-2	0-0	1	1	9	0	2	0	1	19
Hopkins	0-2	0-0	6-7	5	0	6	1	1	0	0	22
Yoho	2-6	2-5	0-0	2	3	6	2	0	0	0	18
Sledge	0-1	0-0	0-0	3	3	0	0	1	2	0	11
TEAM				2							
TOTALS	22-47	5-17	14-17	28	17	63	15	12	6	2	200
FG%	1st: 11-23 .478		2nd: 11-24 .458			Game: 22-47 .468					
3PT%	1st: 3-8 .375		2nd: 2-9 .222			Game: 5-17 .294					
FT%	1st: 8-11 .727		2nd: 6-6 1.000			Game: 14-17 .824					

Score By Half	1st	2nd	Game
Milwaukee	43	26	69
Wright State	33	30	63

A-7,784

2006 Horizon League Championship
March 7, 2006 • U.S. Cellular Arena
Milwaukee 87, Butler 71



Boo Davis scored 18 points to lead a balanced University of Wisconsin-Milwaukee attack as the Panthers won the Horizon League Tournament and an automatic bid to NCAA Tournament with an 87-71 win over Butler at the U.S. Cellular Arena.

Milwaukee (21-8), which advanced to the Sweet 16 in 2005, will be making its third NCAA Tournament appearance in the last four years.

Joah Tucker added 15 points while tournament most valuable player Adrian Tigert contributed 14 points and nine rebounds as the Panthers took full advantage of their huge edge inside. Milwaukee outrebounded Butler, 40-24, and outscored the Bulldogs 56-24 in the paint.

The Panthers needed a number of contributors to step up after Tucker went to the bench with his fourth foul only 39 seconds into the second half. But Milwaukee continued to rely on its inside game and got key contributions from reserves Derrick Ford (seven points) and Mark Pancratz (six points).

Butler	FG-A	3P-A	FT-A	REB	PF	TP	A	TO	B	S	M
Polk	11-16	0-0	5-11	5	4	27	0	3	1	0	34
Crone	4-6	4-6	2-2	6	3	14	2	4	2	1	31
Horan	1-6	1-6	0-0	2	1	3	2	0	0	1	37
Graves	1-8	1-2	0-0	0	3	3	3	0	0	0	30
Sheets	6-15	5-11	3-3	4	4	20	5	3	0	0	40
Betko	0-2	0-2	0-0	0	1	0	2	0	0	0	12
Ligon	1-1	0-0	2-3	4	3	4	1	0	1	0	12
Streicher	0-0	0-0	0-0	0	0	0	0	0	1	0	4
TEAM				3							
TOTALS	24-54	11-27	12-19	24	19	71	15	10	5	2	200
FG%	1st: 10-22 .455		2nd: 14-32 .438			Game: 24-54 .444					
3PT%	1st: 3-11 .273		2nd: 8-16 .500			Game: 11-27 .407					
FT%	1st: 9-13 .692		2nd: 3-6 .500			Game: 12-19 .632					

Milwaukee	FG-A	3P-A	FT-A	REB	PF	TP	A	TO	B	S	M
Tucker	5-11	1-3	4-4	4	4	15	1	3	0	0	25
McCoy	3-4	0-0	2-2	5	2	8	7	0	1	0	22
Tigert	6-15	0-1	2-2	9	3	14	5	1	0	2	35
Hill	3-6	0-2	4-5	4	2	10	1	2	0	1	34
Davis	6-14	2-7	4-4	9	2	18	4	2	0	0	37
Smith	2-5	0-1	0-0	1	1	4	0	1	0	0	19
Pancratz	3-3	0-0	0-1	1	1	6	0	0	0	0	10
Hanson	0-0	0-0	2-2	1	0	2	1	0	0	0	9
Hansen	1-1	1-1	0-0	0	0	3	0	0	0	0	1
Ford	3-3	0-0	1-1	2	2	7	0	0	2	0	8
TEAM				4							
TOTALS	32-62	4-15	19-21	40	17	87	19	9	3	3	200
FG%	1st: 15-31 .484		2nd: 17-31 .548			Game: 32-62 .516					
3PT%	1st: 1-8 .125		2nd: 3-7 .429			Game: 4-15 .267					
FT%	1st: 9-9 1.000		2nd: 10-12 .833			Game: 19-21 .905					

Score By Half	1st	2nd	Game
Butler	32	39	71
Milwaukee	40	47	87

A-10,021

Horizon League Championship Teams

2005 Horizon League Championship March 8, 2005 • U.S. Cellular Arena Milwaukee 59, Detroit 58



Adrian Tigert sank a free throw with 4.2 seconds left, giving the UWM a 59-58 win over Detroit in front of a sellout crowd of 10,783 at the U.S. Cellular Arena. The Panthers trailed most of the night and missed 11-of-24 free throws, including Tigert's first free throw in the final seconds. But, after Milwaukee coach Bruce Pearl called a timeout and instructed the rest of the starters to set up on defense, Tigert stepped up to the line and calmly sank his second shot.

Ed McCants' 18 points led the Panthers, who held Detroit scoreless over the final two minutes. Joah Tucker added 15 points and Boo Davis 12 for Milwaukee. Detroit's Brandon Cotton missed a runner at the buzzer that would have won the game for UDM.

Detroit led 32-24 early in the second half, but the Panthers responded with three-straight 3-pointers to go ahead 33-32. McCants' two free throws with 10:22 remaining capped the Panthers' 17-4 run and gave Milwaukee a 41-36 lead. But the Titans came back with nine-straight points and the Panthers trailed until Tucker sank two free throws with 55 seconds left to tie it at 58.

Detroit	FG-A	3P-A	FT-A	REB	PF	TP	A	TO	B	S	M
Baker	2-5	0-0	0-0	5	5	4	1	2	0	1	23
Covile	1-4	0-0	2-4	4	2	4	0	1	2	0	22
Abdur-Rahim	4-6	0-2	1-1	7	4	9	2	1	0	1	29
Cotton	9-24	0-0	3-5	4	3	21	2	2	0	0	37
Thues	2-6	1-4	2-2	3	1	7	1	3	0	0	36
Everingham	0-0	0-0	0-0	0	0	0	0	0	0	0	0+
Kelly	1-1	0-0	0-0	0	0	2	0	1	0	0	3
Shaw	2-3	0-0	3-4	5	2	7	0	1	0	0	23
Green	1-2	0-1	0-0	1	2	2	0	1	0	0	11
Goode	0-0	0-0	0-0	0	2	0	0	1	0	0	7
Bailey	1-3	0-0	0-0	2	1	2	1	0	1	0	9
TEAM				5							
TOTALS	23-54	1-7	11-16	36	22	58	7	13	3	6	200
FG%	1st: 13-26 .500		2nd: 10-28 .357			Game: 23-54 .426					
3PT%	1st: 1-3 .333		2nd: 0-4 .000			Game: 1-7 .143					
FT%	1st: 3-4 .750		2nd: 8-12 .667			Game: 11-16 .688					

Milwaukee	FG-A	3P-A	FT-A	REB	PF	TP	A	TO	B	S	M
Tucker	4-10	2-3	5-6	3	3	15	2	2	1	1	36
Tigert	1-5	0-3	3-4	4	1	5	4	1	1	1	32
Hill	1-3	1-3	2-2	5	5	5	3	3	0	3	36
McCants	6-13	4-8	2-3	4	2	18	0	3	0	0	30
Davis	4-9	3-6	1-3	2	0	12	0	1	1	1	27
Pancratz	0-0	0-0	0-1	1	3	0	0	0	0	2	9
McCoy	2-6	0-1	0-0	4	1	4	0	1	1	0	11
Wright	0-1	0-0	0-3	3	2	0	1	1	0	0	19
Ford	0-0	0-0	0-2	0	0	0	0	0	0	0	0+
TEAM				7							
TOTALS	18-47	10-24	13-24	33	17	59	10	12	4	8	200
FG%	1st: 9-25 .360		2nd: 9-22 .409			Game: 18-47 .383					
3PT%	1st: 4-14 .286		2nd: 6-10 .600			Game: 10-24 .417					
FT%	1st: 2-7 .286		2nd: 11-17 .647			Game: 13-24 .542					

Score By Half	1st	2nd	Game
Detroit	30	28	58
Milwaukee	24	35	59

A-10,783

2003 Horizon League Championship March 11, 2003 • U.S. Cellular Arena Milwaukee 69, Butler 52



Tournament MVP Clay Tucker scored 18 of his game-high 23 points in the first half in leading UWM to a 69-52 win over Butler, giving the Panthers their first-ever NCAA Division I Tournament berth.

Milwaukee scored the first 14 points on the night and never trailed in the game. Tucker scored seven of UWM's first 14 points and 11 of the first 23 as the Panthers grabbed a 23-6 lead with 11:38 to play in the first half and Butler never got back in the game.

In addition to his 23 points, Tucker added a team-high eight rebounds to go with game-bests in assists (4), steals (4), and blocks (2). Ronnie Jones added 16 for UWM while Justin Lettenberger added eight points and six rebounds off the bench.

Milwaukee outrebounded Butler 40-30 on the game while outshooting the Bulldogs 48.1 to 40.8 percent. The Panthers connected on 5-of-18 from three-point land while holding Butler, the league's leading three-point shooting team, to 5-of-21 from beyond the arc.

Butler	FG-A	3P-A	FT-A	REB	PF	TP	A	TO	B	S	M
Monserez	1-5	1-5	0-2	4	3	3	2	5	0	2	31
Curry	0-3	0-0	0-0	0	2	0	0	0	0	0	7
Cornette	5-12	0-0	0-2	8	4	10	3	5	1	2	38
Miller	1-5	0-3	2-2	4	4	4	1	4	0	1	34
Archey	5-9	2-5	2-2	4	4	14	0	3	0	1	36
Lightfoot	4-5	0-0	2-5	5	4	10	0	0	0	0	28
Horan	0-1	0-0	0-0	0	0	0	0	0	0	0	2
Sheets	4-9	2-6	1-3	3	1	11	1	2	0	1	23
Moore	0-0	0-0	0-0	0	1	0	0	0	0	0	1
TEAM				2							
TOTALS	20-49	5-21	7-16	30	23	52	7	19	1	7	200
FG%	1st: 6-21 .286		2nd: 14-28 .500			Game: 20-49 .408					
3PT%	1st: 1-7 .143		2nd: 4-14 .286			Game: 5-21 .238					
FT%	1st: 7-11 .636		2nd: 0-5 .000			Game: 7-16 .438					

Milwaukee	FG-A	3P-A	FT-A	REB	PF	TP	A	TO	B	S	M
Page	3-7	0-1	0-0	5	4	6	1	3	0	1	20
Tucker	9-15	2-6	3-7	8	2	23	4	3	2	4	39
Mielke	3-5	0-0	3-3	7	4	9	1	2	2	1	25
Jones	5-14	2-6	4-6	7	1	16	2	3	0	2	35
Frederick	0-4	0-4	2-2	0	1	2	2	0	0	1	28
Huff	0-0	0-0	0-0	0	1	0	0	0	0	0	0+
Weisse	0-0	0-0	0-0	0	2	0	0	0	0	0	4
Winston	0-0	0-0	0-0	1	1	0	0	2	1	1	15
Lettenberger	3-4	1-1	1-2	6	1	8	2	3	0	2	24
Sanders	2-3	0-0	1-2	2	1	5	0	1	0	0	10
TEAM				4							
TOTALS	25-52	5-18	14-22	40	18	69	12	17	5	12	200
FG%	1st: 16-32 .500		2nd: 9-20 .450			Game: 25-52 .481					
3PT%	1st: 4-13 .308		2nd: 1-5 .200			Game: 5-18 .278					
FT%	1st: 2-4 .500		2nd: 12-18 .667			Game: 14-22 .636					

Score By Half	1st	2nd	Game
Butler	20	32	52
Milwaukee	38	31	69

A-10,115

League Tournament Game Records

Points

31	Jeremiah Bell vs. Detroit	2017
31	Joah Tucker vs. Loyola	2005
28	Jordan Aaron vs. Green Bay	2014
25	Brock Stull vs. UIC	2018
24	Anthony Hill vs. Valparaiso	2011
24	Clay Tucker vs. UIC	2003

Field Goals Made

9	Jeremiah Bell vs. Detroit	2017
9	Three other times	

Field Goals Attempted

19	Jordan Aaron vs. Green Bay	2014
18	Three times, most recent	
	Jordan Aaron vs. Valparaiso	2014

Field Goal Percentage (8 made)

.900 (9-10)	Jeremiah Bell vs. Detroit	2017
.600 (9-15)	Clay Tucker vs. Butler	2003
.560 (9-16)	Joah Tucker vs. Loyola	2005

Three-Point Field Goals Made

6	Ed McCants vs. Detroit	2004
6	Pat McCabe vs. Wright State	1997
5	Four players	

Three-Point Field Goals Attempted

14	Jeremiah Bell vs. Wright State	2018
11	Ed McCants vs. UIC	2004
10	Ed McCants vs. Detroit	2004
10	Cyrus Caldwell vs. Butler	1997

Three-Point Field Goal Pct. (5 att.)

.833 (5-6)	Dylan Page vs. UIC	2004
.800 (4-5)	Jeremiah Bell vs. Detroit	2017
.714 (5-7)	Boo Davis vs. Loyola	2005

Free Throws Made

14	Clay Tucker vs. UIC	2003
13	Joah Tucker vs. Loyola	2005
11	Jordan Johnson vs. Green Bay	2016
11	Matt Tiby vs. Valparaiso	2014
10	Two times	

Free Throws Attempted

17	Clay Tucker vs. UIC	2003
14	Joah Tucker vs. Loyola	2005
13	Anthony Hill vs. Valparaiso	2011
13	Anthony Hill vs. Cleveland State	2010

Free Throw Percentage (10 made)

1.000 (11-11)	Jordan Johnson vs. Green Bay	2016
1.000 (11-11)	Matt Tiby vs. Valpo	2014
1.000 (10-10)	Dylan Page vs. UIC	2003
.929 (13-14)	Joah Tucker vs. Loyola	2005
.823 (14-17)	Clay Tucker vs. UIC	2003

Minutes Played

45	Jordan Aaron vs. Green Bay	2014
40	Jeremiah Bell vs. Wright State	2018
40	Kyle Kelm vs. Green Bay	2014
40	Austin Arians vs. Green Bay	2014
40	Steve McWhorter vs. Green Bay	2014
40	Kaylon Williams vs. Valparaiso	2011

Rebounds

15	Bryce Nze vs. Wright State	2018
15	Otto McDuffie vs. Butler	1997
11	Brock Stull vs. Detroit	2017
11	Matt Tiby vs. Northern Kentucky	2016
11	Tony Meier vs. UIC	2012
11	Anthony Hill vs. Valparaiso	2011

Assists

8	Jordan Johnson vs. Northern Kentucky	2016
8	Allan Hanson vs. UIC	2007
7	Steve McWhorter vs. Wright St.	2014
7	Jason McCoy vs. Butler	2006
6	Four times	

Steals

5	Ryan Allen vs. UIC	2012
4	Clay Tucker vs. Butler	2003
4	Clay Tucker vs. UIC	2003
4	Roderick Johnson vs. N. Illinois	1996

Blocked Shots

4	Bryce Nze vs. Wright State	2018
4	Dylan Page vs. UIC	2003
4	Damion Ninkovic vs. Detroit	1998
3	Brett Prah vs. Detroit	2017
3	Three other times	

Turnovers

7	Jordan Johnson vs. Green Bay	2016
6	Kaylon Williams vs. Butler	2011
5	Five times	

Milwaukee League Tournament Results

1996 at Dayton, Ohio Quarterfinals Northern Illinois 80, Milwaukee 78 1997 at Dayton, Ohio First Round Milwaukee 81, Wright State 70 Quarterfinals Butler 48, Milwaukee 36 1998 at Green Bay, Wis. Quarterfinals Detroit 74, Milwaukee 60 1999 at Chicago, Ill. Quarterfinals Green Bay 72, Milwaukee 66 2000 at Chicago, Ill. Quarterfinals Milwaukee 62, Green Bay 58 Semifinals Butler 65, Milwaukee 51 2001 at Dayton, Ohio Quarterfinals Wright State 64, Milwaukee 63 2002 at Cleveland, Ohio Quarterfinals UIC 75, Milwaukee 63 2003 at Milwaukee, Wis.	Semifinals Milwaukee 75, UIC 73 Championship Milwaukee 69, Butler 52 2004 at Multiple Sites Semifinals at Indianapolis, Ind. Milwaukee 58, Detroit 50 Championship at Milwaukee, Wis. UIC 65, Milwaukee 62 2005 at Milwaukee, Wis. Semifinals Milwaukee 94, Loyola 76 Championship Milwaukee 59, Detroit 58 2006 at Milwaukee, Wis. Semifinals Milwaukee 80, Loyola 66 Championship Milwaukee 87, Butler 71 2007 at Chicago, Ill. First Round UIC 83, Milwaukee 77 2008 at Milwaukee, Wis. First Round Loyola 57, Milwaukee 51 2009 at Multiple Sites First Round at Milwaukee, Wis.	Milwaukee 77, Loyola 68 Second Round at Indianapolis, Ind. Wright State 80, Milwaukee 70 2010 at Multiple Sites First Round at Milwaukee, Wis. Milwaukee 73, UIC 67 Second Round at Indianapolis, Ind. Milwaukee 82, Cleveland State 75 Semifinals at Indianapolis, Ind. Butler 68, Milwaukee 59 2011 at Milwaukee, Wis. Semifinals Milwaukee 70, Valparaiso 63 Championship Butler 59, Milwaukee 44 2012 at Multiple Sites First Round at Milwaukee, Wis. Milwaukee 68, UIC 55 Second Round at Valparaiso, Ind. Butler 71, Milwaukee 49 2013 at Green Bay, Wis. First Round Green Bay 62, Milwaukee 46 2014 at Multiple Sites First Round at Milwaukee, Wis. Milwaukee 83, Detroit 73 Second Round at Green Bay, Wis. Milwaukee 74, Valparaiso 57	Semifinals at at Green Bay, Wis. Milwaukee 73, Green Bay 66 Championship at Dayton, Ohio Milwaukee 69, Wright State 63 2016 at Detroit, Mich. First Round Milwaukee 86, Northern Kentucky 69 Second Round Green Bay 70, Milwaukee 61 2017 at Detroit, Mich. First Round Milwaukee 85, Detroit Mercy 60 Second Round Milwaukee 43, Valparaiso 41 Semifinals Milwaukee 74, UIC 68 Championship Northern Kentucky 59, Milwaukee 53 2018 at Detroit, Mich. Second Round Milwaukee 80, UIC 75 Semifinals Wright State 59, Milwaukee 53
---	--	--	--

League Tournament Team Records

Points

94	vs. Loyola	2005
87	vs. Butler	2006
86	vs. Northern Kentucky	2016
85	vs. Detroit Mercy	2017

Points (two teams)

170	vs. Loyola	2005
160	vs. UIC	2007
158	Two times	

Points (one half)

52	vs. Loyola	2005
50	vs. Cleveland State	2010
47	vs. Butler	2006

Field Goals Made

32	vs. Butler	2006
32	vs. Loyola	2005
31	vs. Loyola	2006

Field Goals Attempted

64	vs. UIC	2007
62	vs. Butler	2006
62	vs. Northern Illinois	1996

Field Goal Percentage

.568 (25-44)	vs. Detroit	2017
.553 (26-47)	vs. Cleveland State	2010
.549 (28-51)	vs. Northern Kentucky	2016
.542 (32-59)	vs. Loyola	2005

Three-Point Field Goals Made

11	Three times	
Last:	vs. Northern Kentucky	2016

Three-Point Field Goals Attempted

31	vs. Green Bay	2016
27	vs. Loyola	2008
26	Three times	
Last:	vs. Wright State	2009

Three-Point Field Goal Percentage

.579 (11-19)	vs. Wright State	1997
.571 (8-14)	vs. Cleveland State	2010
.526 (10-19)	vs. Wright State	2001

Free Throws Made

34	vs. Loyola	2009
34	vs. Green Bay	2000
29	vs. UIC	2003

Free Throws Attempted

43	vs. Loyola	2009
38	vs. UIC	2010
38	vs. Green Bay	2000
37	vs. UIC	2003

Free Throw Percentage

1.000 (9-9)	vs. Wright State	2001
.909 (20-22)	vs. Loyola	2005
.905 (19-21)	vs. Butler	2006

Rebounds

48	vs. Loyola	2009
47	vs. UIC	2010
44	vs. Green Bay	2016
41	vs. Valparaiso	2014

Rebounding Margin

+22	vs. Valparaiso	2014
+16	vs. Butler	2006
+13	vs. UIC	2010

Assists

21	vs. Northern Kentucky	2016
21	vs. UIC	2007
19	vs. Butler	2006
18	vs. Loyola	2005

Steals

12	vs. UIC	2018
12	vs. Butler	2003
11	vs. Loyola	2006
10	Four times	

Blocked Shots

9	vs. UIC	2003
6	vs. Wright State	2018
5	Four times	
Last:	vs. Detroit	2017

Turnovers

23	vs. Detroit	1998
21	vs. UIC	2010
19	vs. Loyola	2005

Fouls

30	vs. Northern Illinois	1996
28	vs. Valparaiso	2014
25	vs. UIC	2002

Fewest Points Scored

36	vs. Butler	1997
43	vs. Valparaiso	2017
44	vs. Butler	2011
46	vs. Green Bay	2013

Fewest Field Goals Made

12	vs. Butler	2011
13	vs. Green Bay	2013
13	vs. Green Bay	2000

Fewest Field Goals Attempted

40	vs. Butler	2011
44	vs. Detroit	2017

44	vs. Detroit	2004
----	-------------	------

Lowest Field Goal Percentage

.265 (13-49)	vs. Green Bay	2013
.275 (14-51)	vs. Butler	1997
.289 (13-45)	vs. Green Bay	2000

Fewest Three-Point Field Goals Made

2	vs. Green Bay	2000
4	Five times	

Fewest Three-Point Field Goals Att.

14	vs. Green Bay	1999
15	vs. Butler	2006
16	vs. UIC	2017

Lowest Three-Point Field Goal Pct.

.100 (2-20)	vs. Green Bay	2000
.154 (4-26)	vs. Butler	2000
.185 (5-27)	vs. Loyola	2008

Fewest Free Throws Made

2	vs. Butler	1997
6	vs. Valparaiso	2017
8	Two times	

Fewest Free Throws Attempted

3	vs. Butler	1997
9	vs. Valparaiso	2017
9	vs. Wright State	2001

Lowest Free Throw Percentage

.400 (8-20)	vs. UIC	2004
.542 (13-24)	vs. Detroit	2005

Fewest Rebounds

25	vs. Butler	2012
25	vs. Wright State	2001
27	vs. Detroit	2014

Fewest Assists

5	vs. Detroit	1998
6	vs. Green Bay	2013
6	vs. Butler	1997

Fewest Steals

1	vs. Wright State	2014
1	vs. Green Bay	2013
2	vs. Wright State	2001

Fewest Turnovers

8	vs. Wright State	2018
8	vs. UIC	2018
8	Four other times	

Fewest Fouls

12	vs. Northern Kentucky	2016
13	Three times	

Program History

Year	Coach	Record	Pct.	League
1896-97	None Listed	9-2	.818	Independent
1897-98	None Listed	5-1	.833	Independent
1898-99	None Listed	7-1	.875	Independent
1899-00	None Listed	0-3	.000	Independent
1900-01	None Listed	13-3	.813	Independent
1901-02	None Listed	15-2	.882	Independent
1902-03	None Listed	8-9	.471	Independent
1903-04	None Listed	13-5	.722	Independent
1904-05	None Listed	#2-6	.250	Independent
1905-06	None Listed	#2-6	.250	Independent
1906-07	None Listed	#2-3	.400	Independent
1907-08	None Listed	#3-5	.375	Independent
1908-09	Charles Davies	7-8	.467	Independent
1909-10	Charles Davies	#4-11	.267	Independent
1910-11	Emmett Angell	12-5	.706	Independent
1911-12	Emmett Angell	14-2	.875	Independent
1912-13	Emmett Angell	14-2	.875	WNC
1913-14	Emmett Angell	11-8	.579	WNC
1914-15	Barney Anderson	15-5	.750	WNC
1915-16	Barney Anderson	8-10-1	.450	WNC
1916-17	Barney Anderson	3-11	.214	WNC
1917-18	Paul Stothart	1-9	.100	WNC
1918-19	George Downer	10-5	.667	WNC
1919-20	George Downer	5-7	.417	WNC
1920-21	Barney Anderson	2-9	.182	WNC
1921-22	Barney Anderson	6-7	.462	WNC
1922-23	Barney Anderson	2-10	.167	WNC
1923-24	Barney Anderson	11-5	.688	WNC
1924-25	Barney Anderson	7-10	.412	WNC
1925-26	Barney Anderson	5-9	.357	WNC
1926-27	Milton Murray	1-11	.083	WNC
1927-28	Milton Murray	5-12	.294	WSTCC
1928-29	Milton Murray	5-10	.333	WSTCC
1929-30	Milton Murray	6-7	.462	WSTCC
1930-31	Guy Penwell	8-7	.533	WSTCC
1931-32	Guy Penwell	4-13	.235	WSTCC
1932-33	Guy Penwell	9-8	.529	WSTCC
1933-34	Guy Penwell	13-4	.765	WSTCC
1934-35	Guy Penwell	9-6	.600	WSTCC
1935-36	Guy Penwell	12-5	.706	WSTCC
1936-37	Guy Penwell	7-9	.438	WSTCC
1937-38	Guy Penwell	11-5	.688	WSTCC
1938-39	Guy Penwell	9-7	.563	WSTCC
1939-40	Guy Penwell	12-4	.750	WSTCC
1940-41	Guy Penwell	16-0	1.00	WSTCC
1941-42	Guy Penwell	11-5	.688	WSTCC
1942-43	John Tierney	7-6	.538	WSTCC
1943-44	John Tierney	6-7	.462	WSTCC
1944-45	John Tierney	9-6	.600	WSTCC
1945-46	John Tierney	12-6	.667	WSTCC
1946-47	Guy Penwell	11-8	.579	WSTCC-South
1947-48	Guy Penwell	13-8	.619	WSTCC-South
1948-49	Guy Penwell	10-12	.455	WSTCC
1949-50	Guy Penwell	20-7	.741	WSTCC
1950-51	Guy Penwell	6-15	.286	WSCC
1951-52	Guy Penwell	5-15	.250	WSCC
1952-53	Russ Rebholz	9-12	.429	WSCC
1953-54	Russ Rebholz	14-7	.667	WSCC
1954-55	Russ Rebholz	11-10	.524	WSCC
1955-56	Russ Rebholz	13-8	.619	WSCC
1956-57	Russ Rebholz	12-7	.632	WSCC
1957-58	Russ Rebholz	13-7	.650	WSCC
1958-59	Russ Rebholz	17-4	.810	WSCC
1959-60	Russ Rebholz	18-4	.818	WSCC
1960-61	Russ Rebholz	8-12	.400	WSCC
1961-62	Russ Rebholz	4-17	.190	WSCC
1962-63	Russ Rebholz	4-17	.190	WSCC
1963-64	Ray Krzoska	3-18	.143	WSCC

Year	Coach	Record	Pct.	League
1964-65	Ray Krzoska	9-14	.391	Independent
1965-66	Ray Krzoska	15-10	.600	Independent
1966-67	Ray Krzoska	14-11	.560	Independent
1967-68	Ray Krzoska	16-11	.593	Independent
1968-69	Ray Krzoska	15-11	.577	Independent
1969-70	Ray Krzoska	14-12	.538	Independent
1970-71	Charles Parsley	13-10	.565	Independent
1971-72	Charles Parsley	15-11	.577	Independent
1972-73	Charles Parsley	18-8	.692	Independent
1973-74	Bill Klucas	14-12	.538	Independent
1974-75	Bill Klucas	8-18	.308	Independent
1975-76	Bob Gottlieb	11-15	.423	Independent
1976-77	Bob Gottlieb	19-8	.704	Independent
1977-78	Bob Gottlieb	15-12	.556	Independent
1978-79	Bob Gottlieb	8-18	.308	Independent
1979-80	Bob Gottlieb	9-17	.346	Independent
1980-81	Bob Voight	13-13	.500	Independent
1981-82	Bob Voight	20-6	.769	Independent
1982-83	Bob Voight	18-6	.750	Independent
1983-84	Ray Swetalla	6-20	.231	Independent
1984-85	Ray Swetalla	9-17	.346	Independent
1985-86	Ray Swetalla	10-17	.370	Independent
1986-87	Ray Swetalla	8-20	.286	Independent
1987-88	Steve Antrim	16-12	.571	Independent
1988-89	Steve Antrim	24-7	.774	Independent
1989-90	Steve Antrim	10-18	.357	Independent
1990-91	Steve Antrim	18-10	.643	Independent
1991-92	Steve Antrim	20-8	.714	Independent
1992-93	Steve Antrim	23-4	.852	Independent
1993-94	Steve Antrim	10-17	.370	Mid-Con
1994-95	Steve Antrim	3-24	.111	MCC
1995-96	Ric Cobb	9-18	.333	MCC
1996-97	Ric Cobb	8-20	.286	MCC
1997-98	Ric Cobb	3-24	.111	MCC
1998-99	Ric Cobb	8-19	.296	MCC
1999-00	Bo Ryan	15-14	.517	MCC
2000-01	Bo Ryan	15-13	.536	MCC
2001-02	Bruce Pearl	16-13	.552	Horizon
2002-03	Bruce Pearl	24-8	.750	Horizon
2003-04	Bruce Pearl	20-11	.645	Horizon
2004-05	Bruce Pearl	26-6	.813	Horizon
2005-06	Rob Jeter	22-9	.710	Horizon
2006-07	Rob Jeter	9-22	.290	Horizon
2007-08	Rob Jeter	14-16	.467	Horizon
2008-09	Rob Jeter	17-14	.548	Horizon
2009-10	Rob Jeter	20-14	.588	Horizon
2010-11	Rob Jeter	19-14	.576	Horizon
2011-12	Rob Jeter	20-14	.588	Horizon
2012-13	Rob Jeter	8-24	.250	Horizon
2013-14	Rob Jeter	21-14	.600	Horizon
2014-15	Rob Jeter	14-16	.467	Horizon
2015-16	Rob Jeter	20-13	.606	Horizon
2016-17	LaVall Jordan	11-24	.314	Horizon
2017-18	Pat Baldwin	16-17	.485	Horizon
Total	119 years	1355-1266-1	.517	

Key:

WNC - Wisconsin Normal Conference
WSTCC - Wisconsin State Teacher's College Conference
WSUC - Wisconsin State Universities Conference
WSCC - Wisconsin State Colleges Conference
Mid-Con - Mid-Continent Conference
MCC - Midwestern Collegiate Conference
Horizon - Horizon League

Year-by-Year Leaders

Year-By-Year Scoring Leaders (1933-present)

Year	Name	Pts	Avg	Year	Name	Pts	Avg	Year	Name	Pts	Avg
1932-33	Paul Humke	184	N/A	1961-62	Ed Markunas	312	14.8	1990-91	Von McDade	830	29.6
1933-34	Paul Humke	N/A	N/A		Jerry Neitzel	312	14.8	1991-92	Craig Greene	474	16.9
1934-35	Paul Humke	N/A	N/A	1962-63	Roger Kriete	234	11.1	1992-93	Craig Greene	466	17.3
1935-36	Walt Sprangers	197	11.6	1963-64	Dennis Kocs	305	14.4		Marc Mitchell	466	17.3
1936-37	Williard Rudiger	N/A	N/A	1964-65	Larry Reed	504	21.9	1993-94	Michael Hughes	502	20.1
1937-38	Ray Krzoska	131	N/A	1965-66	Larry Reed	542	21.7	1994-95	Shannon Smith	661	24.5
1938-39	Ray Krzoska	151	9.4	1966-67	Larry Reed	503	20.1	1995-96	Roderick Johnson	391	14.5
1939-40	Ken Buchler	253	15.8	1967-68	Dexter Riesch	466	17.3	1996-97	Pat McCabe	347	12.4
1940-41	Ken Buchler	291	21.0	1968-69	Tom Reikowski	443	17.0	1997-98	Pat McCabe	266	9.9
1941-42	Ken Buchler	224	16.0	1969-70	Cecil Morries	468	18.0	1998-99	Chad Angeli	403	14.9
1942-43	Norm Geske	N/A	N/A	1970-71	Henry Davis	313	14.2	1999-00	Chad Angeli	483	16.6
1943-44	Chet Schroeder	N/A	N/A	1971-72	Harold Lee	414	15.9	2000-01	Clay Tucker	389	13.9
1944-45	Kenny Lemmer	217	14.5	1972-73	Harold Lee	427	16.4	2001-02	Clay Tucker	510	17.6
1945-46	Jerry Ryerson	188	13.4	1973-74	Kessem Grimes	380	15.8	2002-03	Clay Tucker	550	18.3
1946-47	Bob Bolz	203	N/A	1974-75	Raymond Nixon	382	14.7	2003-04	Dylan Page	647	20.9
1947-48	Bob Bolz	330	15.0	1975-76	Glen Allen	332	12.8	2004-05	Ed McCants	556	17.4
1948-49	Bob Bolz	336	15.3	1976-77	Gerald Hardnett	444	17.1	2005-06	Joah Tucker	510	16.5
1949-50	Kenny Lemmer	391	14.5	1977-78	Gerald Hardnett	556	20.6	2006-07	Avery Smith	481	15.5
1950-51	Allan Wulz	N/A	N/A	1978-79	Gerald Hardnett	368	14.7	2007-08	Paige Paulsen	398	13.3
1951-52	Allan Wulz	291	13.9	1979-80	Bob Flood	408	16.3	2008-09	Tone Boyle	396	13.2
1952-53	Allan Wulz	331	17.5	1980-81	Ricky Trotter	406	18.5	2009-10	Ricky Franklin	500	14.7
1953-54	Tom Hanrahan	228	N/A	1981-82	Kevin Jones	609	25.4	2010-11	Anthony Hill	490	15.3
1954-55	Scott Netzel	401	N/A	1982-83	Kevin Jones	444	26.1	2011-12	Tony Meier	315	11.3
1955-56	Tom Kneusel	388	18.5	1983-84	Steve Pitrof	383	19.2	2012-13	Jordan Aaron	462	14.4
1956-57	Tom Kneusel	384	20.2	1984-85	John Smilnich	416	16.0	2013-14	Jordan Aaron	456	14.7
1957-58	Tom Kneusel	438	20.9	1985-86	Erik Schten	375	13.9	2014-15	Steve McWhorter	426	14.2
1958-59	Jerry Grochowski	362	17.2	1986-87	Erik Schten	469	16.8	2015-16	Matt Tiby	514	15.6
1959-60	Jerry Grochowski	513	22.3	1987-88	Clarence Wright	540	20.0	2016-17	Brock Stull	474	13.5
1960-61	Jerry Grochowski	466	23.3	1988-89	Andy Ronan	542	17.5	2017-18	Jeremiah Bell	452	14.1
				1989-90	Andy Ronan	453	17.2				

Year-By-Year Rebounding Leaders (1958-present)

Year	Name	Rbs	Avg	Year	Name	Rbs	Avg	Year	Name	Rbs	Avg
1957-58	Tom Kneusel	314	15.0	1978-79	Brian Nyenhuis	184	7.1	1999-00	Clay Tucker	133	5.3
1958-59	Tom Kneusel	282	13.4	1979-80	Bob Flood	177	7.0	2000-01	James Wright	154	6.2
1959-60	Jerry Grochowski	269	12.2	1980-81	Willie Bryant	160	6.4	2001-02	Clay Tucker	182	6.3
1960-61	Jerry Grochowski	346	17.3	1981-82	Keith Rosser	177	6.8	2002-03	Dylan Page	207	6.5
1961-62	Roger Kriete	N/A	N/A	1982-83	Rich Czarnecki	168	7.0	2003-04	Dylan Page	204	6.6
1962-63	Roger Kriete	N/A	N/A	1983-84	Miles Aquino	120	5.7	2004-05	Adrian Tigert	214	6.7
1963-64	Jim Frank	151	7.2	1984-85	Kevin Cox	135	5.2	2005-06	Adrian Tigert	212	7.3
1964-65	Larry Reed	385	16.7	1985-86	Erik Schten	155	5.7	2006-07	Paige Paulsen	172	5.7
1965-66	Larry Reed	425	17.0	1986-87	Erik Schten	209	7.5	2007-08	Paige Paulsen	191	6.4
1966-67	Larry Reed	462	18.5	1987-88	Erik Schten	247	8.8	2008-09	James Eayrs	169	5.5
1967-68	Not available			1988-89	Andy Ronan	225	7.3	2009-10	James Eayrs	198	5.8
1968-69	Tom Reikowski	311	12.0	1989-90	Randy Doss	258	9.2	2010-11	Anthony Hill	212	6.6
1969-70	Cecil Morries	NA	16.3	1990-91	Randy Doss	205	7.3	2011-12	James Haarsma	178	5.4
1970-71	Henry Davis	286	12.4	1991-92	Craig Greene	163	5.8	2012-13	Demetrius Harris	170	5.3
1971-72	Richard Cox	284	10.9	1992-93	Craig Greene	186	6.9	2013-14	Matt Tiby	228	6.5
1972-73	Richard Cox	280	10.8	1993-94	Michael Hughes	177	7.1	2014-15	Matt Tiby	234	7.8
1973-74	Kessem Grimes	217	9.0	1994-95	Nathan Schrameyer	183	6.8	2015-16	Matt Tiby	272	8.2
1974-75	Glen Allen	228	8.8	1995-96	Roderick Johnson	193	7.1	2016-17	Brock Stull	232	6.6
1975-76	Glen Allen	239	9.6	1996-97	Otto McDuffie	182	6.5	2017-18	Bryce Nze	280	8.5
1976-77	Noren Merritt	174	6.7	1997-98	Damion Ninkovic	165	6.1				
1977-78	Al Walker	266	9.9	1998-99	Damion Ninkovic	149	5.7				

Year-By-Year Assist Leaders (1975-present)

Year	Name	Ast	Avg	Year	Name	Ast	Avg	Year	Name	Ast	Avg
1974-75	Harren Warren	116	4.6	1989-90	Bob Anthony	123	4.4	2004-05	Chris Hill	103	3.2
1975-76	Larry Pikes	103	4.0	1990-91	Von McDade	103	3.7	2005-06	Chris Hill	86	2.8
1976-77	Gerald Hardnett	129	5.0	1991-92	Marc Mitchell	156	6.2	2006-07	Allan Hanson	90	2.9
1977-78	Gerald Hardnett	92	3.4	1992-93	Marc Mitchell	189	7.0	2007-08	Ricky Franklin	77	2.6
1978-79	Tim Cullen	91	3.6	1993-94	Mark Briggs	94	3.5	2008-09	Avery Smith	91	3.1
1979-80	Tim Cullen	79	3.0	1994-95	Derek Durham	57	2.7	2009-10	Ricky Franklin	132	3.9
1980-81	Kerry Glover	72	3.1	1995-96	Derek Durham	111	4.1	2010-11	Kaylon Williams	178	5.4
1981-82	Kerry Glover	138	5.3	1996-97	Cyrus Caldwell	101	3.6	2011-12	Kaylon Williams	215	6.5
1982-83	Jim Gruszka	80	3.3	1997-98	Cyrus Caldwell	128	4.7	2012-13	Jordan Aaron	128	4.0
1983-84	Barney Hall	57	2.4	1998-99	Cyrus Caldwell	104	3.9	2013-14	Steve McWhorter	140	4.0
1984-85	Dwayne Glover	60	2.4	1999-00	Kalombo Kadima	71	2.4	2014-15	Steve McWhorter	137	4.6
1985-86	Dwayne Glover	127	4.7	2000-01	Clay Tucker	75	2.7	2015-16	Jordan Johnson	267	8.1
1986-87	Mike McNabb	82	2.9	2001-02	Clay Tucker	87	3.0	2016-17	August Haas	134	3.8
1987-88	Maurice Turner	96	3.4	2002-03	Clay Tucker	124	4.1	2017-18	Brock Stull	97	3.1
1988-89	Clarence Wright	151	4.9	2003-04	Adrian Tigert	110	3.5				

Milwaukee's 1,000-Point Club			Milwaukee's 500-Rebound Club		
Clay Tucker	1999-2003	1,788	Larry Reed	1959-60/64-67	1,529
Larry Reed	1959-60/64-67	1,693	Tom Reikowski	1965-70	1,080
Jerry Grochowski	1957-61	1,688	Tom Knuesel	1955-59	792
Gerald Hardnett	1975-79	1,602	Adrian Tigert	2001-06	760
Tom Kneusel	1955-59	1,565	Richard Cox	1971-74	753
Tom Reikowski	1965-70	1,459	Matt Tiby	2013-16	734
Chad Angeli	1997-01	1,417	Erik Schten	1985-88	611
Joah Tucker	2003-06	1,416	Clay Tucker	1999-2003	592
Dylan Page	2000-04	1,388	Craig Greene	1989-93	557
Matt Tiby	2013-16	1,332	Al Walker	1975-78	546
Dexter Riesch	1966-70	1,359	Dylan Page	2000-04	520
Ricky Franklin	2006-10	1,291	Chad Angeli	1997-01	519
Scott Netzel	1953-57	1,226	Glen Allen	1973-76	516
Craig Greene	1989-93	1,216	Anthony Hill	2007-11	513
Dave Vincent	1957-61	1,208	Joah Tucker	2003-06	513
Jason Frederick	1999-2003	1,185	<i>Note: School rebounding records prior to 1965 are incomplete</i>		
Ronnie Jones	1999-2003	1,182	Milwaukee's 300-Assist Club		
Erik Schten	1986-88	1,141	Gerald Hardnett	1975-79	448
Todd Fredenberg	1963-67	1,121	Kaylon Williams	2010-12	383
Adrian Tigert	2001-06	1,091	Marc Mitchell	1991-93	345
Ed McCants	2003-05	1,087	Clay Tucker	1999-2003	341
Clarence Wright	1987-89	1,056	Cyrus Caldwell	1996-99	333
Kevin Jones	1981-83	1,053	Ricky Franklin	2006-10	332
Tony Meier	2008-12	1,044	Adrian Tigert	2001-06	309
Anthony Hill	2007-11	1,022	Chris Hill	2001-06	304
Pat McCabe	1994-98	1,020	Tim Cullen	1976-80	303
			Milwaukee's 150-Steal Club		
			Clay Tucker	1999-2003	194
			Gerald Hardnett	1975-79	162
			Marc Mitchell	1991-93	154

Top Single-Game Performances (Pre-1990s)

Points

Gerald Hardnett	46	3/4/78
Tom Kneusel	44	1/28/56
Phil Michalovitz	44	12/11/65
Jerry Grochowski	39	3/4/60
Larry Reed	38	2/7/66

Rebounds

Cecil Morris	34	1/5/70
Larry Reed	32	12/21/65
Tom Hanrahan	28	1/12/57
Tom Knuesel	26	12/18/56
Roger Kriete	25	3/2/63
Four players	24	

Assists

Kerry Glover	14	2/24/82
Larry Pikes	13	1976
Gerald Hardnett	12	12/13/76
Gerald Hardnett	12	2/15/77
Dwayne Glover	12	2/3/86
Clarence Wright	12	2/3/89

Steals

Kerry Glover	8	2/26/85
Gerald Hardnett	7	12/19/77
Gerald Hardnett	7	3/4/78
Kerry Glover	7	1/31/81

Blocked Shots

Bruce Payton	6	1/22/86
Al Walker	4	11/26/77
Al Walker	4	12/12/77
Al Walker	4	2/27/78
Ricky Trotter	4	1/6/81

Field Goals

Phil Michalovitz	21	12/11/65
Gerald Hardnett	17	3/4/78
Gerald Hardnett	16	1/5/78
Phil Michalovitz	15	1/22/66
Larry Reed	14	1/11/66
Larry Reed	14	2/7/66
Larry Reed	14	2/26/66



Gerald Hardnett scored 46 points on March 4, 1978

Field Goal Attempts

Jerry Grochowski	42	3/4/60
Gerald Hardnett	34	1/5/78
Dave Vincent	32	2/13/60
Dave Vincent	28	1/6/60
Gerald Hardnett	27	3/4/78

Field Goal Percentage

George Tandy	.909 (10-11)	12/11/72
Noren Merritt	.909 (10-11)	12/18/76
Brian Nyenhuis	.909 (10-11)	3/2/78
Robert Jammer	.900 (9-10)	12/23/75
Gerald Hardnett	.882 (15-17)	12/22/77

Single-Season Records (Pre-1990)

Points

Kevin Jones	609	1981-82
Gerald Hardnett	556	1977-78
Larry Reed	542	1965-66
Andy Ronan	542	1988-89
Clarence Wright	540	1987-88

Rebounds

Larry Reed	462	1966-67
Larry Reed	425	1965-66
Larry Reed	385	1964-65
Tom Reikowski	316	1966-67
Tom Kneusel	314	1957-58

Assists

Clarence Wright	151	1988-89
Kerry Glover	138	1981-82
Gerald Hardnett	129	1976-77
Dwayne Glover	127	1985-86
Bob Anthony	123	1989-90

Steals

Gerald Hardnett	85	1977-78
Dwayne Glover	79	1985-86
Clarence Wright	67	1988-89
Gerald Hardnett	65	1976-77
Larry Pikes	57	1976-77

Blocked Shots

Al Walker	46	1977-78
John Smilanich	35	1984-85
Al Walker	32	1976-77
Miles Aquino	24	1983-84
Brian Nyenhuis	22	1978-79

Field Goals

Kevin Jones	245	1981-82
Gerald Hardnett	233	1977-78
Larry Reed	213	1965-66
Andy Ronan	213	1988-89
Keith Rosser	203	1981-82

Field Goal Attempts

Harold Lee	519	1972-73
Jerry Grochowski	501	1960-61
Gerald Hardnett	492	1977-78
Kevin Jones	492	1981-82
Jerry Grochowski	470	1959-60

Field Goal Percentage

Keith Rosser	.613 (203-331)	1981-82
Andy Ronan	.597 (213-357)	1988-89
Glen Allen	.547 (134-245)	1975-76
Kevin Jones	.537 (183-341)	1982-83
Larry Pikes	.533 (159-298)	1976-77

Career Records (Pre-1990)

Points

Larry Reed	1,693	1959-60/64-67
Jerry Grochowski	1,688	1957-61
Gerald Hardnett	1,602	1975-79
Tom Kneusel	1,565	1955-59
Tom Reikowski	1,459	1965-70

Rebounds

Larry Reed	1,529	1959-60/64-67
Tom Reikowski	1,080	1965-70
Richard Cox	753	1971-74
Erik Schtena	611	1985-88
Al Walker	546	1975-78

Assists

Gerald Hardnett	448	1975-79
Tim Cullen	303	1976-80
Maurice Turner	268	1985-89
Clarence Wright	239	1987-89
Kerry Glover	212	1980-82

Steals

Gerald Hardnett	162	1975-78
Maurice Turner	128	1985-89
Tim Cullen	126	1976-80
Dwayne Glover	126	1984-86
Clarence Wright	117	1987-89

Blocked Shots

Al Walker	78	1975-78
John Smilanich	55	1984-86
Miles Aquino	44	1982-84
Brian Nyenhuis	41	1977-79
Rich Czarnecki	36	1981-83

Field Goals

Gerald Hardnett	673	1975-79
Jerry Grochowski	662	1957-61
Larry Reed	639	1959-60/64-67
Dave Vincent	493	1957-61
Dexter Riesch	491	1966-70

Field Goal Attempts

Jerry Grochowski	1701	1957-61
Gerald Hardnett	1457	1975-79
Erik Schten	1006	1985-88
Steve Pitrof	856	1979-83
Phil Michalovitz	849	1963-66

Field Goal Percentage

Andy Ronan	.532 (394-741)	1988-90
Larry Pikes	.522 (265-508)	1975-77
Kevin Jones	.514 (428-833)	1981-83
John Smilanich	.509 (339-666)	1983-85
Noren Merritt	.488 (275-564)	1975-77

About The Milwaukee Record Book

The Milwaukee Record Book is meant to recognize all eras of Panther basketball. The early pages cite records during the entire history of basketball at the school, followed by individual and team records for all seasons prior to 1990. During those years, Milwaukee was affiliated with both the NCAA and NAIA, as a Division I, II and D-III institution. The following pages then recognize the records since 1990, when Milwaukee permanently became an NCAA Division I school.

Team Game Records (Pre-1990)

Points

vs. UIC	135	12/11/65
---------	-----	----------

Rebounds

vs. La Crosse	84	1/18/57
---------------	----	---------

Assists

vs. Lakeland	32	1/24/89
--------------	----	---------

Steals

vs. Carthage	23	1/9/84
--------------	----	--------

Blocked Shots

vs. St. Xavier	11	1/22/86
----------------	----	---------

Field Goals

vs. UIC	60	12/11/65
---------	----	----------

Field Goal Attempts

vs. UIC	110	12/11/65
---------	-----	----------

Field Goal Percentage

vs. Parkside	.718 (23-32)	2/5/83
--------------	--------------	--------

Free Throw Attempts

vs. Whitewater	63	2/4/57
----------------	----	--------

Team Season Records (Pre-1990)

Points

1988-89	2787
---------	------

Rebounds

1969-70	1627
---------	------

Assists

1988-89	587
---------	-----

Steals

1988-89	297
---------	-----

Field Goals

1988-89	1066
---------	------

Field Goal Attempts

1988-89	2199
---------	------

Field Goal Percentage

1981-82	.522
---------	------

Free Throws

1967-68	521
---------	-----

Free Throw Attempts

1967-68	819
---------	-----

Free Throw Percentage

1978-79	.754
---------	------

Most Consecutive Wins

1940-41	16
---------	----

Most Consecutive Losses

1963-64	11
---------	----

Single-Game MKE Team Records

Points

125	Judson	12/13/15
117	Prairie View A&M	11/20/04
116	Illinois	12/3/90
112	Northeastern Illinois	2/2/91
106	Wright State	2/28/91
106	UIC	1/11/01
106	Sacramento State	1/9/92
105	Cleveland State	1/29/00
105	Oshkosh	12/23/91
105	Southern Utah	2/19/91

Points - First Half

66	Judson	12/13/15
61	Cal State Northridge	2/11/91
60	UMKC	12/29/90
59	Upper Iowa	11/21/05
58	Wright State	2/28/91

Points - Second Half

64	Loyola	12/21/02
61	Prairie View A&M	11/20/04
61	Oshkosh	12/23/91
59	Judson	12/13/15
57	Northeastern Illinois	2/2/91

Field Goals Made

47	Judson	12/13/15
42	Youngstown State	2/9/06
41	Oshkosh	12/23/91
41	Mount Senario	12/27/00
40	Prairie View A&M	11/20/04
40	Cleveland State	2/8/96
39	Wright State	2/14/02
39	Chicago State	1/19/91
39	Wright State	2/28/91

Field Goals Attempted

97	Illinois	12/3/90
86	Oshkosh	12/23/91
83	Eastern Michigan	12/6/93
81	UIC	1/11/01
81	Parkside	11/30/91
81	Cal State Northridge	1/17/91
81	Southern Utah	2/19/91
79	Sacramento State	1/9/92
78	Three times	
	Last: vs. Illinois Tech	11/24/95

Field Goal Percentage

.678 (40-59)	Cleveland State	2/8/96
.650 (26-40)	UMKC	11/30/13
.639 (39-61)	Chicago State	1/19/91
.628 (27-43)	South Dakota State	12/11/10
.627 (47-75)	Judson	12/13/15
.625 (30-48)	La Crosse	11/10/17
.622 (24-45)	Youngstown State	1/14/15
.617 (29-47)	DePaul	12/5/11
.606 (40-66)	Prairie View A&M	11/20/04
.604 (32-53)	Loyola	1/10/04
.600 (30-50)	Upper Iowa	11/19/08

Three-Point Field Goals Made

18	UIC	1/11/01
17	Colorado	12/30/01
16	Youngstown State	2/9/02
16	Detroit	1/1/11
15	UIC	2/28/16
15	Omaha	12/17/11
15	Western Illinois	12/19/92
15	Parkside	11/30/91
15	Southern Utah	2/19/91
15	Cal State Northridge	2/11/91
15	Illinois	12/3/90

Three-Point Field Goals Attempted

43	South Dakota	12/17/15
41	Colorado	12/30/01
41	UIC	1/11/01
41	Illinois	12/3/90
39	UIC	2/12/00
37	Detroit	1/1/11
37	UIC	1/31/09
36	South Dakota State	11/27/16
36	Western Michigan	1/3/12
36	Virginia Tech	12/8/01

Three-Point Field Goals Pct. (10 made)

.833 (10-12)	Eastern Michigan	2/19/92
.722 (13-18)	San Diego	1/2/01
.667 (14-21)	Notre Dame	11/17/15
.667 (14-21)	Idaho State	12/30/03
.650 (13-20)	Montana State	12/5/16
.623 (12-19)	UIC	1/13/11
.625 (10-16)	Detroit	2/24/01
.609 (14-23)	South Dakota State	12/11/10
.600 (12-20)	Wright State	2/14/02
.600 (12-20)	Eastern Michigan	1/22/91

Free Throws Made

41	Cleveland State	1/29/00
35	Manhattan	12/30/04
34	Texas State	11/23/09
34	Loyola	3/3/09
34	Green Bay	3/4/00
34	Youngstown State	2/7/94
33	Cleveland State	2/14/12
33	Youngstown State	1/17/94
32	Davidson	11/11/13
32	Detroit	2/24/01

Free Throws Attempted

54	UIC	1/11/01
52	Cleveland State	1/29/00
45	Cleveland State	1/2/06
45	Cleveland State	1/31/98
44	NE Illinois	2/2/91
43	Texas State	11/23/09
43	Loyola	3/3/09
42	Central Michigan	12/19/07
41	Four times	
	Last: vs. Green Bay	2/5/11

Free Throw Percentage (10 made)

1.000 (22-22)	Youngstown State	2/28/15
1.000 (20-20)	Green Bay	1/9/09
1.000 (15-15)	Youngstown State	1/7/08
.955 (21-22)	Loyola	2/16/95
.952 (20-21)	Denver	11/13/15
.941 (16-17)	Loyola	11/8/13
.933 (14-15)	Green Bay	2/25/02
.931 (27-29)	Western Michigan	1/26/91
.929 (13-14)	Cleveland State	1/24/10
.929 (13-14)	Butler	3/1/03
.929 (13-14)	Eastern Illinois	1/29/94

Rebounds

59	Loyola	1/28/09
57	SIU Edwardsville	1/12/09
56	Alcorn State	12/7/92
56	Chicago State	3/2/94
55	Judson	12/13/15
53	UIC	1/31/09
53	Cleveland State	2/28/04
53	UIC	2/17/96
53	Cal State Northridge	1/17/91

Offensive Rebounds

34	Loyola	1/28/09
32	Northeastern Illinois	12/3/92
28	Northern Illinois	12/15/92
27	Upper Iowa	11/21/05
26	Cal State Northridge	1/17/91
24	Wright State	2/22/96
24	Sacramento State	1/23/93
24	Wright State	2/28/91
23	Detroit	1/4/07
23	Western Illinois	12/5/95
23	Eastern Michigan	12/6/93
23	Illinois	12/3/90

Victory Margin

+79	Mount Senario (100-21)	12/27/00
+62	Prairie View A&M (117-55)	11/20/04
+52	Sacramento State (96-44)	1/23/93
+51	Judson (125-74)	12/13/15
+41	Youngstown State (98-57)	2/9/06
+40	NE Illinois (112-72)	2/2/91
+38	Illinois Tech (101-63)	11/24/95
+37	Parkside (87-50)	11/23/04
+37	Chicago State (84-47)	12/4/01
+36	Youngstown State (87-51)	2/22/16

Rebound Margin

+36	Loyola	1/28/09
+28	Judson	12/13/15
+28	Wright State	1/20/15
+25	Wright State	2/27/03
+25	Chicago State	3/2/94
+24	Butler	2/4/06
+24	Upper Iowa	11/21/05
+24	Sacramento State	1/23/93

Single-Game MKE Team Records

Assists

32	Judson	12/13/15
32	Prairie View A&M	11/20/04
29	Mount Senario	12/27/00
28	Cleveland State	2/28/04
26	Judson	11/26/13
26	Rice	3/17/04
26	Youngstown State	2/9/02
26	UTC	1/11/01
25	Youngstown State	2/9/06
25	Loyola	1/14/01

Steals

22	Florida International	3/2/91
21	Illinois Tech	11/24/95
20	Upper Iowa	11/9/07
20	Mount Senario	12/27/00
20	Nicholls State	3/4/91
18	Wright State	1/20/96
17	South Dakota State	11/20/07
17	Chicago State	12/4/01
16	Maine	12/9/91
16	Parkside	11/30/91

Blocked Shots

14	Northern Kentucky	1/4/16
11	Illinois Tech	11/24/95
10	San Diego	12/23/00
9	IUPUI	2/16/18
9	Detroit Mercy	12/30/17
9	UTC	2/5/05
9	UTC	3/8/03
9	Green Bay	1/13/93
8	Eleven times	
	Last: vs. IUPUI	11/19/14

Turnovers

31	Western Michigan	11/29/97
28	Sacramento State	1/9/92
25	Wright State	2/10/12
25	Drake	2/17/07
25	Air Force	1/2/04
25	Mississippi Valley State	12/14/02
25	Toledo	11/26/97
24	Texas State	11/23/09
24	Mississippi Valley State	11/26/02
24	Wisconsin	11/16/98
24	Wright State	2/22/96
24	Northeastern Illinois	12/5/94

Personal Fouls

37	UTC	1/11/01
35	Butler	1/8/96
33	Texas State	11/23/09
33	Marquette	11/26/95
31	Northern Illinois	2/15/96
31	UMKC	2/1/93
30	San Diego	1/2/01
30	Northern Illinois	3/2/96
30	Wisconsin	12/23/95
29	Nine times	
	Last: 11/13/10 vs. Florida Atlantic	

Fewest Points Scored

34	Cleveland State	1/27/01
35	Toledo	11/26/97
36	Butler	3/1/97
37	Wisconsin	12/15/04
39	Wisconsin	12/12/07

Fewest Points - First Half

11	Butler	2/15/97
13	Green Bay	2/20/95
14	Wisconsin	12/15/04
14	Cleveland State	1/5/98
14	Green Bay	1/18/96
14	Drake	1/18/92

Fewest Points - Second Half

15	Cleveland State	1/27/01
15	Green Bay	2/24/97

Fewest Field Goals Made

12	Cleveland State	1/4/14
12	Butler	3/8/11
12	Wisconsin	12/8/10
12	Memphis	11/15/05
12	Cleveland State	1/27/01

Fewest Field Goals Attempted

36	Air Force	11/28/04
37	Detroit	2/24/01
39	Wisconsin	12/8/10
40	Five times	
	Last: at Cleveland State	1/2/15

Lowest Field Goal Percentage

.217 (13-60)	Illinois	12/6/00
.222 (12-54)	Memphis	11/15/05
.231 (12-52)	Cleveland State	1/27/01
.241 (13-54)	Butler	1/24/09
.241 (14-58)	Marquette	11/24/96

Fewest Three-Point Field Goals Made

0	Cleveland State	1/4/14
0	Butler	2/4/06
0	Western Michigan	12/15/01
0	Valparaiso	12/7/96
0	Northeastern Illinois	12/7/95
0	Central Michigan	1/9/91

Fewest Three-Point Field Goals Attempted

5	Northeastern Illinois	12/14/95
5	Central Michigan	12/8/93
6	Central Michigan	1/9/91
7	Wisconsin	12/8/10
7	Valparaiso	12/7/96
7	Northeastern Illinois	12/7/95

Lowest Three-Point Field Goal Percentage

.000 (0-21)	Western Michigan	12/15/01
.000 (0-16)	Cleveland State	1/4/14
.000 (0-13)	Butler	2/4/06
.000 (0-7)	Valparaiso	12/7/96
.000 (0-7)	Northeastern Illinois	12/7/95
.000 (0-6)	Central Michigan	1/9/91

Fewest Free Throws Made

1	Wisconsin	12/12/07
1	Wright State	2/17/01
1	Western Illinois	11/26/96
2	Five times	
	Last: Wisconsin	11/24/17

Fewest Free Throws Attempted

2	Belmont	12/19/16
2	Western Illinois	11/26/96
3	Northern Kentucky	2/6/16
3	Wisconsin	12/12/97
3	Butler	3/1/97

Lowest Free Throw Percentage (min. 10 att.)

.091 (1-11)	Wright State	2/17/01
.273 (3-11)	Kansas	12/22/04
.333 (6-18)	Butler	1/26/12
.353 (6-17)	Southern Utah	2/24/93
.364 (4-11)	Wright State	2/10/18
.381 (8-21)	Oakland	1/29/17
.385 (5-13)	Wright State	2/13/97
.385 (5-13)	Wisconsin	12/23/95

Fewest Rebounds

16	Wisconsin	12/12/07
16	Detroit	1/2/99
17	Utah	12/30/91
19	Wisconsin	12/8/10
21	Cleveland State	1/9/16

Fewest Offensive Rebounds

3	Cleveland State	1/9/16
3	SIUE	12/3/15
3	Detroit	1/14/12
3	UC Davis	11/15/08
3	Fairleigh Dickinson	12/22/97

Fewest Assists

2	Cleveland State	1/4/14
3	Wisconsin	11/24/17
3	Wisconsin	12/14/94
4	Wisconsin	12/8/10
4	Wright State	2/2/06
4	Air Force	1/2/04
4	Florida Atlantic	3/4/95

Fewest Steals

0	Notre Dame	11/17/15
0	Butler	1/23/11
0	Cleveland State	2/18/10
0	Butler	1/2/10
1	Seven times	
	Last: Wright State	3/11/14

Fewest Turnovers

4	Washington State	11/11/06
4	Butler	2/16/05
5	Eight times	
	Last: Elon	11/19/17

Fewest Fouls

7	Mount Senario	12/27/00
8	Michigan Tech	12/6/99
8	Sacramento State	1/23/93
9	Texas Southern	11/20/11
9	Cleveland State	1/2/06

Points

50	Von McDade at Illinois	12/3/90
43	Von McDade at Southern Utah	2/19/91
42	Von McDade vs. Wright State	2/28/91
42	Von McDade vs. W. Michigan	1/26/91
42	Von McDade vs. Southern Utah	12/8/90
40	Clay Tucker at Wright State	2/27/03
39	Von McDade vs. Nichols State	3/4/91
38	Ed McCants vs. Detroit	1/3/05
38	Shannon Smith vs. NE Illinois	12/5/94
38	Von McDade vs. Utah	11/28/90

Field Goals Made

15	Clay Tucker at Wright State	2/27/03
15	Von McDade at Wright State	2/28/91
15	Von McDade at Illinois	12/3/90
14	Akeem Springs at Youngstown State	1/7/16
14	Anthony Hill vs. Youngstown State	12/2/10
14	Craig Greene at Central Michigan	3/6/92
14	Von McDade at Nichols St.	3/4/91
14	Von McDade at Utah	11/28/90

Field Goals Attempted

44	Von McDade at Illinois	12/3/90
35	Von McDade at Southern Utah	2/19/91
30	Von McDade at Utah	11/28/90
28	Shannon Smith at SEMO	3/2/92
28	Von McDade vs. Youngstown State	2/7/91

Field Goal Percentage (10 made)

.846 (11-13)	Adrian Tigert vs. Florida	3/18/06
.846 (11-13)	Dylan Page at Loyola	2/1/03
.833 (10-12)	Bryce Nze at UIC	1/17/17
.833 (10-12)	Marc Mitchell at Sacramento State	2/11/92
.769 (10-13)	Avery Smith vs. Wyoming	12/27/06
.769 (10-13)	Joah Tucker at Green Bay	1/24/04

Minutes Played

47	Brock Stull at Youngstown State	12/29/16
47	Dan Weisse at UIC	1/11/01
47	Jason Frederick at UIC	1/11/01
46	Cody Wichmann at Youngstown State	12/29/16
46	Craig Greene at Sacramento State	1/9/92
46	Joe Schultz at Illinois	12/3/90
45	Eight times	
Last:	Jordan Johnson vs. South Dakota	12/17/15



Ronnie Jones

Three-Point Field Goals Made

10	Ronnie Jones at Youngstown State	1/2/02
9	Ed McCants vs. Detroit	1/3/05
9	Von McDade at Illinois	12/3/90
9	Pat Easterlin vs Wright State	2/21/94
8	Avery Smith at Oakland	12/2/06
8	Ray Perine vs. Parkside	12/9/92

Three-Point Field Goals Attempted

22	Von McDade at Illinois	12/3/90
19	Clay Tucker at UIC	2/12/00
17	Ed McCants vs. Detroit	1/3/05
16	Ed McCants vs. Hawai'i	2/19/05
16	Von McDade at Southern Utah	2/19/91

Three-Point Field Goal Pct. (5 made)

1.000 (6-6)	Joe Schultz vs. Cal-St. Northridge	2/11/91
1.000 (5-5)	Cameron Harvey at Montana State	12/05/16
1.000 (5-5)	Cody Wichmann vs. Trinity Int'l.	11/20/15
1.000 (5-5)	Tony Meier and Paris Guley at DePaul	12/5/11
.833 (10-12)	Ronnie Jones at Youngstown State	1/2/02

Free Throws Made

18	Chad Angeli vs. Cleveland State	1/29/00
18	Chad Angeli vs. Detroit	1/27/00
16	Chad Angeli vs. Loyola	2/12/98
15	Four times	
Last:	Anthony Hill vs. Green Bay	2/5/11

Free Throws Attempted

21	Chad Angeli vs. Cleveland State	1/29/00
21	Chad Angeli vs. Detroit	1/27/00
19	Michael Hughes vs. NE Illinois	1/17/94
19	Michael Hughes vs. Youngs. State	1/6/94
18	Four times	
Last:	Anthony Hill vs. Green Bay	2/5/11

Free Throw Percentage (10 made)

1.000 (13-13)	Derek Durham at Stetson	12/28/95
1.000 (12-12)	Shannon Smith vs. Loyola	2/16/95
1.000 (12-12)	Chris Hill at Youngstown State	2/14/04
1.000 (11-11)	Three players	
Last:	Jordan Johnson vs. Green Bay	3/6/16
1.000 (10-10)	Four players	
Last:	Jordan Aaron at Green Bay	2/8/14

Rebounds

18	Nathan Schrameyer vs. SEMO	3/2/95
17	Bryce Nze vs. IUPUI	2/16/18
17	Brock Stull at Detroit Mercy	01/27/17
17	Matt Tiby vs. South Dakota	12/17/15
17	Matt Tiby vs. Oakland	2/02/14
17	James Haarsma vs. SW Minn. St.	11/12/11
17	Marcus Skinner vs. Green Bay	2/16/08
16	Three times	
Last:	Tony Meier vs. UIC	1/31/09

Assists

15	Jordan Johnson vs. UIC	2/28/16
14	Kaylon Williams at UIC	2/12/11
13	Jordan Johnson vs. Duquesne	11/24/15
13	Marc Mitchell vs. NE Illinois	12/3/92
13	Marc Mitchell vs. Parkside	11/30/91
12	Five times	
Last:	Jordan Johnson at UIC	1/16/16

Steals

8	Von McDade vs. Southern Utah	12/8/90
7	Kelvin Anderson vs. Butler	1/5/95
7	Marc Mitchell vs. Sacramento St.	1/23/93
7	Marc Mitchell vs. Oshkosh	12/3/91
7	Von McDade vs. W. Michigan	1/26/91
7	Von McDade vs. UMKC	12/29/90

Blocked Shots

8	J.J. Panoske vs. Northern Kentucky	1/4/16
7	J.J. Panoske vs. Loyola	2/12/13
6	Ryan Allen at Marquette	12/22/11
5	Nine times	
Last:	J.J. Panoske vs. Detroit	1/24/14

Turnovers

11	Marc Mitchell vs. W. Michigan	12/1/92
8	Six times	
Last:	Jordan Johnson vs. N. Kentucky	2/6/16

Triple-Doubles

Jordan Johnson vs. Youngstown State	2/22/16
10 points/10 assists/10 rebounds	
Kaylon Williams vs. Butler	1/4/11
10 points/10 assists/10 rebounds	
Marc Mitchell vs. UMKC	2/1/93
13 points/11 assists/10 rebounds	
Marc Mitchell vs. Alcorn State	12/7/92
16 points/12 assists/10 rebounds	

Single-Season MKE Team Records

<u>Games</u>		<u>Field Goal Percentage</u>		<u>Free Throws Attempted</u>	
35	2016-17	.477 (838-1757)	2003-04	823	2013-14
35	2013-14	.471 (874-1855)	2002-03	791	2009-10
34	2011-12	.456 (879-1927)	2015-16	774	2010-11
34	2009-10	.456 (833-1819)	1991-92	719	2005-06
33	2017-18/2015-16/2010-11	.455 (775-1700)	1992-93	718	2015-16
<u>Victories</u>		<u>Three-Point Field Goals Made</u>		<u>Free Throw Percentage</u>	
26	2004-05 (26-6)	306	2015-16	.772 (554-718)	2015-16
24	2002-03 (24-8)	272	2016-17	.745 (433-581)	1993-94
23	1992-93 (23-4)	264	2011-12	.737 (434-589)	2014-15
22	2005-06 (22-9)	262	2004-05	.734 (604-823)	2013-14
21	2013-14 (21-14)	257	2001-02	.733 (482-658)	1999-2000
20	2015-16 (20-13)	<u>Three-Point FG Attempted</u>		<u>Assists</u>	
20	2011-12 (20-14)	842	2015-16	566	2015-16
20	2009-10 (20-14)	782	2016-17	542	2002-03
20	2003-04 (20-11)	763	2011-12	521	2003-04
20	1991-92 (20-8)	754	2013-14	476	2013-14
<u>Consecutive Victories</u>		747	2009-10	476	2001-02
11	2004-05	<u>Three-Point FG Percentage</u>		<u>Steals</u>	
10	1992-93	.402 (237-589)	1990-91	307	1990-91
<u>Points</u>		.389 (206-529)	1992-93	283	2002-03
2618	2015-16	.383 (230-600)	1991-92	267	2004-05
2466	2002-03	.372 (214-575)	2003-04	266	1991-92
2465	2013-14	.366 (244-666)	2000-01	264	2001-02
2400	2004-05	<u>Total Rebounds</u>		264	1995-96
2395	2003-04	1241	2009-10	<u>Blocked Shots</u>	
2373	1990-91	1194	2015-16	125	2017-18
<u>Scoring Average</u>		1185	2005-06	118	2003-04
84.8	1990-91	1182	2013-14	114	2004-05
79.9	1991-92	1182	2008-09	114	2002-03
79.7	1992-93	<u>Total Rebound Average</u>		102	1993-94
79.3	2015-16	38.4	1992-93	<u>Turnovers</u>	
77.3	2003-04	38.2	2005-06	481	2003-04
77.1	2002-03	38.1	2008-09	475	2002-03
75.6	2001-02	37.8	1990-91	469	2013-14
75.0	2004-05	36.5	2009-10	467	2011-12
74.0	2005-06	<u>Offensive Rebounds</u>		465	2009-10
<u>Field Goals Made</u>		452	2005-06	<u>Personal Fouls</u>	
879	2015-16	433	1990-91	658	1995-96
874	2002-03	421	2004-05	655	2006-07
860	2016-17	406	2006-07	649	2003-04
859	1990-91	392	1992-93	649	2002-03
838	2003-04	<u>Free Throws Made</u>		641	2016-17
834	2017-18	604	2013-14	<u>Disqualifications</u>	
<u>Field Goals Attempted</u>		554	2015-16	35	1995-96
1950	2016-17	542	2009-10	27	1996-97
1927	2015-16	506	2010-11	27	1994-95
1907	1990-91	505	2003-04	22	2006-07
1888	2013-14			18	1990-91
1872	2017-18				
1859	2004-05				

Single Season Records NCAA Div. I

Games Played

35	Cody Wichmann	2016-17
35	Brock Stull	2016-17
35	Cameron Harvey	2016-17
35	August Haas	2016-17
35	Bryze Nze	2016-17
35	Jeremiah Bell	2016-17
35	Bryce Barnes	2016-17
35	Kyle Kelm	2013-14
35	Steve McWhorter	2013-14
35	Matt Tiby	2013-14
35	Austin Arians	2013-14

Games Started

35	Cody Wichmann	2016-17
35	Brock Stull	2016-17
35	August Haas	2016-17
35	Steve McWhorter	2013-14
35	Matt Tiby	2013-14
34	Ryan Allen	2011-12
34	Ricky Franklin	2009-10
34	Jerard Ajami	2009-10
34	James Eayrs	2009-10
33	Seven players tied	

Minutes Played

1212	Ricky Franklin	2009-10
1195	Steve McWhorter	2013-14
1167	Brock Stull	2016-17
1162	Jordan Johnson	2015-16
1148	Cody Wichmann	2016-17

Points

830	Von McDade	1990-91
661	Shannon Smith	1994-95
647	Dylan Page	2003-04
565	Dylan Page	2002-03
556	Ed McCants	2004-05
550	Clay Tucker	2002-03
531	Ed McCants	2003-04
517	Joah Tucker	2004-05
514	Matt Tiby	2015-16
510	Joah Tucker	2005-06
510	Clay Tucker	2001-02

Scoring Average

29.6	Von McDade	1990-91
24.5	Shannon Smith	1994-95
20.9	Dylan Page	2003-04
20.1	Michael Hughes	1993-94
18.3	Clay Tucker	2002-03

Field Goals Made

274	Von McDade	1990-91
227	Dylan Page	2003-04
209	Dylan Page	2002-03
199	Shannon Smith	1994-95
191	Joah Tucker	2004-05
188	Clay Tucker	2002-03
186	Ed McCants	2003-04
185	Clay Tucker	2001-02
182	Ed McCants	2004-05
179	Joah Tucker	2005-06

Field Goals Attempted

633	Von McDade	1990-91
505	Shannon Smith	1994-95
456	Ed McCants	2004-05
448	Dylan Page	2003-04

439	Clay Tucker	2002-03
-----	-------------	---------

Field Goal Percentage (100 att.)

.664 (99-149)	Brett Prah	2016-17
.662 (100-151)	Bryce Nze	2016-17
.622 (130-209)	Brett Prah	2017-18
.610 (86-141)	Adrian Tigert	2001-02
.595 (209-351)	Dylan Page	2002-03
.593 (70-118)	Chad Angeli	1997-98
.588 (67-114)	Adrian Tigert	2003-04

Three-Point Field Goals Made

107	Ed McCants	2004-05
104	Ed McCants	2003-04
97	Cody Wichmann	2016-17
96	Von McDade	1990-91
91	Boo Davis	2005-06
87	Pat Easterlin	1992-93

Three-Point Field Goals Attempted

285	Ed McCants	2004-05
266	Cody Wichmann	2016-17
243	Ed McCants	2003-04
242	Von McDade	1990-91
235	Tone Boyle	2010-11
234	Boo Davis	2005-06

Three-Point Field Goal Pct. (45 att.)

.492 (59-120)	Joe Schultz	1990-91
.489 (22-45)	Craig Greene	1990-91
.483 (42-87)	Cody Wichmann	2015-16
.467 (21-45)	Allan Hanson	2005-06
.463 (74-160)	Joe Schultz	1991-92
.443 (66-149)	Tony Meier	2010-11

Free Throws Made

212	Shannon Smith	1994-95
209	Chad Angeli	1998-99
208	Chad Angeli	1999-2000
186	Von McDade	1990-91
172	Michael Hughes	1993-94
169	Matt Tiby	2013-14
161	Matt Tiby	2015-16
156	Jordan Johnson	2015-16
145	Anthony Hill	2010-11
134	Dylan Page	2003-04

Free Throws Attempted

268	Shannon Smith	1994-95
265	Chad Angeli	1999-00
257	Chad Angeli	1998-99
238	Von McDade	1990-91
225	Matt Tiby	2013-14

Free Throw Percentage (min. 40 att.)

.870 (40-46)	Pat Easterlin	1993-94
.864 (95-110)	Jordan Aaron	2012-13
.857 (36-42)	J.J. Panoske	2014-15
.849 (62-73)	James Eayrs	2008-09
.846 (44-52)	Jeremy Johnson	2016-17
.846 (44-52)	Austin Arians	2015-16
.831 (49-59)	Boo Davis	2004-05

Assists

267	Jordan Johnson	2015-16
215	Kaylon Williams	2011-12
189	Marc Mitchell	1992-93
178	Kaylon Williams	2010-11
156	Marc Mitchell	1991-92

140	Steve McWhorter	2013-14
-----	-----------------	---------

Assists Average

8.1	Jordan Johnson	2015-16
7.0	Marc Mitchell	1992-93
6.5	Kaylon Williams	2011-12
6.2	Marc Mitchell	1991-92
5.4	Kaylon Williams	2010-11

Rebounds

280	Bryce Nze	2017-18
272	Matt Tiby	2015-16
234	Matt Tiby	2014-15
232	Brock Stull	2016-17
228	Matt Tiby	2013-14
214	Adrian Tigert	2004-05
212	Anthony Hill	2010-11
212	Adrian Tigert	2005-06
207	Dylan Page	2002-03

Rebound Average

8.5	Bryce Nze	2017-18
8.2	Matt Tiby	2015-16
7.8	Matt Tiby	2014-15
7.3	Adrian Tigert	2005-06
7.3	Randy Doss	1990-91
7.1	Roderick Johnson	1995-96
7.1	Michael Hughes	1993-94

Offensive Rebounds

96	Bryce Nze	2017-18
90	Anthony Hill	2010-11
88	Randy Doss	1990-91
85	James Haarsma	2011-12
85	Roderick Johnson	1995-96
77	Adrian Tigert	2005-06

Steals

97	Von McDade	1990-91
78	Marc Mitchell	1992-93
78	Marc Mitchell	1991-92
65	Clay Tucker	2001-02
59	Clay Tucker	2002-03

Blocks

54	J.J. Panoske	2015-16
48	Bryce Nze	2017-18
46	Brett Prah	2017-18
41	J.J. Panoske	2012-13
40	Ryan Allen	2011-12
37	Dylan Page	2003-04
37	Eugene Sims	1993-94

Turnovers

125	Kaylon Williams	2011-12
111	Von McDade	1990-91
106	Kaylon Williams	2010-11
102	Ricky Franklin	2009-10
98	Two players	

Personal Fouls

115	Kevin Massiah	2006-07
112	Nate Mielke	2002-03
108	Anthony Hill	2010-11
107	Steve McWhorter	2013-14
105	Bryce Nze	2016-17
103	Tony Meier	2010-11

Career Records NCAA Division I

Games Played

126	Cody Wichmann	2013-17
125	J.J. Panoske	2012-16
125	Kyle Kelm	2010-14
125	Ricky Franklin	2006-10
120	Anthony Hill	2007-11
120	Adrian Tigert	2001-06
119	Tony Meier	2008-12
118	Jason Frederick	1999-2003
118	Ronnie Jones	1999-2003
118	Dan Weissse	1999-2003
116	Chris Hill	2001-06

Games Started

119	Adrian Tigert	2001-06
111	Chad Angeli	1997-2001
110	Ricky Franklin	2006-10
110	Clay Tucker	1999-2003
98	Matt Tiby	2013-16
97	Tony Meier	2008-12
94	Joah Tucker	2003-06
83	Craig Greene*	1990-93
82	J.J. Panoske	2012-16
82	Ronnie Jones	1999-2003

Minutes Played

3820	Ricky Franklin	2006-10
3497	Clay Tucker	1999-2003
3365	Adrian Tigert	2001-06
3222	Chad Angeli	1997-01
2988	Jason Frederick	1999-2003
2849	Ronnie Jones	1999-2003
2841	Pat McCabe	1994-98
2811	Matt Tiby	2013-16
2805	Kyle Kelm	2010-14
2773	Chris Hill	2001-06

Points

1788	Clay Tucker	1999-2003
1417	Chad Angeli	1997-2001
1416	Joah Tucker	2003-06
1388	Dylan Page	2000-04
1332	Matt Tiby	2013-16
1291	Ricky Franklin	2006-10
1185	Jason Frederick	1999-2003
1182	Ronnie Jones	1999-2003
1174	Craig Greene*	1990-93
1091	Adrian Tigert	2001-06
1087	Ed McCants	2003-05

Scoring Average

29.3	Von McDade	1990-91
20.1	Michael Hughes	1993-94
18.5	Shannon Smith	1994-96
17.3	Ed McCants	2003-05
16.6	Marc Mitchell	1991-93

Field Goals Made

614	Clay Tucker	1999-2003
515	Joah Tucker	2003-06
503	Dylan Page	2000-04
440	Craig Greene*	1990-93
433	Ricky Franklin	2006-10

Field Goals Attempted

1504	Clay Tucker	1999-2003
1150	Ricky Franklin	2006-10
1087	Joah Tucker	2003-06
1034	Jason Frederick	1999-2003
976	Ronnie Jones	1999-2003

Field Goal Percentage (400 att.)

.638 (261-409)	Brett Prah	2014-18
.578 (416-720)	Adrian Tigert	2001-06
.568 (407-716)	Chad Angeli	1997-01
.523 (503-961)	Dylan Page	2000-04
.496 (440-886)	Craig Greene	1990-93
.491 (360-733)	Anthony Hill	2007-11
.491 (317-645)	Marc Mitchell	1991-93

Three-Point Field Goals Made

264	Clay Tucker	1999-2003
244	Jason Frederick	1999-2003
211	Ed McCants	2003-05
201	Ronnie Jones	1999-2003
198	Cody Wichmann	2013-17
197	Pat McCabe	1994-98

Three-Point Field Goals Attempted

744	Clay Tucker	1999-2003
644	Jason Frederick	1999-2003
554	Ricky Franklin	2006-10
528	Austin Arians	2012-16
528	Ed McCants	2003-05

Three-Point Field Goal Pct. (150 att.)

.475 (133-280)	Joe Schultz	1990-92
.423 (124-293)	Craig Greene	1990-93
.401 (159-397)	Pat Easterlin	1992-94
.400 (211-528)	Ed McCants	2003-05
.397 (96-242)	Von McDade	1990-91
.391 (198-506)	Cody Wichmann	2013-17

Free Throws Made

602	Chad Angeli	1997-2001
455	Matt Tiby	2013-16
324	Joah Tucker	2003-06
299	Dylan Page	2000-04
296	Clay Tucker	1999-2003
292	Anthony Hill	2007-11

Free Throws Attempted

785	Chad Angeli	1997-2001
574	Matt Tiby	2013-16
477	Joah Tucker	2003-06
436	Anthony Hill	2007-11
413	Clay Tucker	1999-2003
383	Dylan Page	2000-04

Free Throw Percentage (150 att.)

.838 (207-247)	Jordan Aaron	2012-14
.814 (140-172)	Ed McCants	2003-05
.793 (455-574)	Matt Tiby	2013-16
.782 (186-238)	Von McDade	1990-91
.781 (299-383)	Dylan Page	2000-04
.771 (172-223)	Michael Hughes	1993-94
.765 (173-226)	Tony Meier	2008-12

Assists

383	Kaylon Williams	2010-12
345	Marc Mitchell	1991-93
341	Clay Tucker	1999-2003
333	Cyrus Caldwell	1996-99
332	Ricky Franklin	2006-10

Rebounds

760	Adrian Tigert	2001-06
734	Matt Tiby	2013-16
592	Clay Tucker	1999-2003
520	Dylan Page	2000-04
519	Chad Angeli	1997-2001
513	Anthony Hill	2007-11
513	Joah Tucker	2003-06
505	Craig Greene*	1990-93
492	Ricky Franklin	2006-10

Rebound Average

7.5	Matt Tiby	2013-16
7.1	Michael Hughes	1993-94
6.7	Bryce Nze	2016-18
6.3	Adrian Tigert	2001-06
6.1	Paige Paulsen	2007-08
6.1	Craig Greene*	1990-93

Steals

194	Clay Tucker	1999-2003
156	Marc Mitchell	1991-93
131	Ronnie Jones	1999-2003
120	Chris Hill	2001-06
114	Ricky Franklin	2006-10
114	Craig Greene*	1990-93

Blocks

154	J.J. Panoske	2012-16
87	Craig Greene*	1990-93
78	Nate Mielke	2001-04
77	Clay Tucker	1999-2003
74	Dylan Page	2000-04

Turnovers

267	Joah Tucker	2003-06
258	Ricky Franklin	2006-10
252	Chad Angeli	1997-2001
245	Matt Tiby	2013-16
239	Cyrus Caldwell	1996-99

Personal Fouls

340	Ricky Franklin	2006-10
304	Tony Meier	2008-12
302	Chad Angeli	1997-01
289	Pat McCabe	1994-98
275	Anthony Hill	2010-11

Disqualifications

15	Otto McDuffie	1995-97
14	Nathan Schrameyer	1993-96
12	Ricky Franklin	2006-10
11	Chad Angeli	1997-01
11	Roderick Johnson	1995-97

* - Indicates player who also played in non-DI era;
those stats are not included in totals

Opponent Single-Game Records

Most Points

120	Illinois	12/3/90
112	UIC	1/11/01
110	Sacramento State	1/9/92

Most Points - First Half

54	at Wisconsin	11/27/93
53	at Xavier	1/26/95
52	UIC	2/18/95
52	at Marquette	12/2/94

Most Points - Second Half

61	UIC	1/9/03
60	Wright State	2/28/91
58	Two Times	
	Last: Cleveland State	1/29/00

Most Field Goals

43	Illinois	12/3/90
41	Wisconsin	11/27/93
41	Sacramento State	1/9/92

Most Field Goal Attempts

84	UIC	1/10/94
83	Bradley	12/20/08
80	South Dakota	12/17/15
80	NE Illinois	12/3/92

Highest Field Goal Percentage

.675 (27-40)	Loyola	12/10/16
.653 (32-49)	Loyola	1/6/07
.648 (35-54)	Duquesne	11/24/15
.647 (33-51)	UMKC	12/12/98
.645 (32-52)	Loyola	2/10/00

Most Three-Point Field Goals

18	Detroit	2/26/00
16	Western Illinois	12/9/17
16	Judson	12/13/15

Most Three-Point Field Goal Attempts

37	Judson	12/13/15
36	Wright State	1/16/10
35	Butler	1/24/09

Three-Point Field Goal Pct (10 made)

.667 (12-18)	Wright State	3/6/09
.650 (13-20)	UIC	12/6/07
.647 (11-17)	Oakland	1/25/16
.636 (14-22)	Cleveland State	12/4/10

Most Free Throws Made

38	UIC	1/9/03
38	UMKC	1/4/92
35	Northern Illinois	2/15/96

Most Free Throws Attempted

54	UIC	1/11/01
47	Butler	1/8/96
46	Florida Atlantic	11/13/10

Highest Free Throw Pct. (10 made)

.947 (18-19)	Green Bay	2/2/98
.938 (15-16)	Cal Davis	11/15/08
.933 (14-15)	Loyola	2/14/07

Most Rebounds

59	Cleveland State	1/15/94
56	Northeastern Illinois	2/13/93
55	UIC	1/11/01
55	Marquette	12/2/94

Rebound Margin

+26	Cleveland State	2/9/95
+25	Valparaiso	1/14/16
+25	Iowa State	11/30/01
+24	Detroit	1/2/99

Most Assists

31	Utah	12/26/92
28	SEMO	3/2/95
26	Two Times	
	Last: 11/30/07 at Marquette	

Most Steals

18	Western Michigan	11/29/97
18	Northern Illinois	2/4/95
16	Valparaiso	12/11/02

Most Blocked Shots

12	Loyola	2/20/97
11	Marquette	11/24/96
10	Six times	
	Last: Green Bay	1/6/17

Most Turnovers

31	Florida International	12/6/02
30	Four times	
	Last: Virginia Tech	12/8/01

Most Personal Fouls

34	Cleveland State	1/29/00
32	Central Michigan	12/19/07
32	Cleveland State	1/2/06

Most Disqualifications

3	Seven times	
	Last: UIC	3/2/10

Fewest Points

21	Mount Senario	12/27/00
37	UC Irvine	11/26/16
38	Wright State	1/12/12
38	Texas Southern	11/20/11
39	Youngstown State	1/7/08

Fewest Points - First Half

11	Mount Senario	12/27/00
12	Valparaiso	3/4/17
13	Texas Southern	11/20/11

Fewest Points - Second Half

10	Mount Senario	12/27/00
11	UIC	1/12/01
15	Stony Brook	1/4/00

Fewest Field Goals

7	Mount Senario	12/27/00
10	Detroit	1/9/97
11	UC Irvine	11/26/16

Fewest Field Goals Attempted

31	Detroit	1/9/97
31	Drake	1/18/92
35	Wisconsin	12/16/01

Lowest Field Goal Percentage

.189 (7-37)	Mount Senario	12/27/00
.215 (14-65)	UIC	2/17/96
.245 (12-49)	Youngstown State	1/7/08

Fewest Three-Point Field Goals

0	Six times	
	Last: Detroit	2/10/12

Fewest Three-Point Field Goals Attempted

4	Green Bay	2/19/96
5	Three times	
	Last: Butler	2/18/99

Lowest Three-Point Field Goal Percentage

.000	Six times	
	Last: Detroit (0-13)	2/10/12

Fewest Free Throws Made

1	Detroit	2/21/06
2	Nine times	
	Last: Memphis	11/16/16

Fewest Free Throws Attempted

0	Green Bay	2/6/99
3	Three times	
	Last: Texas Southern	11/20/11

Lowest Free Throw Pct. (min. 5 att.)

.167 (2-12)	Memphis	11/16/16
.286 (2-7)	Green Bay	3/3/93
.313 (5-16)	Cal State Northridge	1/17/91

Fewest Rebounds

14	Mount Senario	12/27/00
19	Denver	11/13/15
19	Wright State	1/20/15
19	vs. Valparaiso	3/7/14
20	Cleveland State	2/8/03

Fewest Assists

3	Mount Senario	12/27/00
4	Five times	
	Last: Texas Southern	11/20/11

Fewest Steals

0	Four times	
	Last: Detroit	1/18/06

Fewest Turnovers

4	Wisconsin	12/10/14
5	Eight times	
	Last: Oakland	2/11/16

Fewest Personal Fouls

7	Cal State Northridge	1/17/91
8	Belmont	12/19/16
8	South Dakota State	11/27/16
9	Western Michigan	12/22/17
9	Northwestern	3/16/11
9	Butler	1/30/02

Opponent Season/ Individual Records

Points		Free Throws Attempted	
2494	2016-17	836	1995-96
2469	2013-14	791	1994-95
2391	2015-16	737	2002-03
2314	2009-10	710	2006-07
2300	2010-11	707	2013-14
Scoring Average		Free Throw Percentage	
80.4	1994-95	.745 (527-707)	2013-14
78.7	1990-91	.744 (375-504)	2017-18
74.3	1993-94	.717 (453-632)	2011-12
73.5	1995-96	.716 (504-704)	2003-04
73.0	1997-98	.7119 (430-604)	2010-11
		.7118 (373-524)	2014-15
Field Goals Made		Rebounds	
891	2016-17	1241	2013-14
882	2015-16	1175	2016-17
869	2013-14	1150	2011-12
832	2009-10	1142	1993-94
827	2010-11	1132	2008-09
Field Goals Attempted		Rebound Average	
1991	2013-14	42.2	1993-94
1966	2015-16	41.1	1994-95
1915	2016-17	39.6	1992-93
1898	2009-10	38.9	1995-96
1865	2017-18	38.5	1990-91
Field Goal Percentage		Assists	
.493 (759-1538)	1999-2000	479	2016-17
.476 (726-1524)	1994-95	443	1994-95
.475 (778-1639)	2006-07	429	1990-91
.473 (796-1682)	1990-91	428	2015-16
.465 (891-1915)	2016-17	415	2013-14
Three-Point Field Goals Made		Steals	
267	2016-17	248	2002-03
263	2017-18	240	2013-14
239	2015-16	238	2011-12
216	2010-11	227	2010-11
210	2009-10	222	2009-10
Three-Point FG Attempted		Blocked Shots	
757	2016-17	134	2017-18
689	2017-18	132	2013-14
657	2013-14	124	2016-17
641	2009-10	121	2006-07
628	2015-16	114	2005-06
Three-Point FG Percentage		Turnovers	
.404 (203-502)	1994-95	562	2004-05
.392 (186-475)	2014-15	561	2002-03
.381 (239-628)	2015-16	530	1990-91
.378 (148-391)	1997-98	512	1991-92
.377 (263-698)	2017-18	512	2001-02
Free Throws Made		Disqualifications	
559	1995-96	25	2003-04
527	2013-14	23	2009-10
519	2002-03	22	2010-11
516	1994-95	21	1999-00
504	2003-04	20	Two times

Opponent Individual Records (Since 1990)		
Points		
47	Damon Stringer (Cleveland St.)	1999-00
46	Andy Kaufmann (Illinois)	1990-91
42	Tyler Hall (Montana State)	2016-17
Field Goals Made		
16	Damon Stringer (Cleveland St.)	1999-00
15	Tyler Hall (Montana State)	2016-17
15	Andy Kaufmann (Illinois)	1990-91
15	Chase Simon (Detroit)	2009-10
Field Goals Attempted		
28	Javan Goodman (Loyola)	1998-99
27	Keifer Sykes (Green Bay)	2013-14
27	Reggie Smith (NE Illinois)	1992-93
27	Andy Kaufmann (Illinois)	1990-91
Three-Point Field Goals Made		
10	Desmond Ferguson (Detroit)	1999-00
9	Mark Johnson (SEMO)	1994-95
9	Marc Rybczyk (C. Conn.)	1991-92
Three-Point Field Goals Attempted		
18	Marc Rybczyk (C. Conn.)	1991-92
16	Desmond Ferguson (Detroit)	1999-00
16	Mark Johnson (SEMO)	1994-95
Free Throws Made		
18	Jared Dudley (Boston College)	2004-05
14	Garrick Vicks (Western Illinois)	1995-96
13	Gordon Hayward (Butler)	2009-10
13	Kammron Taylor (Wisconsin)	2005-06
Free Throws Attempted		
19	Nigel Hayes (Wisconsin)	2015-16
18	Garrick Vicks (Western Illinois)	1995-96
18	Sonny Johnson (Cleveland State)	1998-99
17	Sam Okey (Wisconsin)	1996-97
Rebounds		
21	Jared Dudley (Boston College)	2004-05
21	Jerome Sims (Youngstown St.)	1991-92
20	Tim Jackson (Youngstown St.)	1990-91
20	Kerry Sherwood (Southern Utah)	1990-91
20	Reggie Burcy (Chicago State)	1990-91
Assists		
13	Jerry Freshwater (SEMO)	1994-95
12	Kay Felder (Oakland) (2x)	2015-16
12	Boney Watson (Sam Houston State)	1997-98
11	Five times	
Steals		
7	Rob Edwards (Cleveland State)	2016-17
7	Aaron Hutchins (Marquette)	1996-97
7	Bryce Drew (Valparaiso)	1996-97
7	Shawn Harlan (UIC)	1994-95
Blocked Shots		
8	Jim McIlvaine (Marquette)	1993-94
7	Jaja Richards (Loyola)	1996-97
7	Shelby Thurmond (W. Illinois)	1992-93
Turnovers		
11	Van Usher (Tennessee Tech)	1990-91
10	Rob Edwards (Cleveland St.)	2015-16
8	Six players	
Minutes		
49	Cameron Morse (Youngstown State)	2016-17

All-Time Series Records

	W	L	First	Last		W	L	First	Last		W	L	First	Last
Abilene Christian	1	0	1987	1987	Dayton	0	1	1994	1994	Jackson State	1	2	1979	1980
Air Force	2	3	1974	2004	Defiance	0	1	1967	1967	James Madison	1	0	2013	2013
Akron	1	1	1980	1989	Denison	1	0	1980	1980	Jordan College	2	0	1937	1938
Alabama	1	0	2005	2005	Denver	1	0	2015	2015	Judson	2	0	2013	2015
Alabama State	1	0	2013	2013	DePaul	1	14	1952	2016	Kansas	0	1	2004	2004
Alcorn State	2	0	1992	1992	Detroit Mercy	29	23	1995	2018	Lakehead (Ontario)	0	1	1983	1983
Allen Bradley	0	1	1949	1956	Dominican-Racine	5	0	1966	1973	Lakeland	8	4	1965	1989
American College	5	0	1923	1926	Drake	1	2	1992	2008	Lake Forest	2	0	1968	1970
Anderson (Ind.)	0	1	1950	1950	Dubuque	4	2	1966	1968	Lake Superior State	2	0	1988	1989
Arizona State	0	1	1966	1966	Duquesne	0	1	2015	2015	La Salle	0	1	1995	1995
Arkansas	0	1	2014	2014	East Carolina	1	0	1980	1980	Lawrence	3	12	1902	1955
Arkansas State	1	2	1973	1979	East Tennessee State	0	2	1979	2016	Lewis	7	1	1914	1988
Auburn	0	1	2014	2014	Eastern Illinois	7	12	1949	1994	Lincoln	0	1	1960	1960
Augustana (S.D.)	2	1	1960	1989	Eastern Michigan	5	7	1968	1993	Lipscomb	2	0	2000	2015
Austin Peay	0	1	1980	1980	Endinboro State	1	0	1969	1969	Long Beach State	0	1	1970	1970
Ball State	4	5	1946	2008	Elmhurst	1	0	1967	1967	Long Island	1	1	1972	1972
Bellarmine	1	0	1969	1969	Elon	1	0	2017	2017	Loras	10	8	1956	1986
Belmont	0	2	2016	2017	Eureka	1	0	1984	1984	Loiusiana-LaFayette	1	0	2014	2014
Belmont Abbey	1	0	1978	1978	Evansville	0	3	1979	1997	Louisville	0	1	2001	2001
Beloit	3	8	1910	1986	Fairfield	2	2	1993	2012	Loyola Chicago	31	22	1924	2017
Bemidji State	1	1	1986	1989	Fairleigh Dickinson	2	2	1974	1999	Loyola Marymount	2	1	1968	2008
Bethune Cookman	2	0	1999	2000	Ferris State	3	4	1969	1989	Luther	1	1	1951	1952
Boston College	1	0	2005	2005	Florida	0	1	2006	2006	MSOE	3	0	1985	1986
Bowling Green	2	1	1975	2010	Florida Atlantic	1	2	1995	2010	Macalester.....	3	1	1949	1957
Bradley	3	2	1965	2013	Florida International	4	0	1990	2017	Maine	3	2	1978	2002
Brigham Young	0	1	1972	1972	Florida State	0	3	1971	1975	Manhattan	2	1	1973	2004
Buffalo	0	5	1967	2012	Georgia	0	1	2002	2002	Mankato State	0	2	1987	1988
Butler	12	34	1966	2012	George Williams	5	1	1934	1943	Marian	4	0	1984	1986
Cal Davis	2	0	2008	2010	Georgia Southern	1	1	1972	1974	Marquette	0	39	1902	2011
Cal State Northridge	5	1	1991	1993	Georgia Southwest	2	0	1970	1976	Marshall	0	1	1975	1975
Canisius	0	1	2000	2000	Gonzaga	1	1	1976	1978	Mary (N.D.)	2	0	1987	2012
Cardinal Stritch	1	1	1986	1986	Grand Valley State	1	3	1981	1990	McNeese State	1	1	1978	1980
Carroll (Wis.)	26	26	1905	1989	Green Bay	25	37	1971	2018	Memphis	0	4	1973	2016
Carroll (Mont.)	0	1	1965	1965	Hamline	0	2	1936	1937	Mercer	1	1	1973	1973
Carthage	4	3	1968	1986	Hawai'i	2	0	2005	2006	Miami (Ohio)	1	2	1947	2009
Case Western	1	0	1980	1980	Hillsdale	1	0	2009	2009	Michigan	0	1	2006	2006
Centenary	2	0	1977	1977	Houston Baptist	2	0	1977	1978	Michigan State	0	1	2011	2011
C. Connecticut State	1	0	1991	1991	Howard	3	0	1976	1979	Michigan-Central	0	1	1948	1948
Central Florida	2	0	1990	1991	Huron (S.D.)	0	1	1986	1986	Michigan Tech	5	2	1954	1999
Central Michigan	12	12	1946	2015	IPFW	0	1	1987	1987	Milton	18	4	1915	1982
Central State	1	0	1989	1989	IUPUI	4	4	1986	2018	Minnesota	1	1	1972	2015
Charleston	1	0	1980	1980	Idaho	0	1	1978	1978	Minnesota-Crookston	1	0	2014	2014
Chicago State	10	1	1949	2003	Idaho State	1	0	2003	2003	Minnesota-Duluth	1	2	1977	1984
Cincinnati	0	3	1975	1999	Illinois	1	4	1932	2005	Minnesota-Morris	1	0	1996	1996
Cleveland State	29	21	1994	2018	Illinois Benedictine	1	1	1983	1986	Mississi Valley State	2	0	2002	2002
Colgate	1	0	2009	2009	Illinois State	5	11	1949	1980	Missouri-Rolla	6	2	1970	1973
Colorado	0	4	1983	2001	Illinois Tech	12	7	1947	1995	Missouri State	1	2	2002	2006
Colorado College	3	0	1981	1983	Indiana State	2	6	1962	2009	Missouri-St. Louis	6	5	1968	1978
Colorado State	0	1	1974	1974	Indianapolis	1	1	1989	1989	Monmouth	2	1	1967	1969
Concordia-St. Paul	4	1	2001	2017	Iona	0	2	1978	1979	Montana	3	2	1965	2016
Concordia (Wis.)	37	8	1906	1986	Iowa	0	2	1968	2000	Montana State	3	1	1991	2017
Creighton	1	4	1967	1972	Iowa State	1	4	1995	2017	Morehead State	1	1	1991	1991
Davidson	2	0	2012	2013	Jacksonville	2	3	1975	2017	Mount Senario	2	0	1986	2000

All-Time Series Records

	W	L	First	Last		W	L	First	Last		W	L	First	Last
Mount St. Paul	1	0	1969	1969	St. Bonaventure	0	2	1978	1979	UMKC	6	5	1989	2014
MSOE	1	0	2016	2016	St. Cloud State	0	2	1987	1988	UNLV	0	1	1966	1966
Murray State	0	1	2015	2015	St. Cloud Teachers	0	1	1958	1958	UTEP	0	1	1971	1971
New Hampshire	2	0	1993	1993	St. Francis	1	0	1975	1975	Upper Iowa	4	0	1983	2008
New Orleans	0	4	1970	1976	St. John's (Minn.)	1	1	1905	1984	Utah	0	6	1990	1999
Niagara	1	1	2010	2011	St. Joseph's (Ind.)	3	1	1966	1969	Utah State	0	1	1974	1974
Nichols State	2	0	1991	1991	Saint Louis	2	2	1978	2005	Valparaiso	13	22	1977	2017
North Carolina-Wilmington	0	2	1977	1977	St. Mary's (Minn.)	1	3	1932	1965	Villanova	0	1	2014	2014
North Central	4	0	1936	1988	St. Mary's (Tex.)	1	0	1973	1973	Virginia Tech	1	1	1977	2001
North Carolina State	0	1	2003	2003	St. Norbert	32	25	1936	1989	Virginia Union	0	2	1980	1989
North Dakota	1	2	1975	1987	St. Peter's (N.J.)	1	0	1971	1971	Viterbo	1	0	1988	1988
North Dakota State	1	4	1965	2009	St. Scholastica	2	0	1981	1982	Washburn	1	1	1965	1965
North Park	1	5	1967	1985	St. Xavier	2	6	1982	1987	Washington (Mo.)	2	0	1967	1968
Northland	3	1	1967	1985	Sam Houston State	0	4	1997	2007	Washington State	0	1	2006	2006
Northeast Missouri	1	1	1968	1970	Samford	1	2	1970	1978	Wayne State	5	1	1967	1989
Northeastern	0	1	2013	2013	San Diego	2	0	2000	2001	Weber State	0	1	1966	1966
NE Illinois	16	10	1980	1997	San Francisco State	1	0	1973	1973	West Georgia	1	0	1988	1988
Northern Arizona	1	0	1968	1968	San Jose State	1	0	2013	2013	West Texas State	1	1	1975	1975
Northern Colorado	2	0	1978	1989	Santa Clara	1	1	2003	2015	West Virginia	1	0	1980	1980
Northern Illinois	13	17	1947	2017	Shaw (Mich.)	1	0	1975	1975	Western Illinois	16	16	1963	2017
Northern Iowa	3	5	1941	2013	Siena	0	1	1994	1994	Western Kentucky	1	2	1977	2009
Northern Kentucky	3	5	2016	2018	Silver Lake	1	0	1976	1976	Western Michigan	3	8	1989	2017
Northern Michigan	9	9	1959	1990	South Alabama	1	1	1970	1970	Western Ontario	2	0	1967	1967
NE Illinois	0	1	1980	1987	South Carolina	0	1	2012	2012	Winona State	3	0	1974	1990
Northwestern	7	6	1923	1998	South Dakota	2	2	1972	2015	Wichita State	0	1	1975	1975
Notre Dame	0	2	2003	2015	South Dakota State	5	1	2004	2016	Wisconsin	2	32	1901	2017
Oakland (Mich.)	10	7	1969	2018	Southern Illinois	1	5	1971	2003	Wis.-Eau Claire	11	16	1931	1989
Oglethorpe	2	0	1973	1975	Southern Mississippi	0	1	1975	1975	Wis.-La Crosse	19	34	1912	2017
Ohio	0	1	2016	2016	Southern Utah	2	3	1966	1993	Wis.-Oshkosh	53	55	1902	1991
Ohio Dominican	1	0	2012	2012	SW Baptist	0	1	1989	1989	Wis.-Parkside	15	16	1971	2004
Ohio State	0	2	1971	1972	SW Minnesota State	1	0	2011	2011	Wis.-Platteville	43	51	1913	1990
Oklahoma	1	0	2006	2006	SW Texas State	1	0	1976	1976	Wis.-River Falls	20	13	1916	1986
Oklahoma City	0	3	1968	1979	Stetson	3	0	1971	1996	Wis.-Stevens Point	36	41	1911	1988
Oklahoma State	0	1	2014	2014	Stony Brook	2	0	1998	2000	Wis.-Stout	12	3	1946	1986
Omaha	1	3	1975	2011	TCU	0	1	2012	2012	Wis.-Superior	12	7	1932	1985
Oral Roberts	0	5	1972	2014	Taylor	1	1	1986	1988	Wis.-Whitewater	76	44	1908	1987
Pan American	2	2	1977	1979	Tennessee	0	1	1974	1974	Wittenberg	1	1	1961	1961
Portland	0	1	2010	2010	Tennessee Chattanooga	1	1	1990	1991	Wright State	30	28	1977	2018
Portland State	1	1	1977	1979	Tennessee Tech	2	4	1989	2013	Wyoming	3	0	2005	2007
Prairie View	2	0	2003	2004	Texas-Arlington	0	1	1980	1980	Xavier	1	2	1972	1995
Purdue	1	0	2005	2005	Texas-San Antonio	0	2	1996	1997	Youngstown State	31	12	1974	2018
Purdue-Calumet	0	1	1987	1987	Texas Southern	2	2	1975	2011					
Quincy	2	2	1968	1989	Texas State	1	0	2009	2009					
Radford	1	0	2006	2006	Toledo	0	1	1997	1997					
Rider	0	1	2012	2012	Towson State	1	0	1980	1980					
Ripon	4	2	1912	1970	Tri-State	0	1	1998	1998					
Robert Morris	2	0	1977	1977	Trinity Int'l	2	0	1998	2015					
Rocky Mountain	1	0	1973	1973	Troy State	0	1	1999	1999					
Roosevelt	7	3	1982	1987	Tulsa	1	1	1976	1977					
Rosary	5	1	1982	1988	UAB	0	1	2006	2006					
SEMO	1	5	1950	2002	UALR	2	2	1978	2012					
SIUE	9	5	1970	2015	UC Irvine	1	0	2016	2016					
Sacramento State	3	1	1992	1993	UIC	46	27	1969	2018					

• Non-collegiate opponents for late 19th and early 20th century are not listed

• Exhibition games are not counted in series records

• Some school names have been changed to reflect their current name

Div. I Records vs. Opponents

School	W	L	First	Last	School	W	L	First	Last
Air Force	1	1	2004	2004	Montana State	3	1	1991	2017
Alabama	1	0	2005	2005	Morehead State	1	1	1991	1991
Alabama State	1	0	2013	2013	Mount Senario	1	0	2000	2000
Alcorn State	2	0	1992	1992	MSOE	1	0	2016	2016
Arkansas	0	1	2014	2014	Murray State	0	1	2015	2015
Auburn	0	1	2014	2014	New Hampshire	2	0	1993	1993
Ball State	1	2	1999	2008	Niagara	1	1	2010	2010
Belmont	0	2	2016	2017	Nichols State	2	0	1991	1991
Bethune Cookman	2	0	1999	2000	North Carolina State	0	1	2003	2003
Boston College	1	0	2005	2005	North Dakota State	1	1	2009	2009
Boise State	0	1	2004	2004	Northeastern	0	1	2013	2013
Bowling Green	2	0	2009	2010	Northeastern Illinois	7	7	1991	1997
Bradley	2	1	2007	2013	Northern Illinois	8	7	1992	2017
Buffalo	0	2	2011	2012	Northern Iowa	2	4	2006	2013
Butler	12	31	1995	2012	Northern Kentucky	3	5	2015	2018
Cal Davis	2	0	2008	2010	Northwestern	0	2	1998	2011
Cal State Northridge	5	1	1991	1993	Notre Dame	0	2	2003	2015
Canisius	0	1	2000	2000	Oakland	5	6	2005	2018
Central Connecticut State	1	0	1991	1991	Ohio	0	1	2016	2016
Central Florida	2	0	1990	1991	Ohio Dominican	1	0	2012	2012
Central Michigan	6	2	1991	2015	Oklahoma	1	0	2006	2006
Chicago State	9	0	1991	2003	Oklahoma State	0	1	2014	2014
Cincinnati	0	1	1999	1999	Omaha	2	0	2001	2011
Cleveland State	29	21	1994	2018	Oral Roberts	0	1	2014	2014
Colgate	1	0	2009	2009	Portland	0	1	2010	2010
Colorado	0	2	2000	2001	Prairie View	2	0	2003	2004
Concordia - St. Paul	4	1	2001	2017	Purdue	1	0	2005	2005
Davidson	2	0	2012	2013	Radford	1	0	2006	2006
Dayton	0	1	1994	1994	Rice	1	0	2004	2004
DePaul	1	5	2010	2016	Rider	0	1	2012	2012
Denver	1	0	2015	2015	SEMO	1	4	1992	2002
Detroit Mercy	29	23	1995	2018	SIUE	3	1	2009	2015
Drake	1	2	1992	2007	Sacramento State	3	1	1992	1993
Duquesne	0	1	2015	2015	Saint Louis	2	0	2004	2005
East Tennessee State	0	1	2016	2016	Sam Houston State	0	4	1997	2007
Eastern Illinois	2	2	1990	1994	San Diego	2	0	2000	2001
Eastern Michigan	1	2	1991	1993	San Jose State	1	0	2013	2013
Elon	1	0	2017	2017	Santa Clara	1	1	2003	2015
Evansville	0	1	1997	1997	Siena	0	1	1994	1994
Fairfield	2	2	1993	2012	South Carolina	0	1	2012	2012
Fairleigh Dickinson	1	1	1997	1999	South Dakota	0	2	2014	2015
Florida	0	1	2006	2006	South Dakota State	5	1	2004	2016
Florida Atlantic	1	2	1995	2010	Southern Illinois	0	2	2003	2003
Florida International	3	0	1991	2017	Southern Utah	1	3	1990	1993
Georgia	0	1	2002	2002	Southwest Minnesota State	1	0	2011	2011
Green Bay	25	32	1992	2018	Stetson	2	0	1995	1996
Hawai'i	2	0	2005	2005	Stony Brook	2	0	1998	2000
Hillsdale	1	0	2009	2009	TCU	0	1	2012	2012
IUPUI	2	3	2011	2018	Tennessee Chattanooga	1	1	1990	1991
Idaho State	1	0	2003	2003	Tennessee Tech	2	3	1990	2013
Illinois	0	3	1990	2005	Texas-San Antonio	0	2	1996	1997
Illinois Tech	2	0	1990	1995	Texas Southern	1	0	2011	2011
Indiana State	1	3	1997	2000	Texas State	1	0	2009	2009
Iowa	0	1	2000	2000	Toledo	0	1	1997	1997
Iowa State	1	4	1995	2017	Tri-State	0	1	1998	1998
Jacksonville	2	1	2012	2017	Trinity International	2	0	1998	2015
James Madison	1	0	2013	2013	Troy State	1	0	1999	1999
Judson	2	0	2013	2015	UAB	0	1	2006	2006
Kansas	0	1	2004	2004	UALR	1	1	2011	2012
La Salle	0	1	1995	1995	UC Irvine	1	0	2016	2016
Lipscomb	2	0	2000	2015	UIC	32	26	1994	2018
Louisiana-LaFayette	1	0	2014	2014	UMKC	5	4	1990	2014
Louisville	0	1	2001	2001	Upper Iowa	3	0	2005	2008
Loyola Chicago	29	16	1995	2017	Utah	0	6	1990	1999
Loyola Marymount	1	0	2008	2008	Valparaiso	11	21	1994	2017
Maine	2	1	1992	2002	Villanova	0	1	2014	2014
Manhattan	1	1	2004	2004	Virginia Tech	1	0	2001	2001
Marquette	0	11	1994	2011	Washington State	0	1	2006	2006
Mary	1	0	2012	2012	Western Illinois	6	8	1992	2017
Memphis	0	2	2005	2016	Western Kentucky	0	1	2009	2009
Miami (Ohio)	1	1	2008	2009	Western Michigan	3	7	1991	2017
Michigan	0	1	2006	2006	Wisconsin	2	23	1992	2017
Michigan State	0	1	2011	2011	Wisconsin-La Crosse	1	0	2017	2017
Michigan Tech	1	0	1999	1999	Wisconsin-Oshkosh	1	0	1991	1991
Minnesota	1	0	2015	2015	Wisconsin-Parkside	5	1	1991	2004
Minnesota-Crookston	1	0	2014	2014	Wright State	29	27	1991	2018
Minnesota-Morris	1	0	1996	1996	Wyoming	3	0	2005	2007
Mississippi Valley State	2	0	2002	2002	Xavier	0	1	1995	1995
Missouri State	1	2	2002	2006	Youngstown State	28	12	1991	2018
Montana	3	1	2003	2016					

NCAA Division I Series Histories

Air Force	1-1
Home/Away/Neutral: 1-0/0-1/0-0	
11/28/04 Milwaukee W 50-45	
1/2/04 Colorado Springs L 49-71	
Alabama	1-0
Home/Away/Neutral: 0-0/0-0/1-0	
3/17/05 Cleveland, Ohio ^{NCAA} W 83-73	
Alabama State	1-0
Home/Away/Neutral: 0-0/0-0/1-0	
12/22/13 New Orleans, La. W 67-54	
Alcorn State	2-0
Home/Away/Neutral: 1-0/1-0/0-0	
12/31/92 Milwaukee W 94-80	
12/7/92 Lorman W 91-76	
Arkansas	0-1
Home/Away/Neutral: 0-0/0-1/0-0	
12/22/14 Fayetteville L 54-84	
Auburn	0-1
Home/Away/Neutral: 0-0/0-1/0-0	
11/14/14 Auburn L 73-83	
Ball State	1-2
Home/Away/Neutral: 0-1/1-1/0-0	
11/25/08 Milwaukee L 69-82	
11/14/07 Muncie W OT 81-74	
12/4/99 Muncie L 58-71	
Belmont	0-2
Home/Away/Neutral: 0-1/0-1/0-0	
12/13/17 Nashville L 63-82	
12/19/16 Milwaukee L 56-62	
Bethune-Cookman	2-0
Home/Away/Neutral: 1-0/0-0/0-0	
11/27/00 Daytona Beach W 73-63	
12/14/99 Milwaukee W 84-76	
Boise State	0-1
Home/Away/Neutral: 0-0/0-1/0-0	
3/20/04 Nampa ^{NIT} L 70-73	
Boston College	1-0
Home/Away/Neutral: 0-0/0-0/1-0	
3/19/05 Cleveland, Ohio ^{NCAA} W 83-75	
Bowling Green	2-0
Home/Away/Neutral: 1-0/1-0/0-0	
12/18/10 Milwaukee W 72-69	

11/28/09 Bowling Green W OT 90-83	
Bradley	2-1
Home/Away/Neutral: 2-0/0-1/0-0	
12/7/13 Milwaukee W 73-67	
12/20/08 Milwaukee W 86-74	
2/23/08 Peoria L 72-84	
Buffalo	0-2
Home/Away/Neutral: 0-1/0-1/0-0	
12/5/12 Milwaukee L 52-72	
2/19/11 Buffalo L 65-80	
Butler	12-31
Home/Away/Neutral: 9-12/3-16/0-3	
3/2/12 Valparaiso, Ind. ^{HIT} L 49-71	
1/26/12 Milwaukee W 53-42	
12/31/11 Indianapolis L 50-54	
3/8/11 Milwaukee ^{HIT} L 44-59	
1/28/11 Indianapolis W OT 86-80	
1/3/11 Milwaukee W 76-52	
3/6/10 Indianapolis ^{HIT} L 59-68	
1/31/10 Milwaukee L 66-73	
1/2/10 Indianapolis L 67-80	
2/18/09 Milwaukee W 63-60	
1/24/09 Indianapolis L 48-78	
2/12/08 Milwaukee L OT 75-83	
1/12/08 Indianapolis L 56-72	
2/3/07 Indianapolis L 47-66	
12/30/06 Milwaukee L 50-55	
3/7/06 Milwaukee ^{HIT} W 87-71	
2/4/06 Indianapolis L OT 60-63	
1/7/06 Milwaukee W 64-59	
2/16/05 Milwaukee W 64-53	
1/6/05 Indianapolis W OT 71-68	
2/17/04 Indianapolis L 75-58	
1/8/04 Milwaukee W 71-59	
3/11/03 Milwaukee ^{HIT} W 69-52	
3/1/03 Indianapolis L 74-76	
1/23/03 Milwaukee W 69-65	
1/30/02 Milwaukee L 58-59	
1/19/02 Indianapolis W 73-72	
2/15/01 Indianapolis L OT 75-80	
1/20/01 Milwaukee L 51-60	
3/5/00 Chicago, Ill. ^{MCCT} L 51-65	
2/17/00 Milwaukee L 72-84	
1/22/00 Indianapolis L 64-72	
2/18/99 Indianapolis L 63-78	
1/23/99 Milwaukee L 65-68	
2/9/98 Milwaukee L 56-71	
1/24/99 Indianapolis L 66-74	
3/1/97 Dayton, Ohio ^{MCCT} L 36-48	
2/15/97 Milwaukee L 46-74	

1/16/97 Indianapolis L 59-75	
2/3/96 Indianapolis L 45-65	
1/8/96 Milwaukee L 67-71	
2/2/95 Indianapolis L 75-85	
1/5/95 Milwaukee L 48-64	
Cal Davis	2-0
Home/Away/Neutral: 0-0/0-0/2-0	
11/14/10 Portland, Ore. W 73-62	
11/15/08 Ames, Iowa W 81-75	
Cal State Northridge	5-1
Home/Away/Neutral: 3-0/2-1/0-0	
2/18/93 Northridge W 75-74	
1/17/93 Milwaukee W 78-65	
2/15/92 Northridge L OT2 69-80	
1/27/92 Milwaukee W 90-71	
2/11/91 Northridge W 95-77	
1/17/91 Milwaukee W 78-63	
Canisius	0-1
Home/Away/Neutral: 0-0/0-0/0-1	
11/25/00 Miami, Fla. L 80-82	
Central Connecticut State	1-0
Home/Away/Neutral: 1-0/0-0/0-0	
12/7/91 Milwaukee W 96-77	
Central Florida	2-0
Home/Away/Neutral: 1-0/1-0/0-0	
1/31/91 Orlando W 88-87	
12/15/90 Milwaukee W 86-84	
Central Michigan	6-2
Home/Away/Neutral: 3-0/2-2/1-0	
11/25/15 Estero, Fla. W 84-78	
12/19/07 Milwaukee W 74-71	
11/29/06 Mount Pleasant L 61-76	
11/20/99 Mount Pleasant W 69-68	
11/21/98 Milwaukee W 73-67	
12/8/93 Mount Pleasant W 53-44	
3/7/92 Milwaukee W 92-71	
1/9/91 Mount Pleasant L 44-59	
Chicago State	9-0
Home/Away/Neutral: 5-0/4-0/0-0	
1/14/03 Chicago W 81-73	
12/4/01 Milwaukee W 84-47	
12/4/00 Chicago W 72-55	
2/15/00 Milwaukee W 79-61	
3/2/94 Milwaukee W 83-45	
2/8/93 Milwaukee W 65-64	
1/30/93 Chicago W 78-60	

NCAA Division I Series Histories

2/26/91	Milwaukee	W	86-77
1/19/91	Chicago	W	101-94
Cincinnati			0-1
Home/Away/Neutral: 0-0/0-1/0-0			
12/27/99	Cincinnati	L	60-93
Cleveland State			29-21
Home/Away/Neutral: 18-7/10-14/1-0			
1/27/18	Milwaukee	W	70-47
1/6/18	Cleveland	W	67-63
1/20/17	Milwaukee	W	63-62
12/31/16	Cleveland	L	53-62
2/20/16	Milwaukee	W	88-54
1/9/16	Cleveland	W	65-62
2/22/15	Milwaukee	W	66-60
1/2/15	Cleveland	L	57-84
2/22/14	Cleveland	L	50-74
1/4/14	Milwaukee	L	49-77
2/17/13	Cleveland	L	67-88
1/17/13	Milwaukee	W	69-57
2/14/12	Milwaukee	W	86-84
1/22/12	Cleveland	L	57-83
2/24/11	Cleveland	W	87-83
12/4/10	Milwaukee	L	59-82
3/5/10	Indianapolis, Ind. ^{HIT}	W	82-75
2/18/10	Milwaukee	W	69-59
1/24/10	Cleveland	L	72-73
2/12/09	Cleveland	L	61-70
1/17/09	Milwaukee	W	77-75
2/20/08	Cleveland	L	64-74
1/26/08	Milwaukee	W	79-71
1/29/07	Milwaukee	W OT	57-56
1/11/07	Cleveland	W	60-48
2/11/06	Cleveland	W	86-57
1/2/06	Milwaukee	W	75-68
2/26/05	Cleveland	W	81-59
1/20/05	Milwaukee	W	85-65
2/28/04	Milwaukee	W	88-63
1/22/04	Cleveland	W	78-64
2/8/03	Milwaukee	W	86-69
1/4/03	Cleveland	W	70-58
2/21/02	Cleveland	L	67-69
1/24/02	Milwaukee	W	78-69
2/22/01	Milwaukee	W	86-68
1/27/01	Cleveland	L	34-57
2/24/00	Cleveland	W	70-67
1/29/00	Milwaukee	L OT	105-109
2/16/99	Milwaukee	L	64-75
1/30/99	Cleveland	L	68-72
1/31/98	Milwaukee	W	81-78
1/5/98	Cleveland	L	47-70
2/8/97	Cleveland	L	54-56

1/11/97	Milwaukee	L	67-74
2/8/96	Cleveland	W	97-84
1/4/96	Milwaukee	W	73-55
2/9/95	Milwaukee	L	64-87
2/5/94	Milwaukee	L	97-75
1/15/94	Cleveland	L	60-84
Colgate			1-0
Home/Away/Neutral: 0-0/0-0/1-0			
11/24/09	Fort Worth, Tex.	W	69-60
Colorado			0-2
Home/Away/Neutral: 0-1/0-1/0-0			
12/30/01	Boulder	L	87-93
12/30/00	Milwaukee	L OT	71-74
Concordia-St. Paul			4-1
Home/Away/Neutral: 4-1/0-0/0-0			
11/17/17	Milwaukee	L	55-69
11/29/14	Milwaukee	W	64-59
11/13/09	Milwaukee	W	89-73
11/25/03	Milwaukee	W	90-62
11/17/01	Milwaukee	W	77-63
Davidson			2-0
Home/Away/Neutral: 1-0/1-0/0-0			
11/11/13	Davidson	W	81-77
11/17/12	Milwaukee	W	73-68
Dayton			0-1
Home/Away/Neutral: 0-0/0-1/0-0			
12/27/94	Dayton	L	70-84
Denver			1-0
Home/Away/Neutral: 0-0/0-0/1-0			
11/13/15	Santa Clara, Calif.	W	71-58
DePaul			1-5
Home/Away/Neutral: 1-1/0-4/0-0			
11/20/16	Chicago	L	59-77
12/7/14	Chicago	L	61-83
11/19/13	Milwaukee	L	71-80
12/9/12	Chicago	L	50-84
12/5/11	Chicago	W	87-76
12/14/10	Chicago	L	47-61
Detroit Mercy			29-23
Home/Away/Neutral: 17-8/10-14/2-1			
2/22/18	Detroit	W	72-49
12/30/17	Milwaukee	W	87-79
3/3/17	Detroit, Mich. ^{HIT}	W	85-60
2/24/17	Milwaukee	L	74-81
1/27/17	Detroit	W OT	73-69

2/13/16	Detroit	L	66-80
1/23/16	Milwaukee	W	83-80
1/31/15	Milwaukee	W	78-74
1/4/15	Detroit	L	67-83
3/4/14	Milwaukee ^{HIT}	W	83-73
2/27/14	Detroit	W	68-62
1/24/14	Milwaukee	L	54-73
2/7/13	Milwaukee	L	74-82
1/3/13	Detroit	L	59-74
2/10/12	Detroit	L	57-58
1/14/12	Milwaukee	W	84-74
1/28/11	Milwaukee	W	72-67
1/1/11	Detroit	W OT	84-81
2/13/10	Detroit	W	71-60
1/14/10	Milwaukee	L	65-81
2/28/09	Detroit	W	68-63
12/4/08	Milwaukee	W	71-62
1/31/08	Detroit	L	61-72
1/5/08	Milwaukee	W	55-53
1/25/07	Detroit	L OT	84-91
1/4/07	Milwaukee	W OT	65-64
2/21/06	Milwaukee	W	76-57
1/18/06	Detroit	W	72-71
3/8/05	Milwaukee ^{HIT}	W	59-58
1/22/05	Detroit	W	61-48
1/3/05	Milwaukee	L	68-76
3/6/04	Indianapolis ^{HIT}	W	58-50
1/24/04	Detroit	W	85-68
1/5/04	Milwaukee	W	82-74
2/6/03	Milwaukee	W	61-50
1/2/03	Detroit	W	73-72
2/23/02	Detroit	L	61-94
1/26/02	Milwaukee	W	66-48
2/24/01	Milwaukee	W	80-69
2/25/01	Detroit	L	51-54
2/26/00	Detroit	L	48-88
1/27/00	Milwaukee	W	64-59
1/28/99	Detroit	L	53-78
1/2/99	Milwaukee	L	54-71
2/28/99	Green Bay, Wis. ^{MCCT}	L	60-74
1/29/98	Milwaukee	L	68-83
1/3/98	Detroit	L	56-83
2/6/97	Detroit	L	52-67
1/9/97	Milwaukee	W	47-46
2/5/96	Milwaukee	L	65-69
1/13/96	Detroit	L	59-76
1/30/95	Milwaukee	L	59-69
Drake			1-2
Home/Away/Neutral: 0-1/1-1/0-0			
11/24/07	Milwaukee	L	59-80
2/17/07	Des Moines	L	76-84
1/18/92	Des Moines	W	47-46

NCAA Division I Series Histories

Duquesne	0-1
Home/Away/Neutral: 0-0/0-0/0-1	
11/24/15 Estero, Fla. L OT	92-96

East Tennessee State	0-1
Home/Away/Neutral: 0-0/0-0/0-1	
11/25/16 Sioux Falls, S.D. L	62-86

Eastern Illinois	2-2
Home/Away/Neutral: 2-0/0-2/0-0	
2/19/94 Milwaukee W	70-59
1/29/94 Charleston L	50-52
2/6/92 Milwaukee W	78-60
12/12/90 Charleston L	59-67

Eastern Michigan	1-2
Home/Away/Neutral: 0-2/1-0/0-0	
12/6/93 Milwaukee L OT	94-102
2/19/92 Ypsilanti W	90-74
1/22/91 Milwaukee L	75-79

Elon	1-0
Home/Away/Neutral: 1-0/0-0/0-0	
11/19/17 Milwaukee W	72-71

Evansville	0-1
Home/Away/Neutral: 0-0/0-1/0-0	
11/19/97 Evansville L	51-69

Fairfield	2-2
Home/Away/Neutral: 2-0/0-2/0-0	
12/12/12 Bridgeport L	46-62
2/18/12 Milwaukee W	67-63
12/31/93 Bridgeport L	65-83
1/2/93 Milwaukee W	75-59

Fairleigh Dickinson	1-1
Home/Away/Neutral: 1-0/0-0/0-0	
12/11/99 Milwaukee W	76-59
12/22/97 Teaneck, N.J. L	77-91

Florida	0-1
Home/Away/Neutral: 0-0/0-0/0-1	
3/18/06 Jacksonville, Fla. ^{NCAA} L	60-82

Florida Atlantic	1-2
Home/Away/Neutral: 0-0/0-1/1-1	
11/13/10 Portland, Ore. L	76-85
11/24/00 Miami, Fla. W	78-60
3/4/95 Boca Raton L	59-68

Florida International	3-0
Home/Away/Neutral: 2-0/0-0/1-0	
11/18/17 Milwaukee W	66-51
12/6/02 Springfield, Mo. W	61-48
3/2/91 Milwaukee W	87-65

Georgia	0-1
Home/Away/Neutral: 0-0/0-1/0-0	
12/28/02 Athens L	69-89

Green Bay	25-32
Home/Away/Neutral: 16-11/8-19/1-2	

2/2/18 Milwaukee W	76-58
1/15/18 Green Bay L OT	92-99
2/18/17 Milwaukee L	56-80
1/6/17 Green Bay L	74-80
3/6/16 Detroit, Mich. ^{HLT} L	61-70
2/15/16 Green Bay L	68-70
1/29/16 Milwaukee W	95-94
2/5/15 Green Bay L	70-81
1/9/15 Milwaukee L	63-79
3/8/14 Green Bay ^{HLT} W OT	73-66
2/8/14 Green Bay W	73-63
1/12/14 Milwaukee L OT	86-93
3/5/13 Green Bay ^{HLT} L	46-62
2/26/13 Green Bay L	61-78
1/25/13 Milwaukee L	54-74
2/4/12 Green Bay W	81-75
1/7/12 Milwaukee W	64-63
2/5/11 Milwaukee W	88-75
1/8/11 Green Bay L	64-69
2/6/10 Green Bay L	54-61
1/9/10 Milwaukee W	71-51
2/7/09 Green Bay L	68-72
1/9/09 Milwaukee L OT	75-77
2/16/08 Milwaukee W	66-56
1/19/08 Green Bay W	65-61
2/24/07 Green Bay W	74-73
1/27/07 Milwaukee L	67-73
1/14/06 Green Bay L	77-84
12/17/05 Milwaukee W	80-60
1/29/05 Green Bay L	72-76
1/15/05 Milwaukee W	86-56
1/31/04 Milwaukee W	81-70
1/17/04 Green Bay W	82-70
2/10/03 Milwaukee W	78-54
1/18/03 Green Bay L	68-79
2/25/02 Green Bay W	76-66
1/5/02 Milwaukee W	63-51
2/3/01 Milwaukee W	79-57
1/6/01 Green Bay L	49-53
3/4/00 Chicago, Ill. ^{MCCT} W	62-58
2/5/00 Milwaukee W	67-42

1/8/00 Green Bay L	65-67
2/27/99 Chicago, Ill. ^{MCCT} L	66-72
2/6/99 Milwaukee W	59-57
1/7/99 Green Bay L	66-74
2/2/98 Green Bay L	72-80
1/10/98 Milwaukee L	51-68
2/24/97 Milwaukee L	46-62
1/27/97 Green Bay L	49-62
2/19/96 Green Bay L	66-81
1/18/96 Milwaukee L	54-67
2/20/95 Green Bay L	43-63
1/15/95 Milwaukee L	58-79
2/24/94 Green Bay W	58-55
1/26/94 Milwaukee L	42-64
3/3/93 Green Bay W	61-48
1/13/93 Milwaukee W OT	75-68

Hawai'i	2-0
Home/Away/Neutral: 1-0/1-0/0-0	
12/10/05 Milwaukee W	58-52
2/19/05 Honolulu W	87-81

Hillsdale	1-0
Home/Away/Neutral: 1-0/0-0/0-0	
11/21/09 Milwaukee W	62-54

IUPUI	2-3
Home/Away/Neutral: 1-2/1-1/0-0	
2/16/18 Milwaukee L OT	71-76
1/10/18 Indianapolis L	71-72
11/19/14 Milwaukee L	68-70
2/23/13 Indianapolis W OT2	95-88
11/18/11 Milwaukee W	62-49

Idaho State	1-0
Home/Away/Neutral: 0-0/0-0/1-0	
12/30/04 Santa Clara, Calif. W	85-70

Illinois	0-3
Home/Away/Neutral: 0-0/0-2/0-1	
3/24/05 Rosemont, Ill. ^{NCAA} L	63-77
12/6/00 Champaign L	44-85
12/3/90 Champaign L OT2	116-120

Illinois Tech	2-0
Home/Away/Neutral: 2-0/0-0/0-0	
11/24/95 Milwaukee W	101-63
11/23/90 Milwaukee W	88-66

Indiana State	1-3
Home/Away/Neutral: 0-1/0-1/1-1	
11/17/09 Baton Rouge, La. L	63-76
11/30/02 New Orleans, La. W	71-59

NCAA Division I Series Histories

12/1/98	Terre Haute	L	66-79
12/9/97	Milwaukee	L	62-74
Iowa 0-1			
Home/Away/Neutral: 0-0/0-1/0-0			
11/19/00	Iowa City	L	79-83
Iowa State 1-4			
Home/Away/Neutral: 0-0/1-4/0-0			
11/13/17	Ames	W	74-56
11/16/08	Ames	L	61-79
11/30/01	Ames	L	62-71
12/8/99	Ames	L	64-78
11/28/95	Ames	L	52-63
Jacksonville 2-1			
Home/Away/Neutral: 1-0/1-0/0-1			
12/5/17	Jacksonville	W	62-52
11/30/16	Milwaukee	W	72-67
11/24/12	Puerto Vallarta, Mex.	L	66-71
James Madison 1-0			
Home/Away/Neutral: 0-0/0-0/1-0			
11/16/13	DeKalb, Ill.	W	77-66
Judson 2-0			
Home/Away/Neutral: 2-0/0-0/0-0			
12/13/15	Milwaukee	W	125-74
11/26/13	Milwaukee	W	89-56
Kansas 0-1			
Home/Away/Neutral: 0-0/0-0/0-1			
12/22/04	Kansas City, Mo.	L	62-73
LaSalle 0-1			
Home/Away/Neutral: 0-0/0-1/0-0			
2/25/95	Philadelphia	L	51-80
Lipscomb 2-0			
Home/Away/Neutral: 1-0/0-0/1-0			
11/14/15	Santa Clara, Calif.	W	71-65
11/21/00	Milwaukee	W	74-58
Louisiana-LaFayette 1-0			
Home/Away/Neutral: 0-0/0-0/1-0			
11/24/14	Las Vegas, Nev.	W	56-52
Louisville 0-1			
Home/Away/Neutral: 0-0/0-1/0-0			
12/7/01	Louisville	L	75-90

Loyola 29-16			
Home/Away/Neutral: 16-8/13-8/0-0			
12/15/17	Milwaukee	W	73-56
12/10/16	Chicago	L	56-72
11/8/13	Chicago	L	72-76
2/12/13	Milwaukee	W	71-53
1/30/13	Chicago	L	65-76
2/25/12	Chicago	W	78-69
12/1/11	Milwaukee	W	59-41
2/10/11	Chicago	W	66-57
1/15/11	Milwaukee	L	65-71
2/25/10	Chicago	W	63-61
12/5/09	Milwaukee	L	64-69
3/3/09	Milwaukee ^{HLT}	W	77-68
1/28/09	Milwaukee	W	72-58
1/3/09	Chicago	W	80-66
3/4/08	Milwaukee ^{HLT}	L	51-57
2/28/08	Milwaukee	W	68-53
12/8/07	Chicago	L OT	68-73
2/14/07	Milwaukee	L	56-66
1/6/07	Chicago	L	74-87
3/4/06	Milwaukee ^{HLT}	W	80-66
1/30/06	Chicago	W	68-57
1/11/06	Milwaukee	W	78-75
3/5/05	Milwaukee ^{HLT}	W	94-76
2/10/05	Chicago	W	74-67
1/8/05	Milwaukee	W	73-56
2/12/04	Milwaukee	W	77-71
1/10/04	Chicago	W	97-87
2/1/03	Chicago	W	92-91
12/21/02	Milwaukee	W	100-80
2/4/02	Chicago	W	80-70
1/10/02	Milwaukee	L	87-91
2/8/01	Milwaukee	W	67-65
1/14/01	Chicago	W OT2	94-93
2/10/00	Chicago	L	77-79
1/15/00	Milwaukee	W	92-58
2/11/99	Milwaukee	L OT	68-76
1/12/99	Chicago	W	78-59
2/12/98	Chicago	L	67-71
1/17/98	Milwaukee	L	57-63
2/22/97	Chicago	L	56-71
2/1/97	Milwaukee	L	60-78
2/26/96	Milwaukee	W	61-58
1/25/96	Chicago	W	76-70
2/16/95	Milwaukee	W	74-56
1/19/95	Chicago	W	90-81
Loyola Marymount 1-0			
Home/Away/Neutral: 0-0/0-0/1-0			
11/14/08	Ames, Iowa	W	75-51

Maine 2-1			
Home/Away/Neutral: 1-0/0-1/1-0			
12/1/02	New Orleans, La.	W	79-63
2/22/92	Orono	L	59-61
12/9/91	Milwaukee	W	87-73
Manhattan 1-1			
Home/Away/Neutral: 0-1/1-0/0-0			
12/30/04	Riverdale	W OT	88-78
2/21/04	Milwaukee	L	76-83
Marquette 0-11			
Home/Away/Neutral: 0-1/0-10/0-0			
12/22/11	Bradley Center	L	50-64
11/27/10	U.S. Cellular Arena	L	72-75
12/8/09	Bradley Center	L	51-71
11/22/08	Bradley Center	L	80-100
11/30/07	Bradley Center	L	65-100
12/8/98	Bradley Center	L	56-77
12/14/97	Bradley Center	L	56-69
11/24/96	Bradley Center	L	55-82
11/26/95	Bradley Center	L	74-91
12/2/94	Bradley Center	L	59-101
3/5/94	Bradley Center	L	51-73
Mary 1-0			
Home/Away/Neutral: 1-0/0-0/0-0			
11/9/12	Milwaukee	W	76-46
Memphis 0-2			
Home/Away/Neutral: 0-0/0-2/0-0			
11/16/16	Memphis	L	54-68
11/15/05	Memphis	L	52-79
Miami (Ohio) 1-1			
Home/Away/Neutral: 1-0/0-1/0-0			
12/19/09	Milwaukee	W	68-61
12/11/08	Oxford	L	45-69
Michigan 0-1			
Home/Away/Neutral: 0-0/0-1/0-0			
11/15/06	Ann Arbor	L	59-66
Michigan State 0-1			
Home/Away/Neutral: 0-0/0-1/0-0			
11/23/11	East Lansing	L	55-68
Michigan Tech 1-0			
Home/Away/Neutral: 1-0/0-0/0-0			
12/6/99	Milwaukee	W	86-52

NCAA Division I Series Histories

Minnesota	1-0
Home/Away/Neutral: 0-0/1-0/0-0	
12/23/15	Minneapolis, Minn. W 74-65
Minnesota-Crookston	1-0
Home/Away/Neutral: 1-0/0-0/0-0	
11/17/14	Milwaukee W 75-54
Minnesota-Morris	1-0
Home/Away/Neutral: 1-0/0-0/0-0	
11/22/96	Milwaukee W 76-62
Mississippi Valley State	2-0
Home/Away/Neutral: 1-0/1-0/0-0	
11/26/02	Milwaukee W 77-75
12/14/02	Itta Bena W 83-75
Missouri State	1-2
Home/Away/Neutral: 0-1/1-1/0-0	
12/6/06	Springfield L 60-79
2/18/06	Milwaukee L 72-63
12/7/02	Springfield W 86-77
Montana	3-1
Home/Away/Neutral: 2-0/1-1/0-0	
12/3/16	Missoula L 69-75
12/14/14	Milwaukee W 73-58
12/30/05	Missoula W 78-74
11/22/03	Milwaukee W 95-83
Montana State	3-1
Home/Away/Neutral: 1-1/2-0/0-0	
12/2/17	Milwaukee L 64-68
12/5/16	Bozeman W 83-78
12/27/91	Bozeman W 70-67
12/12/91	Milwaukee W 77-75
Morehead State	1-1
Home/Away/Neutral: 1-0/0-1/0-0	
12/5/91	Milwaukee W 94-90
1/5/91	Morehead L 61-73
Mount Senario	1-0
Home/Away/Neutral: 1-0/0-0/0-0	
12/27/00	Milwaukee W 100-21
MSOE	1-0
Home/Away/Neutral: 1-0/0-0/0-0	
11/11/16	Milwaukee W 88-58
Murray State	0-1
Home/Away/Neutral: 0-0/0-0/0-1	
11/23/15	Estero, Fla. L 63-66

New Hampshire	2-0
Home/Away/Neutral: 1-0/0-0/0-0	
12/11/93	Milwaukee W 72-70
1/9/93	Durham W 86-70
Niagara	1-1
Home/Away/Neutral: 0-1/0-1/0-0	
11/17/10	Niagara Falls W 90-73
2/20/10	Milwaukee L 79-85
Nicholls State	2-0
Home/Away/Neutral: 1-0/1-0/0-0	
3/4/91	Milwaukee W 99-72
2/16/91	Thibodaux W 74-66
North Carolina State	0-1
Home/Away/Neutral: 0-0/0-1/0-0	
12/7/03	Raleigh L 71-77
North Dakota State	1-1
Home/Away/Neutral: 0-1/1-0/0-0	
12/12/09	Fargo W 84-73
2/21/09	Milwaukee L 69-77
Northeastern	0-1
Home/Away/Neutral: 0-0/0-0/0-1	
12/21/13	New Orleans, La. L 59-62
Northeastern Illinois	7-7
Home/Away/Neutral: 5-2/2-5/0-0	
12/2/97	Chicago L 61-63
12/12/96	Milwaukee W 55-54
12/14/95	Chicago L 73-74
12/7/95	Milwaukee L 52-69
12/17/94	Milwaukee W 74-69
12/5/94	Chicago L 76-85
1/6/94	Chicago L 80-87
12/4/93	Milwaukee L 66-81
2/13/93	Chicago L OT 86-91
12/3/92	Milwaukee W 94-78
2/8/92	Milwaukee W 89-56
1/30/92	Chicago W 84-61
2/14/91	Chicago W 91-66
2/2/91	Milwaukee W 112-72
Northern Illinois	8-7
Home/Away/Neutral: 4-2/4-4/0-1	
11/29/17	DeKalb W 75-62
11/17/13	DeKalb W 82-69
12/7/12	Milwaukee W OT 80-73
11/14/11	DeKalb W 59-57
2/3/97	Milwaukee W 64-59
1/4/97	DeKalb L 58-72

3/2/96	Dayton ^{MCCT}	L	78-80
2/15/96	Milwaukee	L OT2	90-100
1/11/96	DeKalb	L	64-67
2/4/95	DeKalb	L	61-89
1/7/95	Milwaukee	L	74-88
2/26/94	DeKalb	L	52-77
1/19/94	Milwaukee	W	72-70
12/28/92	DeKalb	W	82-57
12/15/92	Milwaukee	W	79-71
Northern Iowa			2-4
Home/Away/Neutral: 2-1/0-3/0-0			
12/3/13	Milwaukee	W	83-72
12/1/12	Cedar Falls	L	61-72
12/10/11	Cedar Falls	L	51-67
11/20/10	Milwaukee	W	65-63
11/18/07	Milwaukee	L	66-73
11/19/06	Cedar Falls	L	58-69
Northern Kentucky			3-5
Home/Away/Neutral: 2-1/0-3/1-1			
2/8/18	Highland Heights, Ky.	L	52-54
1/18/18	Milwaukee	L	64-91
3/7/17	Detroit, Mich. ^{HIT}	L	53-59
2/11/17	Highland Heights, Ky.	L	63-69
1/12/17	Milwaukee	W	68-58
3/5/16	Detroit, Mich. ^{HIT}	W	86-69
2/6/16	Highland Heights, Ky.	L	71-75
1/4/16	Milwaukee	W	76-67
Northwestern			0-2
Home/Away/Neutral: 0-0/0-2/0-0			
3/16/11	Evanston ^{NIT}	L	61-70
12/14/98	Evanston	L	44-80
Notre Dame			0-2
Home/Away/Neutral: 0-0/0-0/0-1			
11/17/15	South Bend, Ind.	L	78-86
3/20/03	Indianapolis, Ind. ^{NCAA}	L	69-70
Oakland			5-7
Home/Away/Neutral: 3-3/2-4/0-0			
2/24/18	Rochester	L	70-72
12/28/17	Milwaukee	L	68-76
2/26/17	Milwaukee	L	75-86
1/29/17	Rochester	L OT	70-79
2/11/16	Rochester	W	93-85
1/25/16	Milwaukee	L	79-82
2/10/15	Milwaukee	W	84-67
1/22/15	Rochester	L	53-66
2/2/14	Milwaukee	W	86-64
1/8/14	Rochester	W	84-75
12/2/06	Rochester	L	70-76

NCAA Division I Series Histories

12/21/05	Milwaukee	W	83-60
Ohio			0-1
Home/Away/Neutral: 0-0/0-1/0-0			
12/14/16	Athens	L	69-71
Ohio Dominican			1-0
Home/Away/Neutral: 1-0/0-0/0-0			
12/29/12	Milwaukee	W	95-80
Oklahoma			1-0
Home/Away/Neutral: 0-0/0-0/1-0			
3/16/06	Jacksonville, Fla. ^{NCAA}	W	82-74
Oklahoma State			0-1
Home/Away/Neutral: 0-0/0-1/0-0			
11/21/14	Stillwater	L	68-82
Omaha			2-0
Home/Away/Neutral: 1-0/0-0/1-0			
12/17/11	Milwaukee	W	86-50
12/1/01	Ames, Iowa	W	87-68
Oral Roberts			0-1
Home/Away/Neutral: 0-0/0-0/0-1			
11/26/14	Las Vegas, Nev.	L	66-69
Portland			0-1
Home/Away/Neutral: 0-0/0-1/0-0			
11/12/10	Portland	L	60-80
Prairie View A&M			2-0
Home/Away/Neutral: 1-0/1-0/0-0			
11/20/04	Milwaukee	W	117-55
12/3/03	Houston	W	87-70
Purdue			1-0
Home/Away/Neutral: 0-0/1-0/0-0			
1/26/05	West Lafayette	W	73-68
Radford			1-0
Home/Away/Neutral: 1-0/0-0/0-0			
11/10/06	Milwaukee	W	72-60
Rice			1-0
Home/Away/Neutral: 0-0/1-0/0-0			
3/17/04	Milwaukee ^{NIT}	W	91-63
Rider			0-1
Home/Away/Neutral: 0-0/0-0/0-1			
11/25/12	Puerto Vallarta, Mex.	L	60-74

SEMO			1-4
Home/Away/Neutral: 0-2/1-1/0-1			
11/28/02	New Orleans, La.	L	75-89
3/2/95	Cape Girardeau	L OT	90-98
12/10/94	Milwaukee	L	71-75
2/26/92	Milwaukee	L	64-80
1/6/92	Cape Girardeau	W	83-71
SIUE			3-1
Home/Away/Neutral: 2-0/1-1/0-0			
12/3/15	Milwaukee	W	64-51
12/20/14	Edwardsville	L	56-61
1/5/10	Edwardsville	W	83-73
1/12/09	Milwaukee	W	70-59
Sacramento State			3-1
Home/Away/Neutral: 2-0/1-1/0-0			
2/27/93	Sacramento	W	78-76
1/23/93	Milwaukee	W	96-44
2/11/92	Milwaukee	W	89-61
1/9/92	Sacramento	L OT2	106-110
Saint Louis			2-0
Home/Away/Neutral: 1-0/1-0/0-0			
12/3/05	Milwaukee	W	82-71
12/7/04	Saint Louis	W	57-47
Sam Houston State			0-4
Home/Away/Neutral: 0-2/0-2/0-0			
11/27/07	Milwaukee	L	77-81
12/22/06	Huntsville	L	73-89
12/5/98	Milwaukee	L	58-59
12/6/97	Huntsville	L	67-69
San Diego			2-0
Home/Away/Neutral: 1-0/1-0/0-0			
1/2/01	San Diego	W	81-77
12/23/00	Milwaukee	W	58-55
San Jose State			1-0
Home/Away/Neutral: 0-0/0-0/1-0			
11/15/13	DeKalb, Ill.	W	64-61
Santa Clara			1-1
Home/Away/Neutral: 0-0/1-1/0-0			
11/15/15	Santa Clara, Calif.	W	71-65
12/29/03	Santa Clara, Calif.	L	64-66
Sienna			0-1
Home/Away/Neutral: 0-0/0-0/0-1			
12/3/94	Milwaukee, Wis.	L	58-75

South Carolina			0-1
Home/Away/Neutral: 0-0/0-1/0-0			
11/11/12	Columbia	L OT	75-82
South Dakota			0-2
Home/Away/Neutral: 0-1/0-1/0-0			
12/17/15	Milwaukee	L OT2	91-92
12/28/14	Vermillion	L	60-84
South Dakota State			5-1
Home/Away/Neutral: 3-0/2-0/0-1			
11/27/16	Sioux Falls, S.D.	L	58-81
12/11/10	Brookings	W	82-70
11/20/07	Milwaukee	W	89-80
11/22/06	Milwaukee	W	75-58
12/6/05	Brookings	W	76-51
12/1/04	Milwaukee	W	89-54
Southern Illinois			0-2
Home/Away/Neutral: 0-1/0-1/0-0			
11/29/03	Milwaukee	L	77-81
2/22/03	Carbondale	L	64-66
Southern Utah			1-3
Home/Away/Neutral: 1-1/0-2/0-0			
2/24/93	Milwaukee	W	66-56
2/20/93	Cedar City	L OT	80-81
2/19/91	Cedar City	L OT2	105-106
12/8/90	Milwaukee	L	80-89
Southwest Minnesota State			1-0
Home/Away/Neutral: 1-0/0-0/0-0			
11/12/11	Milwaukee	W	71-65
Stetson			2-0
Home/Away/Neutral: 1-0/1-0/0-0			
11/30/96	Milwaukee	W	68-56
12/28/95	DeLand	W	73-57
Stony Brook			2-0
Home/Away/Neutral: 1-0/1-0/0-0			
1/4/00	Milwaukee	W	83-48
11/28/99	Stony Brook	W	74-60
TCU			0-1
Home/Away/Neutral: 0-0/0-1/0-0			
3/13/12	Fort Worth ^{CBI}	L	73-83
Tennessee-Chattanooga			1-1
Home/Away/Neutral: 1-0/0-1/0-0			
11/25/91	Chattanooga	L	80-85
11/26/90	Milwaukee	W	72-69

NCAA Division I Series Histories

Tennessee Tech	2-3
Home/Away/Neutral: 1-2/1-1/0-0	
1/23/13 Cookeville W 70-63	
12/15/12 Milwaukee L 58-69	
11/26/06 Milwaukee L 68-78	
11/28/05 Cookeville L 67-72	
12/17/90 Milwaukee W 82-73	

Texas-San Antonio	0-2
Home/Away/Neutral: 0-1/0-1/0-0	
12/30/97 Milwaukee L 77-78	
12/30/96 San Antonio L 76-82	

Texas Southern	1-0
Home/Away/Neutral: 1-0/0-0/0-0	
11/20/11 Milwaukee W 73-38	

Texas State	1-0
Home/Away/Neutral: 0-0/0-0/1-0	
11/23/09 Fort Worth, Tex. W 96-77	

Toledo	0-1
Home/Away/Neutral: 0-0/0-1/0-0	
11/26/97 Toledo L 35-70	

Trinity International	2-0
Home/Away/Neutral: 2-0/0-0/0-0	
11/20/15 Milwaukee W 85-61	
12/29/98 Milwaukee W 74-66	

Tri-State	0-1
Home/Away/Neutral: 0-1/0-0/0-0	
12/20/98 Milwaukee L 53-56	

Troy State	1-0
Home/Away/Neutral: 0-0/0-0/1-0	
12/3/99 Muncie, Ind. W 80-61	

UAB	0-1
Home/Away/Neutral: 0-1/0-0/0-0	
11/12/06 Milwaukee L 60-75	

UALR	1-1
Home/Away/Neutral: 0-0/1-1/0-0	
11/19/12 Little Rock L 43-59	
11/26/11 Little Rock W 59-54	

UC Irvine	1-0
Home/Away/Neutral: 0-0/0-0/1-0	
11/26/16 Sioux Falls, S.D. W 54-37	

UIC	32-26
Home/Away/Neutral: 20-9/10-16/2-1	
3/4/18 Detroit, Mich. ^{HLT} W 80-75	
1/29/18 Milwaukee L 56-74	
1/12/18 Chicago L 73-88	
3/6/17 Detroit, Mich. ^{HLT} W 74-68	
2/4/17 Milwaukee L OT 100-105	
1/17/17 Chicago L 57-71	
2/28/16 Milwaukee W 98-85	
1/16/16 Chicago W 87-62	
2/19/15 Chicago W 71-60	
1/29/15 Milwaukee W 71-65	
2/25/14 Milwaukee L 58-80	
1/16/14 Chicago W 67-63	
2/20/13 Milwaukee W 64-53	
1/23/13 Chicago L 50-60	
2/28/12 Milwaukee ^{HLT} W 68-55	
2/23/12 Chicago W 72-61	
12/3/11 Milwaukee W OT 73-71	
2/12/11 Chicago W 70-59	
1/13/11 Milwaukee W 87-75	
3/2/10 Milwaukee ^{HLT} W 73-67	
2/27/10 Chicago W 78-74	
12/3/09 Milwaukee W 57-52	
1/31/09 Milwaukee W 63-62	
12/30/08 Chicago W 71-66	
3/1/08 Milwaukee L 55-63	
12/6/07 Chicago L 73-91	
2/27/07 Chicago ^{HLT} L 77-83	
2/21/07 Chicago L 59-72	
1/17/07 Milwaukee W 76-65	
2/15/06 Milwaukee L OT 86-94	
1/5/06 Chicago W 68-45	
2/5/05 Milwaukee W 85-75	
12/4/04 Chicago W 75-67	
3/9/04 Milwaukee ^{HLT} L 62-65	
2/5/04 Chicago L 82-86	
12/23/03 Milwaukee W 78-62	
3/8/03 Milwaukee ^{HLT} W 75-73	
2/13/03 Milwaukee W 81-78	
1/9/03 Chicago L 92-102	
3/2/02 Cleveland, Ohio ^{HLT} L 63-75	
2/7/02 Chicago L 71-73	
1/12/02 Milwaukee W 75-49	
2/10/01 Milwaukee W 70-49	
1/11/01 Chicago L OT4 106-112	
2/12/00 Chicago L 75-81	
1/13/00 Milwaukee W 82-64	
2/13/99 Milwaukee W 71-57	
1/14/99 Chicago W 52-50	
2/14/98 Chicago L 68-92	
1/15/98 Milwaukee L 63-72	
2/17/97 Milwaukee W 55-54	

1/23/97 Chicago L 61-78	
2/17/96 Milwaukee W 79-48	
1/27/96 Chicago L 78-87	
2/18/95 Milwaukee L 77-85	
1/21/95 Chicago L 68-80	
2/14/94 Chicago L 66-83	
1/10/94 Milwaukee L 72-87	

UMKC	5-4
Home/Away/Neutral: 3-2/2-2/0-0	
12/3/14 Milwaukee W 65-56	
11/30/13 Kansas City W 84-79	
11/27/99 Kansas City W 70-68	
12/12/98 Milwaukee L 68-88	
2/1/93 Kansas City L 77-99	
1/27/93 Milwaukee W 73-57	
1/25/92 Milwaukee L 58-81	
1/4/92 Kansas City L 74-82	
12/29/90 Milwaukee W 95-88	

Upper Iowa	3-0
Home/Away/Neutral: 3-0/0-0/0-0	
11/19/08 Milwaukee W 87-59	
11/9/07 Milwaukee W 78-53	
11/21/05 Milwaukee W 93-64	

Utah	0-6
Home/Away/Neutral: 0-2/0-4/0-0	
12/30/99 Salt Lake City L 57-71	
12/27/97 Milwaukee L 51-66	
12/23/96 Salt Lake City L 63-77	
12/26/92 Salt Lake City L 62-96	
12/30/91 Salt Lake City L 54-70	
11/28/90 Milwaukee L 78-80	

Valparaiso	11-21
Home/Away/Neutral: 6-9/3-12/2-0	
3/4/17 Detroit, Mich. ^{HLT} W 43-41	
2/21/17 Valparaiso L 61-67	
2/2/17 Milwaukee L 53-71	
2/26/16 Milwaukee L OT 76-80	
1/14/16 Valparaiso L 56-68	
2/15/15 Milwaukee L 55-62	
1/26/15 Valparaiso L 48-73	
3/7/14 Green Bay ^{HLT} W 74-57	
2/15/14 Milwaukee L 62-77	
1/18/14 Valparaiso L 62-75	
2/1/13 Valparaiso L 40-71	
1/12/13 Milwaukee L 52-76	
1/28/12 Milwaukee L 52-55	
12/29/11 Valparaiso W 57-55	
3/5/11 Milwaukee ^{HLT} W 70-63	
2/16/11 Milwaukee W 79-76	

NCAA Division I Series Histories

1/21/11	Valparaiso	L	43-60
1/29/10	Milwaukee	W	85-82
12/31/09	Valparaiso	L	54-55
1/22/09	Valparaiso	L	51-63
1/5/09	Milwaukee	W	61-47
2/25/08	Milwaukee	L	57-66
1/10/08	Valparaiso	W	71-69
12/11/04	Valparaiso	L	71-72
12/10/03	Valparaiso	W	86-82
12/11/02	Milwaukee	W	75-61
11/24/01	Valparaiso	L	69-82
11/29/00	Milwaukee	W	61-59
12/7/96	Valparaiso	L	46-71
12/9/95	Milwaukee	L OT	77-82
2/12/94	Valparaiso	L	53-62
1/13/94	Milwaukee	L	65-73

Villanova			0-1
Home/Away/Neutral: 0-0/0-0/0-1			
3/20/14	Buffalo, N.Y. ^{NCAA}	L	53-73

Virginia Tech			1-0
Home/Away/Neutral: 0-0/0-0/1-0			
12/8/01	Louisville, Ky.	W OT	80-70

Washington State			0-1
Home/Away/Neutral: 0-1/0-0/0-0			
11/11/06	Milwaukee	L	54-74

Western Illinois			6-8
Home/Away/Neutral: 3-4/3-4/0-0			
12/9/17	Macomb	L	69-90
12/17/16	Milwaukee	L	59-75
2/3/99	Macomb	L	58-71
12/4/96	Macomb	L	58-70
11/26/96	Milwaukee	L	52-69
1/31/96	Macomb	W	83-75
12/5/95	Milwaukee	W	69-67
12/31/94	Macomb	L	57-79
12/7/94	Milwaukee	L	76-89
2/28/94	Milwaukee	L	62-77
1/24/94	Macomb	W	74-67
1/6/93	Macomb	W	76-67
12/19/92	Milwaukee	W	92-71
1/16/92	Milwaukee	W	70-69

Western Kentucky			0-1
Home/Away/Neutral: 0-0/0-0/0-1			
11/16/09	Baton Rouge, La.	L	65-69

Western Michigan			3-7
Home/Away/Neutral: 2-4/1-3/0-0			
12/22/17	Milwaukee	L	63-66

1/3/12	Kalamazoo	L	61-72
11/23/10	Milwaukee	L	55-67
12/15/01	Milwaukee	L	51-59
11/21/01	Kalamazoo	L	80-81
11/24/98	Kalamazoo	L	65-74
11/29/97	Milwaukee	L	47-84
12/23/92	Kalamazoo	W	74-63
12/1/92	Milwaukee	W	84-75
1/26/91	Milwaukee	W	88-85

Wisconsin			2-23
Home/Away/Neutral: 0-5/2-18/0-0			

11/24/17	Madison	L	49-71
12/9/15	Madison	W	68-67
12/10/14	Milwaukee	L	54-93
12/11/13	Madison	L	52-78
12/22/12	Madison	L	53-74
12/13/11	Milwaukee	L	54-60
12/8/10	Madison	L	40-61
12/23/09	Madison	L	58-68
11/29/08	Madison	L	46-67
12/12/07	Milwaukee	L	39-61
12/13/06	Madison	L	49-68
12/15/05	Madison	L	68-74
12/15/04	Madison	L	37-66
12/13/03	Madison	L	71-89
11/23/02	Madison	L	72-83
12/27/01	Milwaukee	L	79-81
12/16/00	Madison	L	47-55
11/23/99	Milwaukee	L	49-69
11/16/98	Madison	L	63-75
2/18/98	Madison	L	58-65
12/10/96	Madison	L	41-61
12/23/95	Madison	L	63-94
12/14/94	Madison	L	64-90
11/27/93	Madison	L	84-106
12/12/92	Madison	W	77-72

Wisconsin-La Crosse			1-0
Home/Away/Neutral: 1-0/0-0/0-0			
11/10/17	Milwaukee	W	83-73

Wisconsin-Oshkosh			1-0
Home/Away/Neutral: 1-0/0-0/0-0			
12/23/91	Milwaukee	W	105-77

Wisconsin-Parkside			5-1
Home/Away/Neutral: 5-1/0-0/0-0			
11/23/04	Milwaukee	W	87-50
12/17/02	Milwaukee	W	84-70
12/22/01	Milwaukee	W	91-58
11/28/94	Milwaukee	L	79-80
12/9/92	Milwaukee	W	98-71

11/30/91	Milwaukee	W	91-69
Wright State			29-27
Home/Away/Neutral: 19-7/10-18/0-2			
3/5/18	Detroit, Mich. ^{HILT}	L	53-59
2/10/18	Dayton	W	74-73
1/20/18	Milwaukee	W	66-61
2/9/17	Dayton	L	65-76
1/14/17	Milwaukee	L	67-70
2/4/16	Dayton	L	83-84
1/2/16	Milwaukee	L OT	82-84
2/26/15	Dayton	W	61-58
1/20/15	Milwaukee	W	67-41
3/11/14	Dayton ^{HILT}	W	69-63
1/30/14	Milwaukee	W	68-64
1/21/14	Dayton	L	57-73
2/9/13	Milwaukee	L	49-64
1/5/13	Dayton	L	51-53
2/12/12	Dayton	L	46-70
1/12/12	Milwaukee	W	58-38
1/30/11	Milwaukee	W	54-53
12/30/10	Dayton	L	44-68
2/11/10	Dayton	L	63-68
1/16/10	Milwaukee	W OT	67-61
3/6/09	Indianapolis, Ind. ^{HILT}	L	70-80
2/26/09	Dayton	L	60-70
12/6/08	Milwaukee	W	66-59
2/2/08	Dayton	L	51-53
1/3/08	Milwaukee	W	75-64
2/5/07	Dayton	L	50-76
1/21/07	Milwaukee	W	73-69
2/2/06	Dayton	L	54-59
1/21/06	Milwaukee	W	61-54
2/2/05	Dayton	W	79-70
1/17/05	Milwaukee	W	71-66
2/7/04	Milwaukee	W	72-66
1/27/04	Dayton	W	68-54
2/27/03	Dayton	W	98-65
1/25/03	Milwaukee	W	74-59
2/14/02	Milwaukee	W	94-68
1/17/02	Dayton	W OT	86-80
3/3/01	Dayton ^{MCCT}	L	63-64
2/17/01	Dayton	L	60-75
1/18/01	Milwaukee	W	56-43
2/19/00	Milwaukee	W	81-67
1/20/00	Dayton	L	60-67
2/20/98	Dayton	L	69-71
1/21/99	Milwaukee	W	69-65
2/21/98	Milwaukee	L	65-75
1/22/98	Dayton	W	70-62
2/22/96	Dayton	L	75-99
1/20/96	Milwaukee	L	71-74
1/28/95	Milwaukee	L	74-76

NCAA Division I Series Histories

2/21/94	Milwaukee	L	87-89	2/29/92	Milwaukee	W	71-55
2/1/94	Dayton	W	95-80	2/1/92	Youngstown	W	72-62
2/28/91	Milwaukee	W	106-89	2/7/91	Milwaukee	L	74-82
1/12/91	Dayton	L	79-84	1/14/91	Youngstown	W	74-72

Wyoming 3-0

Home/Away/Neutral: 1-0/2-0/0-0

12/29/07	Laramie	W	80-66
12/27/06	Milwaukee	W	75-73
12/27/05	Laramie	W	84-69

Xavier 0-1

Home/Away/Neutral: 0-0/0-1/0-0

1/26/95	Cincinnati	L	76-96
---------	------------	---	-------

Youngstown State 28-12

Home/Away/Neutral: 16-4/12-8/0-0

1/25/18	Milwaukee	W	66-55
1/4/18	Youngstown	L	63-72
1/22/17	Milwaukee	W OT	94-85
12/29/16	Youngstown	L OT2	87-88
2/22/16	Milwaukee	W	87-51
1/7/16	Youngstown	W	81-65
2/28/15	Youngstown	W	82-74
1/14/15	Milwaukee	W	77-62
2/20/14	Youngstown	L OT	83-88
1/2/14	Milwaukee	W	82-76
2/15/13	Youngstown	L	80-94
1/19/13	Milwaukee	L	72-75
1/31/12	Milwaukee	L	65-73
1/20/12	Youngstown	L	66-68
2/26/11	Youngstown	W OT	94-87
12/2/10	Milwaukee	W	76-67
2/15/10	Milwaukee	W	64-62
1/22/10	Youngstown	W	69-59
2/14/09	Youngstown	L	68-70
1/15/09	Milwaukee	W	69-50
1/24/08	Milwaukee	W	76-69
1/7/07	Youngstown	W	61-39
1/13/07	Youngstown	L	63-81
12/10/06	Milwaukee	L	65-68
2/9/06	Milwaukee	W	98-57
1/26/06	Youngstown	W	78-70
2/12/05	Milwaukee	W	90-67
1/12/05	Youngstown	W	65-42
2/14/04	Youngstown	L	85-84
1/15/04	Milwaukee	W	80-74
2/15/03	Youngstown	W	86-61
1/11/03	Milwaukee	W	74-56
2/9/02	Milwaukee	W	96-76
1/2/02	Youngstown	W	77-55
2/7/94	Milwaukee	W	79-70
1/17/94	Youngstown	W	83-71

Year-by-Year Results

2017-18

Head Coach: Pat Baldwin

Record: 16-17; 8-10 Horizon League

Home Arena: UWM Panther Arena

11/10	La Crosse	W	83-73
11/13	at Iowa State	W	74-56
11/17	Concordia-St. Paul #	L	55-69
11/18	FIU #	W	66-51
11/19	Elon #	W	72-71
11/24	at Wisconsin	L	49-71
11/29	at Northern Illinois	W	75-62
12/2	Montana State	L	64-68
12/5	at Jacksonville	W	62-52
12/9	at Western Illinois	L	69-90
12/13	at Belmont	L	63-82
12/15	Loyola	W	73-56
12/22	Western Michigan	L	63-66
12/28	Oakland*	L	68-76
12/30	Detroit Mercy*	W	87-79
1/4	at Youngstown State*	L	63-72
1/6	at Cleveland State*	W	67-63
1/10	at IUPUI*	L	71-72
1/12	at UIC*	L	73-88
1/15	at Green Bay*	L OT	92-99
1/18	Northern Kentucky*	L	64-93
1/20	Wright State*	W	66-61
1/25	Youngstown State*	W	66-55
1/27	Cleveland State*	W	70-47
1/29	UIC*	L	56-74
2/2	Green Bay*	W	76-58
2/8	at Northern Kentucky*	L	52-54
2/10	at Wright State*	W	74-73
2/16	IUPUI*	L OT	71-76
2/22	at Detroit Mercy*	W	72-49
2/24	at Oakland*	L	70-72
3/4	vs. UIC \$	W	80-75
3/5	vs. Wright State \$	L	53-59

* - Horizon League game

- Black & Gold Shootout (Milwaukee, Wis.)

\$ - Horizon League Tournament (Detroit, Mich.)

2016-17

Head Coach: LaVall Jordan

Record: 11-24; 4-14 Horizon League

Home Arena: UWM Panther Arena

11/11	MSOE	W	88-58
11/16	at Memphis	L	54-68
11/20	at DePaul	L	59-77
11/25	vs. ETSU #	L	62-86
11/26	vs. UC Irvine #	W	54-37
11/27	vs. South Dakota State #	L	58-81
11/30	Jacksonville	W	72-67
12/3	at Montana	L	69-75
12/5	at Montana State	W	83-78
12/10	at Loyola	L	56-72
12/14	at Ohio	L	69-71
12/17	Western Illinois (K)	L	59-75
12/19	Belmont	L	56-62
12/29	at Youngstown State*	L OT2	87-88
12/31	at Cleveland State*	L	53-62

1/6	at Green Bay*	L	74-80
1/12	Northern Kentucky*	W	68-58
1/14	Wright State*	L	67-70
1/17	at UIC*	L	57-71
1/20	Cleveland State*	W	63-62
1/22	Youngstown State*	W OT	94-85
1/27	at Detroit*	W OT	73-69
1/29	at Oakland*	L OT	70-79
2/2	Valparaiso*	L	53-71
2/4	UIC*	L OT	100-105
2/9	at Wright State*	L	65-76
2/11	at Northern Kentucky*	L	63-69
2/18	Green Bay*	L	56-80
2/21	at Valparaiso*	L	61-67
2/24	Detroit* (K)	L	74-81
2/26	Oakland* (K)	L	75-86
3/3	vs. Detroit \$	W	85-60
3/4	vs. Valparaiso \$	W	43-41
3/6	vs. UIC \$	W	74-68
3/7	vs. Northern Kentucky \$	L	53-59

* - Horizon League game; (K) - Klotsche Center

- Sanford Pentagon Showcase (Sioux Falls, SD)

\$ - Horizon League Tournament (Detroit, Mich.)

2015-16

Head Coach: Rob Jeter

Record: 20-13; 10-8 Horizon League

Home Arena: UWM Panther Arena

11/13	vs. Denver &	W	71-58
11/14	vs. Lipscomb &	W	71-65
11/15	at Santa Clara &	W	71-65
11/17	at #18 Notre Dame	L	78-86
11/20	Trinity International	W	85-61
11/23	vs. Murray State #	L	63-66
11/24	vs. Duquesne #	L OT	92-96
11/25	vs. Central Michigan #	W	84-78
12/3	SIUE	W	64-51
12/9	at Wisconsin	W	68-67
12/13	Judson (K)	W	125-74
12/17	South Dakota	L OT2	91-92
12/23	at Minnesota	W	74-65
1/2	Wright State*	L OT	82-84
1/4	Northern Kentucky*	W	76-67
1/7	at Youngstown State*	W	81-65
1/9	at Cleveland State*	W	65-62
1/14	at Valparaiso*	L	56-68
1/16	at UIC*	W	87-62
1/23	Detroit*	W	83-80
1/25	Oakland*	L	79-82
1/29	Green Bay*	W	95-94
2/4	at Wright State*	L	83-84
2/6	at Northern Kentucky*	L	71-75
2/11	at Oakland*	W	93-85
2/13	at Detroit*	L	66-80
2/15	at Green Bay*	L	68-70
2/20	Cleveland State*	W	88-54
2/22	Youngstown State*	W	87-51
2/26	Valparaiso*	L OT	76-80
2/28	UIC*	W	98-85
3/5	Northern Kentucky \$	W	86-69

3/6	Green Bay \$	L	61-70
-----	--------------	---	-------

* - Horizon League game; (K) - Klotsche Center

& - Cable Car Classic (Santa Clara, Calif.)

- Gulf Coast Showcase (Estero, Fla.)

\$ - Horizon League Tournament (Detroit, Mich.)

2014-15

Head Coach: Rob Jeter

Record: 14-16; 9-7 Horizon League

Home Arena: U.S. Cellular Arena

11/14	at Auburn	L	73-83
11/17	Minnesota-Crookston	W	75-54
11/19	IUPUI	L	68-70
11/21	at Oklahoma State	L	68-82
11/24	vs. Louisiana-LaFayette &	W	56-52
11/26	vs. Oral Roberts &	L	66-69
11/29	Concordia-St. Paul	W	64-59
12/3	UMKC	W	65-56
12/7	at DePaul	L	61-83
12/10	#5/#6 Wisconsin	L	54-93
12/14	Montana (K)	W	73-58
12/20	at SIUE	L	56-61
12/22	at Arkansas	L	54-84
12/28	at South Dakota	L	60-84
1/2	at Cleveland State*	L	57-84
1/4	at Detroit*	L	67-83
1/9	Green Bay*	L	63-79
1/14	Youngstown State*	W	77-62
1/20	Wright State*	W	67-41
1/22	at Oakland*	L	53-66
1/26	at Valparaiso*	L	48-73
1/29	UIC*	W	71-65
1/31	Detroit*	W	78-74
2/5	at Green Bay*	L	70-81
2/10	Oakland*	W	84-67
2/15	Valparaiso*	L	55-62
2/19	at UIC*	W	71-60
2/22	Cleveland State*	W	66-60
2/26	at Wright State*	W	61-58
2/28	at Youngstown State*	W	82-74

* - Horizon League game; (K) - Klotsche Center

& - MGM Grand Main Event (Las Vegas, Nev.)

2013-14

Head Coach: Rob Jeter

Record: 21-14; 7-9 Horizon League

Home Arena: U.S. Cellular Arena

11/8	at Loyola	L	72-76
11/11	at Davidson	W	81-77
11/15	vs. San Jose State &	W	64-61
11/16	vs. James Madison &	W	77-66
11/17	at Northern Illinois &	W	82-69
11/19	DePaul	L	71-80
11/23	at Tennessee Tech	W	70-63
11/26	Judson	W	89-56
11/30	at UMKC	W	84-79
12/3	Northern Iowa	W	83-72
12/7	Bradley (K)	W	73-67
12/11	at #4/#6 Wisconsin	L	52-78
12/21	vs. Northeastern #	L	59-62

Year-by-Year Results

12/22	vs. Alabama State #	W	67-54
1/2	Youngstown State*	W	82-76
1/4	Cleveland State*	L	49-77
1/8	at Oakland*	W	84-75
1/12	Green Bay*	L OT	86-93
1/16	at UIC*	W	67-63
1/18	at Valparaiso*	L	62-75
1/21	at Wright State*	L	57-73
1/24	Detroit*	L	54-73
1/30	Wright State* (K)	W	68-64
2/2	Oakland* (K)	W	86-64
2/8	at Green Bay*	W	73-63
2/15	Valparaiso*	L	62-77
2/20	at Youngstown State*	L OT	83-88
2/22	at Cleveland State*	L	50-74
2/25	UIC*	L	58-80
2/27	at Detroit*	W	68-62
3/4	Detroit \$	W	83-73
3/7	vs. Valparaiso \$	W	74-57
3/8	at Green Bay \$	W OT	73-66
3/11	at Wright State \$	W	69-63
3/20	vs. #6/#7 Villanova %	L	53-73

* - Horizon League game; (K) - Klotsche Center
 & - NIU Invitational (DeKalb, Ill.)
 \$ - Horizon League Tournament (Milwaukee, Wis.)
 # - Westin Holiday Classic (New Orleans, La.)
 % - NCAA Tournament (Buffalo, N.Y.)

2012-13

Head Coach: Rob Jeter

Record: 8-24; 3-13 Horizon League

Home Arena: Klotsche Center

11/9	Mary (ND)	W	76-46
11/11	at South Carolina %	L OT	75-82
11/17	Davidson	W	73-68
11/19	at UALR &	L	43-59
11/24	vs. Jacksonville #	L	66-71
11/25	vs. Rider #	L	60-74
12/1	at Northern Iowa	L	61-72
12/5	Buffalo	L	52-72
12/7	Northern Illinois	W OT	80-73
12/9	at DePaul	L	50-84
12/12	at Fairfield	L	46-62
12/15	Tennessee Tech	L	58-69
12/22	at Wisconsin	L	53-74
12/29	Ohio Dominican	W	95-80
1/3	at Detroit*	L	59-74
1/5	at Wright State*	L	51-53
1/12	Valparaiso*	L	52-76
1/17	Cleveland State*	W	69-57
1/19	Youngstown State*	L	72-75
1/23	at UIC*	L	50-60
1/25	Green Bay*	L	54-74
1/30	at Loyola*	L	65-76
2/1	at Valparaiso*	L	40-71
2/7	Detroit*	L	74-82
2/9	Wright State*	L	49-64
2/12	Loyola*	W	71-53
2/15	at Youngstown State*	L	80-94
2/17	at Cleveland State*	L	67-88

2/20	UIC*	W	64-53
2/23	at IUPUI	W OT2	95-88
2/26	at Green Bay*	L	61-78
3/5	at Green Bay \$	L	46-62
* - Horizon League game			
% - Hoops For Hope Classic (Columbia, SC)			
& - Hoops For Hope Classic (Little Rock, Ark.)			
# - Hoops For Hope Classic (Puerto Vallarta, Mex.)			
\$ - Horizon League Tournament (Green Bay, Wis.)			

2011-2012

Head Coach: Rob Jeter

Record: 20-14; 11-7 Horizon

Home Arena: U.S. Cellular Arena

11/12	SW Minnesota St.	W	71-65
11/14	at Northern Illinois	W	59-57
11/18	IUPUI	W	62-49
11/20	Texas Southern	W	73-38
11/23	at Michigan State	L	55-68
11/26	at UALR	W	59-54
12/1	Loyola*	W	59-41
12/3	UIC*	W OT	73-71
12/5	at DePaul	W	87-76
12/10	at Northern Iowa	L	51-67
12/13	Wisconsin	L	54-60
12/17	Omaha (K)	W	86-50
12/22	at Marquette	L	50-64
12/29	at Valparaiso*	W	57-55
12/31	at Butler*	L	50-54
1/3	at Western Michigan	L	61-72
1/7	Green Bay*	W	64-63
1/12	Wright State*	W	58-38
1/14	Detroit*	W	84-74
1/20	at Youngstown State*	L	66-68
1/22	at Cleveland State*	L	57-83
1/26	Butler*	W	53-42
1/28	Valparaiso*	L	52-55
1/31	Youngstown State*	L	65-73
2/4	at Green Bay*	W	81-75
2/10	at Detroit*	L	57-58
2/12	at Wright State*	L	46-70
2/14	Cleveland State*	W	86-84
2/18	Fairfield	W	67-63
2/23	at UIC*	W	72-61
2/25	at Loyola*	W	78-69
2/28	UIC (K) \$	W	68-55
3/2	vs. Butler %	L	49-71
3/13	at TCU &	L	73-83

* - Horizon League game; (K) - Klotsche Center
 \$ - Horizon League Tournament (Milwaukee, Wis.)
 % - Horizon League Tournament (Valparaiso, Ind.)
 & - College Basketball Invitational (Ft. Worth, Tex.)

2010-2011

Head Coach: Rob Jeter

Record: 19-14; 13-5 Horizon

Home Arena: U.S. Cellular Arena

11/12	at Portland &	L	60-80
11/13	vs. Florida Atlantic &	L	76-85
11/14	vs. UC Davis &	W	73-62

11/17	at Niagara	W	90-73
11/20	Northern Iowa	W	65-63
11/23	Western Michigan (K)	L	55-67
11/27	Marquette	L	72-75
12/2	Youngstown State*	W	76-67
12/4	Cleveland State*	L	59-82
12/8	at Wisconsin	L	40-61
12/11	at South Dakota State	W	82-70
12/14	at DePaul	L	47-61
12/18	Bowling Green	W	72-69
12/30	at Wright State*	L	44-68
1/1	at Detroit*	W OT	84-81
1/3	Butler*	W	76-52
1/8	at Green Bay*	L	64-69
1/13	UIC*	W	87-75
1/15	Loyola*	L	65-71
1/21	at Valparaiso*	L	43-60
1/23	at Butler*	W OT	86-80
1/28	Detroit*	W	72-67
1/30	Wright State*	W	54-53
2/5	Green Bay*	W	88-75
2/10	at Loyola*	W	66-57
2/12	at UIC*	W	70-59
2/16	Valparaiso*	W	79-76
2/19	at Buffalo	L	65-80
2/24	at Cleveland State*	W	87-83
2/26	at Youngstown State*	W OT	94-87
3/5	Valparaiso \$	W	70-63
3/8	Butler \$	L	44-59
3/16	at Northwestern %	L	61-70

* - Horizon League game; (K) - Klotsche Center
 & - Athletes In Action Classic (Portland, Ore.)
 \$ - Horizon League Tournament (Milwaukee, Wis.)
 % - National Invitation Tournament (Evanston, Ill.)

2009-2010

Head Coach: Rob Jeter

Record: 20-14; 10-8 Horizon

Home Arena: U.S. Cellular Arena

11/13	Concordia-St. Paul	W	89-73
11/16	vs. Western Kentucky #	L	65-69
11/17	vs. Indiana State #	L	63-76
11/21	Hillsdale	W	62-54
11/23	vs. Texas State @	W	96-77
11/24	vs. Colgate @	W	69-60
11/28	at Bowling Green	W OT	90-83
12/3	UIC*	W	57-52
12/5	Loyola*	L	64-69
12/8	at Marquette	L	51-71
12/12	at North Dakota State	W	84-73
12/19	Miami (Ohio)	W	68-61
12/23	at Wisconsin	L	58-68
12/31	at Valparaiso*	L	54-55
1/2	at Butler*	L	67-80
1/5	at SIUE	W	83-73
1/9	Green Bay*	W	71-51
1/14	Detroit*	L	65-81
1/16	Wright State*	W OT	67-61
1/22	at Youngstown State*	W	69-59
1/24	at Cleveland State*	L	72-73

Year-by-Year Results

1/29	Valparaiso*	W	85-82
1/31	Butler*	L	66-73
2/6	at Green Bay*	L	54-61
2/11	at Wright State*	L	63-68
2/13	at Detroit*	W	71-60
2/15	Youngstown State*	W	64-62
2/18	Cleveland State*	W	69-59
2/20	Niagara	L	79-85
2/25	at Loyola*	W	63-61
2/27	at UIC*	W	78-74
3/2	UIC \$	W	73-67
3/5	vs. Cleveland State %	W	82-75
3/6	at Butler %	L	59-68

* - Horizon League game

- NIT Season Tipoff (Baton Rouge, La.)

@ - NIT Season Tipoff (Fort Worth, Tex.)

\$ - Horizon League Tournament (Milwaukee, Wis.)

% - Horizon League Tournament (Indianapolis, Ind.)

2008-2009

Head Coach: Rob Jeter

Record: 17-14; 11-7 Horizon

Home Arena: U.S. Cellular Arena

11/14	vs. Loyola Marymount #	W	75-51
11/15	vs. Cal Davis #	W	81-75
11/16	at Iowa State #	L	61-79
11/19	Upper Iowa	W	87-59
11/22	at Marquette	L	80-100
11/25	Ball State	L	69-82
11/29	at Wisconsin	L	46-67
12/4	Detroit*	W	71-62
12/6	Wright State*	W	66-59
12/11	at Miami (Ohio)	L	45-69
12/20	Bradley	W	86-74
12/30	at UIC*	W	71-66
1/3	at Loyola*	W	80-66
1/5	Valparaiso*	W	61-47
1/9	Green Bay*	L OT	75-77
1/12	SIUE	W	70-59
1/15	Youngstown State*	W	69-50
1/17	Cleveland State*	W	77-75
1/22	at Valparaiso*	L	51-63
1/24	at Butler*	L	48-78
1/28	Loyola*	W	72-58
1/31	UIC*	W	63-62
2/7	at Green Bay*	L	68-72
2/12	at Cleveland State*	L	61-70
2/14	at Youngstown State*	L	68-70
2/18	Butler*	W	63-60
2/21	North Dakota State	L	69-77
2/26	at Wright State*	L	60-70
2/28	at Detroit*	W	68-63
3/3	Loyola \$	W	77-68
3/6	vs. Wright State %	L	70-80

* - Horizon League game

- World Vision Classic (Ames, Iowa)

\$ - Horizon League Tournament (Milwaukee, Wis.)

% - Horizon League Tournament (Indianapolis, Ind.)

2007-2008

Head Coach: Rob Jeter

Record: 14-16; 9-9 Horizon

Home Arena: U.S. Cellular Arena

11/9	Upper Iowa	W	78-53
11/14	at Ball State	W OT	81-74
11/18	Northern Iowa	L	66-73
11/20	South Dakota State	W	89-80
11/24	Drake	L	59-80
11/27	Sam Houston State	L	77-81
11/30	at Marquette	L	65-100
12/6	at UIC*	L	73-91
12/8	at Loyola*	L OT	68-73
12/12	Wisconsin	L	39-61
12/19	Central Michigan	W	74-71
12/29	at Wyoming	W	80-66
1/3	Wright State*	W	75-64
1/5	Detroit*	W	55-53
1/7	at Youngstown State*	W	61-39
1/10	at Valparaiso*	W	71-69
1/12	at Butler*	L	56-72
1/19	at Green Bay*	W	65-61
1/24	Youngstown State*	W	76-69
1/26	Cleveland State*	W	79-71
1/31	at Detroit*	L	61-72
2/2	at Wright State*	L	51-53
2/12	Butler*	L OT	75-83
2/16	Green Bay*	W	66-56
2/20	at Cleveland State*	L	64-74
2/23	at Bradley	L	72-84
2/25	Valparaiso*	L	57-66
2/28	Loyola*	W	68-53
3/1	UIC*	L	55-63
3/4	Loyola \$	L	51-57

* - Horizon League game

\$ - Horizon League Tournament (Milwaukee, Wis.)

2006-2007

Head Coach: Rob Jeter

Record: 9-22; 6-10 Horizon

Home Arena: U.S. Cellular Arena

11/10	Radford &	W	72-60
11/11	Washington State &	L	54-74
11/12	UAB &	L	60-75
11/15	at Michigan #	L	59-66
11/19	at Northern Iowa	L	58-69
11/22	South Dakota State	W	75-58
11/26	Tennessee Tech	L	68-78
11/29	at Central Michigan	L	61-76
12/2	at Oakland	L	70-76
12/6	at Missouri State	L	60-79
12/10	Youngstown State*	L	65-68
12/13	at Wisconsin	L	49-68
12/22	at Sam Houston State	L	73-89
12/27	Wyoming	W	75-73
12/30	Butler*	L	50-55
1/4	Detroit*	W OT	65-64
1/6	at Loyola*	L	74-87
1/11	at Cleveland State*	W	60-48
1/13	at Youngstown State*	L	63-81

1/17	UIC*	W	76-65
1/21	Wright State*	W	73-69
1/25	at Detroit*	L OT	84-91
1/27	Green Bay*	L	67-73
1/29	Cleveland State*	W OT	57-56
2/3	at Butler*	L	47-66
2/5	at Wright State*	L	50-76
2/14	Loyola*	L	56-66
2/17	at Drake	L	76-84
2/21	at UIC*	L	59-72
2/24	at Green Bay*	W	74-73
2/27	at UIC \$	L	77-83

* - Horizon League game

& - John Thompson Classic (Milwaukee, Wis.)

- John Thompson Classic (Ann Arbor, Mich.)

\$ - Horizon League Tournament (Chicago, Ill.)

2005-2006

Head Coach: Rob Jeter

Record: 22-9; 12-4 Horizon

Home Arena: U.S. Cellular Arena

11/15	at Memphis %	L	52-79
11/21	Upper Iowa	W	93-64
11/28	at Tennessee Tech	L	67-72
12/3	Saint Louis	W	82-71
12/6	at South Dakota State	W	76-51
12/10	Hawai'i	W	58-52
12/15	at Wisconsin	L	68-74
12/17	Green Bay*	W	80-60
12/21	Oakland	W	83-60
12/27	at Wyoming	W	84-69
12/30	at Montana	W	78-74
1/2	Cleveland State*	W	75-68
1/5	at UIC*	W	68-45
1/7	Butler*	W	64-59
1/11	Loyola*	W	78-75
1/14	at Green Bay*	L	77-84
1/18	at Detroit*	W	72-71
1/21	Wright State*	W	61-54
1/26	at Youngstown State*	W	78-70
1/30	at Loyola*	W	68-57
2/2	at Wright State*	L	54-59
2/4	at Butler*	L OT	60-63
2/9	Youngstown State*	W	98-57
2/11	at Cleveland State*	W	86-57
2/15	UIC*	L OT	86-94
2/18	Missouri State	L	63-72
2/21	Detroit*	W	76-57
3/4	Loyola &	W	80-66
3/7	Butler &	W	87-71
3/16	vs. Oklahoma \$	W	82-74
3/18	vs. Florida \$	L	60-82

* - Horizon League game

% - Preseason NIT

& - Horizon League Tournament (Milwaukee, Wis.)

\$ - NCAA Tournament (Jacksonville, Fla.)

2004-2005

Head Coach: Bruce Pearl

Record: 26-6; 14-2 Horizon

Year-by-Year Results

Home Arena: U.S. Cellular Arena

11/20	Prairie View A&M	W	117-55
11/23	Parkside	W	87-50
11/28	Air Force	W	50-45
12/1	South Dakota State	W	89-54
12/4	at UIC*	W	75-67
12/7	at Saint Louis	W	57-47
12/11	at Valparaiso	L	71-72
12/15	at Wisconsin	L	37-66
12/22	vs. Kansas %	L	62-73
12/30	at Manhattan	W OT	88-78
1/3	Detroit*	L	68-76
1/6	at Butler*	W OT	71-68
1/8	Loyola*	W	73-56
1/12	at Youngstown State.*	W	65-42
1/15	Green Bay*	W	86-56
1/17	Wright State*	W	71-66
1/20	Cleveland State*	W	85-65
1/22	at Detroit*	W	61-48
1/26	at Purdue	W	73-68
1/29	at Green Bay*	L	72-76
2/2	at Wright State	W	79-70
2/5	UIC*	W	85-75
2/10	at Loyola*	W	74-67
2/12	Youngstown State*	W	90-67
2/16	Butler*	W	64-53
2/19	at Hawai'i	W	87-81
2/26	at Cleveland State*	W	81-59
3/5	Loyola &	W	94-76
3/8	Detroit &	W	59-58
3/17	vs. Alabama \$	W	83-73
3/19	vs. Boston College \$	W	83-75
3/24	vs. Illinois #	L	63-77

* - Horizon League game

% - Played at Kemper Arena (Kansas City, Mo.)

& - Horizon League Tournament (Milwaukee, Wis.)

\$ - NCAA Tournament (Cleveland, Ohio)

- NCAA Tournament (Rosemont, Ill.)

2003-2004

Head Coach: Bruce Pearl

Record: 20-11; 13-3 Horizon

Home Arena: U.S. Cellular Arena

11/22	Montana	W	95-83
11/25	Concordia-St. Paul (K)	W	90-62
11/29	Southern Illinois	L	77-81
12/3	at Prairie View A&M	W	87-70
12/7	at NC State	L	71-77
12/10	at Valparaiso	W	86-82
12/13	at Wisconsin	L	71-89
12/23	UIC*	W	78-62
12/29	at Santa Clara ^	L	64-66
12/30	vs. Idaho State ^	W	85-70
1/2	at Air Force	L	49-71
1/5	Detroit*	W	82-74
1/8	Butler*	W	71-59
1/10	at Loyola*	W	97-87
1/15	Youngstown State* (K)	W	80-74
1/17	at Green Bay*	W	82-70
1/22	at Cleveland State*	W	78-64

1/24	at Detroit*	W	85-68
1/27	at Wright State*	W	68-54
1/31	Green Bay*	W	81-70
2/5	at UIC*	L	82-86
2/7	Wright State*	W	72-66
2/12	Loyola*	W	77-71
2/14	at Youngstown State*	L	84-85
2/17	at Butler*	L	75-58
2/21	Manhattan	L	76-83
2/28	Cleveland State* (K)	W	88-63
3/6	vs. Detroit #	W	58-50
3/9	UIC &	L	62-65
3/17	Rice \$	W	91-63
3/20	at Boise State \$	L	70-73

* - Horizon League game; (K) - Klotsche Center

^ - Cable Car Classic (Santa Clara, Calif.)

- Horizon League Tournament (Indianapolis, Ind.)

& - Horizon League Tournament (Milwaukee, Wis.)

\$ - National Invitation Tournament

2002-2003

Head Coach: Bruce Pearl

Record: 24-8; 13-3 Horizon

Home Arena: Klotsche Center

11/23	at Wisconsin	L	72-83
11/26	Mississippi Valley St.	W	77-75
11/28	vs. SEMO ^	L	75-89
11/30	vs. Indiana State ^	W	71-59
12/1	vs. Maine ^	W	79-63
12/6	vs. Florida Int'l &	W	61-48
12/7	at Missouri State &	W	86-77
12/11	Valparaiso	W	75-61
12/14	at Mississippi Valley State	W	83-75
12/17	Parkside	W	84-70
12/21	Loyola*	W	100-80
12/28	at Georgia	L	69-89
1/2	at Detroit*	W	73-72
1/4	at Cleveland State*	W	70-58
1/9	at UIC*	L	92-102
1/11	Youngstown State*	W	74-56
1/14	at Chicago State	W	81-73
1/18	at Green Bay*	L	68-79
1/23	Butler*	W	69-65
1/25	Wright State*	W	74-59
2/1	at Loyola*	W	92-91
2/6	Detroit*	W	61-50
2/8	Cleveland State*	W	86-69
2/10	Green Bay*	W	78-54
2/13	UIC*	W	81-78
2/15	at Youngstown State*	W	86-61
2/22	at Southern Illinois	L	64-66
2/27	at Wright State*	W	98-65
3/1	at Butler*	L	74-76
3/8	UIC #	W	75-73
3/11	Butler #	W	69-52
3/20	vs. Notre Dame &	L	69-70

* - Horizon League game

^ - University Hoops Classic (New Orleans, La.)

& - Pizza Hut Classic (Springfield, Mo.)

- Horizon League Tournament (Milwaukee, Wis.)

& - NCAA Tournament (Indianapolis, Ind.)

2001-2002

Head Coach: Bruce Pearl

Record: 16-13; 11-5 Horizon

Home Arena: Klotsche Center

11/17	Concordia-St. Paul	W	77-63
11/21	at Western Michigan	L	80-81
11/24	at Valparaiso	L	69-82
11/30	at Iowa State ^	L	62-71
12/1	vs. Omaha ^	W	87-68
12/4	Chicago State	W	84-47
12/7	at Louisville \$	L	75-90
12/8	vs. Virginia Tech \$	W OT	80-70
12/15	Western Michigan	L	51-59
12/22	Parkside	W	91-58
12/27	Wisconsin	L	79-81
12/30	at Colorado	L	87-93
1/2	at Youngstown State*	W	77-55
1/5	Green Bay*	W	63-51
1/10	Loyola*	L	87-91
1/12	UIC*	W	75-49
1/17	at Wright State*	W OT	86-80
1/19	at Butler*	W	73-72
1/24	Cleveland State*	W	78-69
1/26	Detroit*	W	66-48
1/30	Butler*	L	58-59
2/4	at Loyola*	W	80-70
2/7	at UIC*	L	71-73
2/9	Youngstown State*	W	96-76
2/14	Wright State*	W	94-68
2/21	at Cleveland State*	L	67-69
2/23	at Detroit*	L	61-94
2/25	at Green Bay*	W	76-66
3/2	vs. UIC #	L	63-75

* - Horizon League game

^ - Tribune Cyclone Challenge (Ames, Iowa)

\$ - Jim Thorpe Classic (Louisville, Ky.)

- Horizon League Tournament (Cleveland, Ohio)

2000-2001

Head Coach: Bo Ryan

Record: 15-13; 7-7 MCC

Home Arena: Klotsche Center

11/19	at Iowa	L	79-83
11/21	Lipscomb	W	74-58
11/24	vs. Florida Atlantic ^	W	78-60
11/25	vs. Canisius ^	L	80-82
11/27	at Bethune-Cookman	W	73-63
11/29	Valparaiso	W	61-59
12/4	at Chicago State	W	72-55
12/6	at Illinois	L	44-85
12/16	at Wisconsin	L	47-55
12/23	San Diego	W	58-55
12/27	Mount Senario	W	100-21
12/30	Colorado	L OT	71-74
1/2	at San Diego	W	81-77
1/6	at Green Bay*	L	49-53
1/11	at UIC*	L OT4	106-112
1/14	at Loyola*	W OT2	94-93

Year-by-Year Results

1/18	Wright State*	W	56-43
1/20	Butler*	L	51-60
1/25	at Detroit*	L	51-54
1/27	at Cleveland State*	L	34-57
2/3	Green Bay*	W	79-57
2/8	Loyola*	W	67-65
2/10	UIC*	W	70-49
2/15	at Butler*	L OT	75-80
2/17	at Wright State*	L	60-75
2/22	Cleveland State*	W	86-68
2/24	Detroit*	W	80-69
3/3	at Wright State #	L	63-64

* - MCC Game

^ - Golden Panther Thanksgiving Shootout (Miami, Fla.)

- MCC Tournament (Dayton, Ohio)

1999-2000

Head Coach: Bo Ryan

Record: 15-14; 6-8 MCC

Home Arena: Klotsche Center

11/20	at Central Michigan	W	69-68
11/23	Wisconsin	L	49-69
11/27	at UMKC	W	70-68
12/3	vs. Troy State ^	W	80-61
12/4	at Ball State ^	L	58-71
12/6	Michigan Tech	W	86-52
12/8	at Iowa State	L	64-78
12/11	Farleigh Dickinson	W	76-59
12/14	Bethune-Cookman	W	84-76
12/27	at Cincinnati	L	60-93
12/30	at Utah	L	57-71
1/4	Stony Brook	W	83-48
1/8	at Green Bay*	L	65-67
1/13	UIC*	W	82-64
1/15	Loyola*	W	92-58
1/20	at Wright State*	L	60-67
1/22	at Butler*	L	64-72
1/27	Detroit*	W	64-59
1/29	Cleveland State*	L OT	105-109
2/5	Green Bay*	W	67-42
2/10	at Loyola*	L	77-79
2/12	at UIC*	L	75-81
2/15	Chicago State	W	79-61
2/17	Butler*	L	72-84
2/19	Wright State*	W	81-67
2/24	at Cleveland State*	W	70-67
2/26	at Detroit*	L	48-88
3/4	vs. Green Bay #	W	62-58
3/5	vs. Butler #	L	51-65

* - MCC Game

^ - Ball State Tournament (Muncie, Ind.)

- MCC Tournament (Chicago, Ill.)

1998-1999

Head Coach: Ric Cobb

Record: 8-19; 5-9 MCC

Home Arena: Klotsche Center

11/16	at Wisconsin	L	63-75
11/21	Central Michigan	W	73-67
11/24	at Western Michigan	L	65-74

11/28	at Stony Brook	W	74-60
12/1	at Indiana State	L	66-79
12/5	Sam Houston State	L	58-59
12/8	at Marquette	L	56-77
12/12	UMKC	L	68-88
12/14	at Northwestern	L	44-80
12/20	Tri-State	L	53-56
12/29	Trinity International	W	74-66
1/2	Detroit*	L	54-71
1/7	at Green Bay*	L	66-74
1/12	at Loyola*	W	78-59
1/14	at UIC*	W	52-50
1/21	Wright State*	W	69-65
1/23	Butler*	L	65-68
1/28	at Detroit*	L	53-78
1/30	at Cleveland State*	L	68-72
2/3	at Western Illinois	L	58-71
2/6	Green Bay*	W	59-57
2/11	Loyola*	L OT	68-76
2/13	UIC*	W	71-57
2/16	Cleveland State*	L	64-75
2/18	at Butler*	L	63-78
2/20	at Wright State*	L	69-71
2/27	vs. Green Bay #	L	66-72

* - MCC Game

- MCC Tournament (Chicago, Ill.)

1997-1998

Head Coach: Ric Cobb

Record: 3-24; 2-12 MCC

Home Arena: Wisconsin Center Arena

11/19	at Evansville	L	51-69
11/22	Western Illinois	W	62-57
11/26	at Toledo	L	35-70
11/29	Western Michigan	L	47-84
12/2	at NE Illinois	L	61-63
12/6	at Sam Houston State	L	67-69
12/9	Indiana State	L	62-74
12/14	at Marquette	L	56-69
12/22	at Fairleigh Dickinson	L	77-91
12/27	Utah	L	51-66
12/30	Texas-San Antonio	L	77-78
1/3	at Detroit*	L	56-83
1/5	at Cleveland State*	L	47-70
1/10	Green Bay*	L	51-68
1/15	UIC*	L	63-72
1/17	Loyola*	L	57-63
1/22	at Wright State*	W	70-62
1/24	at Butler*	L	66-74
1/29	Detroit*	L	68-83
1/31	Cleveland State*	W	81-78
2/2	at Green Bay*	L	72-80
2/9	Butler*	L	56-71
2/12	at Loyola*	L	67-71
2/14	at UIC*	L	68-92
2/18	at Wisconsin	L	58-65
2/21	Wright State*	L	65-75
2/28	vs. Detroit #	L	60-74

* - MCC Game

- MCC Tournament (Green Bay, Wis.)

1996-1997

Head Coach: Ric Cobb

Record: 8-20; 4-12 MCC

Home Arena: Wisconsin Center Arena

11/22	Minnesota-Morris (K)	W	76-62
11/24	at Marquette	L	55-82
11/26	Western Illinois	L	52-69
11/30	Stetson	W	68-56
12/4	at Western Illinois	L	58-70
12/7	at Valparaiso	L	46-71
12/10	at Wisconsin	L	41-61
12/12	NE Illinois	W	55-54
12/23	at Utah	L	63-77
12/30	at Texas-San Antonio	L	76-82
1/4	at Northern Illinois*	L	58-72
1/9	Detroit*	W	47-46
1/11	Cleveland State*	L	67-74
1/16	at Butler*	L	59-75
1/18	Wright State*	W	61-60
1/23	at UIC*	L	61-78
1/27	at Green Bay*	L	49-62
2/1	Loyola* (K)	L	60-78
2/3	Northern Illinois*	W	64-59
2/6	at Detroit*	L	52-67
2/8	at Cleveland State*	L	54-56
2/13	at Wright State*	L	55-75
2/15	Butler*	L	46-74
2/17	UIC*	W	55-54
2/22	at Loyola*	L	56-71
2/24	Green Bay*	L	46-62
2/28	at Wright State #	W	81-70
3/1	vs. Butler #	L	36-48

* - MCC Game

- MCC Tournament (Dayton, Ohio)

(K) - Klotsche Center

1995-1996

Head Coach: Ric Cobb

Record: 9-18; 5-11 MCC

Home Arena: MECCA Arena

11/24	Illinois Tech	W	101-63
11/26	at Marquette	L	74-91
11/28	at Iowa State	L	52-63
12/5	Western Illinois	W	69-67
12/7	NE Illinois	L	52-69
12/9	Valparaiso	L OT	77-82
12/14	at NE Illinois	L	73-74
12/23	at Wisconsin	L	63-94
12/28	at Stetson	W	73-57
1/4	Cleveland State*	W	73-55
1/8	Butler*	L	67-71
1/11	at Northern Illinois*	L	64-67
1/13	at Detroit*	L	59-76
1/18	Green Bay	L	54-67
1/20	Wright State*	L	71-74
1/25	at Loyola*	W	76-70
1/27	at UIC*	L	78-87
1/31	at Western Illinois	W	83-75
2/3	at Butler*	L	45-65
2/5	Detroit*	L	65-69

Year-by-Year Results

2/8	at Cleveland State*	W	97-84
2/15	Northern Illinois*	L OT2	90-100
2/17	UIC*	W	79-48
2/19	at Green Bay*	L	66-81
2/22	at Wright State*	L	75-99
2/26	Loyola*	W	61-58
3/2	vs. Northern Illinois #	L	78-80

* - MCC Game

- MCC Tournament (Dayton, Ohio)

1994-1995

Head Coach: Steve Antrim

Record: 3-24; 2-13 MCC

Home Arena: MECCA Arena

11/28	Parkside	L	79-80
12/2	at Marquette ^	L	59-101
12/3	vs. Siena ^	L	58-75
12/5	at NE Illinois	L	76-85
12/7	Western Illinois	L	76-89
12/10	SEMO	L	71-75
12/14	at Wisconsin	L	64-90
12/17	NE Illinois	W	74-69
12/27	at Dayton	L	70-84
12/31	at Western Illinois*	L	57-79
1/5	Butler*	L	48-64
1/7	Northern Illinois*	L	74-88
1/15	Green Bay*	L	58-79
1/19	at Loyola*	W	90-81
1/21	at UIC*	L	68-80
1/26	at Xavier*	L	76-96
1/28	Wright State*	L	74-76
1/30	Detroit*	L	59-69
2/2	at Butler*	L	75-85
2/4	at Northern Illinois*	L	61-89
2/9	Cleveland State*	L	64-87
2/16	Loyola*	W	74-56
2/18	UIC*	L	77-85
2/20	at Green Bay*	L	43-63
2/25	at LaSalle*	L	51-80
3/2	at SEMO	L OT	90-98
3/4	at Florida Atlantic	L	59-68

* - MCC Game

^ - Marquette Tournament (Milwaukee, Wis.)

1993-1994

Head Coach: Steve Antrim

Record: 10-17; 7-11 Mid-Continent

Home Arena: MECCA Arena

11/27	at Wisconsin	L	84-106
12/4	NE Illinois	L	66-81
12/6	Eastern Michigan	L OT	94-102
12/8	at Central Michigan	W	53-44
12/11	New Hampshire	W	72-70
12/31	at Fairfield	L	65-83
1/6	at NE Illinois	L	80-87
1/10	UIC*	L	72-87
1/13	Valparaiso*	L	65-73
1/15	at Cleveland State*	L	60-84
1/17	at Youngstown State*	W	83-71
1/19	Northern Illinois*	W	72-70

1/24	at Western Illinois*	W	74-67
1/26	Green Bay*	L	42-64
1/29	at Eastern Illinois*	L	50-52
2/1	at Wright State*	W	95-80
2/5	Cleveland State*	L	97-75
2/7	Youngstown State*	W	79-70
2/12	at Valparaiso*	L	53-62
2/14	at UIC*	L	66-83
2/19	Eastern Illinois*	W	70-59
2/21	Wright State*	L	87-89
2/24	at Green Bay*	W	58-55
2/26	at Northern Illinois*	L	52-77
2/28	Western Illinois*	L	62-77
3/2	Chicago State	W	83-45
3/5	at Marquette	L	51-73

* - Mid-Continent Conference Game

1992-1993

Head Coach: Steve Antrim

Record: 23-4

Home Arena: MECCA Arena

12/1	Western Michigan	W	84-75
12/3	NE Illinois	W	94-78
12/7	at Alcorn State	W	91-76
12/9	Parkside (K)	W	98-71
12/12	at Wisconsin	W	77-72
12/15	Northern Illinois	W	79-71
12/19	Western Illinois	W	92-71
12/23	at Western Michigan	W	74-63
12/26	at Utah	L	62-96
12/28	at Northern Illinois	W	82-57
12/31	Alcorn State	W	94-80
1/2	Fairfield	W	75-59
1/6	at Western Illinois	W	76-67
1/9	at New Hampshire	W	86-70
1/13	Green Bay	W OT	75-68
1/17	Cal State Northridge	W	78-65
1/23	Sacramento State	W	96-44
1/27	UMKC	W	73-57
1/30	at Chicago State	W	78-60
2/1	at UMKC	L	77-99
2/8	Chicago State	W	65-64
2/13	at NE Illinois	L OT	86-91
2/18	at Cal St. Northridge	W	75-74
2/20	at Southern Utah	L OT	80-81
2/24	Southern Utah (K)	W	66-56
2/27	at Sacramento State	W	78-76
3/3	at Green Bay	W	61-48

(K) - Klotsche Center

1991-1992

Head Coach: Steve Antrim

Record: 20-8

Home Arena: Klotsche Center

11/25	at Tenn.-Chattanooga	L	80-85
11/30	Parkside	W	91-69
12/5	Morehead State	W	94-90
12/7	C. Connecticut State	W	96-77
12/9	Maine	W	87-73
12/12	Montana State #	W	77-75

12/23	Oshkosh	W	105-77
12/27	at Montana State	W	70-67
12/30	at Utah	L	54-70
1/4	at UMKC	L	74-82
1/6	at SEMO	W	83-71
1/9	at Sacramento State	L OT2	106-110
1/16	Western Illinois #	W	70-69
1/18	at Drake	W	47-46
1/25	UMKC	L	58-81
1/27	Cal St. Northridge #	W	90-71
1/30	at NE Illinois	W	84-61
2/1	at Youngstown State	W	72-62
2/6	Eastern Illinois	W	78-60
2/8	NE Illinois	W	89-56
2/11	Sacramento State	W	89-61
2/15	at Cal St. Northridge	L OT2	69-80
2/19	at Eastern Michigan	W	90-74
2/22	at Maine	L	59-61
2/26	SEMO #	L	64-80
2/29	Youngstown State #	W	71-55
3/7	Central Michigan	W	92-71

- at MECCA Arena

1990-1991

Head Coach: Steve Antrim

Record: 18-10

Home Arena: Klotsche Center

11/23	Illinois Tech	W	88-66
11/26	Tenn.-Chattanooga #	W	72-69
11/28	Utah #	L	78-80
12/3	at Illinois	L OT2	116-120
12/8	Southern Utah	L	80-89
12/12	at Eastern Illinois	L	59-67
12/15	Central Florida	W	86-84
12/17	Tennessee Tech #	W	82-73
12/29	UMKC	W	95-88
1/5	at Morehead State	L	61-73
1/9	at Central Michigan	L	44-59
1/12	at Wright State	L	79-84
1/14	at Youngstown State	W	74-72
1/17	Cal St. Northridge	W	78-63
1/19	at Chicago State	W	101-94
1/22	Eastern Michigan #	L	75-79
1/26	Western Michigan	W	88-85
1/31	at Central Florida	W	88-87
2/2	NE Illinois	W	112-72
2/7	Youngstown State	L	74-82
2/11	at Cal St. Northridge	W	95-77
2/14	at NE Illinois	W	91-66
2/16	at Nicholls State	W	74-66
2/19	at Southern Utah	L OT2	105-106
2/26	Chicago State #	W	86-77
2/28	Wright State	W	106-89
3/2	Florida Int'l	W	87-65
3/4	Nicholls State	W	99-72

at MECCA Arena

Year-by-Year Results

1989-1990

Head Coach: Steve Antrim

Record: 10-18

Home Arena: Klotsche Center

11/25	at Tennessee Tech	L	71-85
11/27	Northern Michigan	W	77-76
11/30	at Eastern Michigan	L	57-76
12/2	Indianapolis	L	76-80
12/4	Central State	W	73-65
12/9	Michigan Tech	L	70-78
12/15	Southwest Baptist	L OT2	80-85
12/16	Bemidji State	W	68-60
12/21	at Western Michigan	L	64-72
12/23	at Akron	L	56-83
12/29	Virginia Union	L	64-95
12/30	Ferris State	W	96-87
1/6	at SIUE	L	75-80
1/11	at Florida Int'l	W	64-62
1/17	at Colorado	L	74-92
1/18	at UMKC	L	80-93
1/22	Winona State	W	75-61
1/24	NE Illinois	L	78-79
1/27	SIUE	L	77-84
1/29	Illinois Tech	W	103-75
1/31	Platteville	L	60-78
2/3	at Parkside	L	66-71
2/5	at Northern Michigan	L	74-78
2/7	IUPUI	W	106-88
2/12	at Youngstown State	W	63-57
2/14	at NE Illinois	W	87-72
2/24	Parkside	L	56-62
2/26	Grand Valley State	L OT	80-92

1988-89

Head Coach: Steve Antrim

Record 24-7

Home Arena: Klotsche Center

11/19	Viterbo	W	66-54
11/22	Illinois Tech	W	84-73
11/30	Lake Superior State	W	84-70
12/2	North Central	W	105-95
12/6	at Mankato State	L	74-93
12/8	NE Illinois	W	105-77
12/10	Wayne State	W	83-71
12/14	at St. Cloud State	L OT	109-115
12/29	Grand Valley State ^	L	70-80
12/30	West Georgia ^	W	79-72
1/2	at Lake Superior St.	W	92-78
1/4	at Northern Michigan	L	68-70
1/7	at SIUE	L	74-84
1/16	at Indianapolis	W	93-92
1/21	SIUE	W	101-89
1/24	Lakeland	W	125-79
1/26	Parkside	W	79-69
1/28	IUPUI	W	99-88
1/30	Northern Michigan	W	86-79
2/3	at St. Norbert	W	85-83
2/6	at UMKC	W	72-67
2/11	at Parkside	W OT2	86-79
2/14	Carroll College	W	104-85

2/18	Quincy	W	111-62
2/20	Winona State	W	112-84
2/25	Eau Claire	W	82-81
2/28	at Wayne State	W	91-86
3/4	at Wright State	L	96-105
3/17	vs. Augustana (SD) #	W	99-95
3/18	at Northern Colorado #	W OT	89-88
3/23	vs. SE Missouri State &	L	84-93
^ - Rydell Classic Tournament			
# - NCAA Division II Regional (Greeley, Colo.)			
& - NCAA Division II Elite 8 (Springfield, Mass.)			

1987-1988

Head Coach: Steve Antrim

Record: 16-12

Home Arena: Klotsche Center

11/22	Ferris State	L	84-96
11/24	Oshkosh	L	68-76
11/28	at Eastern Michigan	L	67-71
12/2	St. Cloud State	L	78-81
12/4	North Dakota	W	77-70
12/5	Mankato State	L	59-67
12/7	at Ferris State	L	84-93
12/13	at Northern Michigan	W	79-78
12/15	at Eastern Illinois	L	79-94
12/21	IUPUI	W	90-75
12/28	vs. Abilene Christian ^	W	88-78
12/29	at Quincy ^	L	74-82
12/30	IPFW	L	61-77
1/4	at Rosary	W	71-70
1/6	at Lewis	W	84-82
1/14	at Quincy	L	60-78
1/16	at SIUE	L	64-83
1/23	La Crosse	W	73-59
1/28	at Eau Claire	L	59-64
1/30	Taylor (Ind.)	W	85-63
2/1	at Lakeland	W	114-62
2/5	St. Norbert	W	96-60
2/6	Stevens Point	W	87-74
2/13	at Parkside	W	72-70
2/15	Lewis	W	94-85
2/23	Parkside	W	95-76
2/27	SIUE	W	93-85
3/1	Northern Michigan	W	87-81
^ - Quincy Holiday Tournament (Quincy, Ill.)			

1986-1987

Head Coach: Ray Swetalla

Record: 8-20

Home Arena: Klotsche Center

11/21	vs. Huron (SD) ^	L	62-68
11/22	vs. Bemidji State ^	L	50-68
11/25	Mt. Senario	W	56-54
11/30	at St. Xavier (Ill.)	L	58-66
12/4	at NE Illinois	L	56-59
12/6	Roosevelt	W	67-64
12/8	North Central	W	66-62
12/13	at St. Norbert	W	61-52
12/16	MSOE	W	75-68
12/20	at Taylor (Ind.)	L	55-79

12/22	at IUPUI	L	66-72
12/29	at Illinois Tech	L	65-75
1/5	Rosary	L	64-66
1/7	Purdue-Calumet	L	56-69
1/10	Whitewater	L	57-75
1/14	St. Xavier	L	45-63
1/17	at Parkside	L	75-97
1/19	at Carroll	W	60-59
1/20	at Oshkosh	L	79-97
1/23	at La Crosse	L	73-77
1/26	Northern Michigan	L	68-73
1/31	at Stevens Point	L	36-68
2/4	at Concordia (Wis.)	L	60-70
2/7	at Northern Michigan	L	72-75
2/14	Mary College (ND)	W	62-57
2/17	Illinois Tech	W OT2	75-70
2/19	at Roosevelt	L	72-85
2/21	Parkside	L	68-85
^ - Eau Claire Tip-Off Tournament (Eau Claire, Wis.)			

1985-1986

Head Coach: Ray Swetalla

Record: 10-17

Home Arena: Klotsche Center

11/22	at Stevens Point ^	L	42-58
11/23	vs. St. Norbert ^	L	59-60
11/26	Carroll	L	72-54*
12/4	at Whitewater	L	60-72
12/7	La Crosse	W	64-52
12/14	St. Norbert	L	69-81
12/18	at MSOE	W	85-60
12/21	at Platteville	L	56-71
12/27	vs. NE Illinois %	W	75-56
12/28	at North Park %	L	41-62
1/3	River Falls	W	69-61
1/6	vs. Stout \$	L	54-73
1/7	vs. Illinois Benedictine \$	L	69-79
1/13	at Parkside	L	71-80
1/15	at Beloit	L	48-59
1/22	St. Xavier (Ill.)	W	64-52
1/25	at Marian	W	78-54
1/28	NE Illinois	L	61-81
1/31	at Loras	L	56-64
2/3	Carthage	W	71-48
2/8	Concordia (Wis.)	W	87-69
2/11	at St. Xavier (Ill.)	L	56-58
2/15	at Cardinal Stritch	L	67-69
2/19	Parkside	L	73-84
2/21	Marian	W	88-51
2/25	Marian #	W	97-61
3/1	Eau Claire &	L	48-51
*Forfeit due to use of ineligible player			
^ - Tip-Off Tournament (Stevens Point, Wis.)			
% - North Park Holiday Tournament (Chicago, Ill.)			
\$ - St. Norbert Tournament (DePere, Wis.)			
# - WICA Tournament (Milwaukee, Wis.)			
& - NAIA District 14 Tournament (Eau Claire, Wis.)			

Year-by-Year Results

1984-1985

Head Coach: Ray Swetalla

Record: 9-17

Home Arena: Klotsche Center

11/16	at Marian *	W	88-77
11/17	vs. Eureka (Ill.) *	W	90-82
11/27	at St. Norbert	L	68-73
11/30	at Stevens Point ^	L	35-73
12/1	vs. St. John's (Minn.) ^	L	31-56
12/5	Whitewater	L	56-74
12/8	at Minnesota-Duluth	L	37-46
12/14	Beloit	L	49-51
12/18	at River Falls	L	56-73
12/21	at La Crosse	L	63-78
12/28	vs. NE Illinois \$	W	74-61
12/29	at North Park \$	L	63-67
1/4	at Carthage	W	53-46
1/7	Platteville	L	59-70
1/9	at Oshkosh	L	69-77
1/14	Superior	L	62-67
1/19	MSOE	W	89-51
1/25	at NE Illinois	L	64-68
1/29	at Roosevelt	W	67-55
2/2	Loras	L	40-45
2/6	at Parkside	L	43-79
2/13	at Concordia	L	63-65
2/16	St. Xavier (Ill.)	L	46-55
2/20	Roosevelt	W	87-61
2/23	Cardinal Stritch	W	66-61
2/26	Lakeland	W	76-74

* - Marian Tournament (Fond du Lac, Wis.)

^ - Stevens Point Tournament (Stevens Point, Wis.)

\$ - North Park Tournament (Chicago, Ill.)

1983-1984

Head Coach: Ray Swetalla

Record: 6-20

Home Arena: Klotsche Center

11/18	vs. Lakehead ^	L	48-65
11/19	vs. Upper Iowa ^	W	55-39
11/22	at Whitewater	L	40-77
11/26	Loras	L	34-46
11/30	at Stevens Point	L	28-80
12/3	St. Xavier (Ill.)	L	44-59
12/7	at Rosary	W	72-64
12/10	St. Norbert	L	52-71
12/15	La Crosse	L	41-82
12/19	Minnesota-Duluth	L	41-56
12/29	at North Park \$	L	45-65
12/30	vs. Ill. Benedictine \$	W	77-56
1/3	vs. Eau Claire #	L	47-60
1/4	vs. Lakeland #	L	70-72
1/7	Oshkosh	L	53-67
1/9	Carthage	L	40-41
1/14	Stevens Point	L	39-77
1/18	Roosevelt	W	69-48
1/23	Concordia (Wis.)	W	66-55
1/25	at Platteville	L	66-73
1/28	at Loras	L	45-58
2/1	at Roosevelt	L	55-59

2/7	Parkside	L	60-72
2/11	at St. Xavier (Ill.)	L	42-68
2/18	Rosary	W	56-54
2/23	at Lakeland	L	64-73

^ - Minnesota-Duluth Tournament (Duluth, Minn.)

\$ - North Park Holiday Tournament (Chicago, Ill.)

- Parkside Ranger Classic (Kenosha, Wis.)

1982-1983

Head Coach: Bob Voight

Record: 18-6

Home Arena: Klotsche Center

11/23	at Carthage	W	61-57
11/27	Whitewater	L OT	40-42
12/1	at Concordia	W	68-41
12/4	NE Illinois	W	82-65
12/7	Rosary	W	74-40
12/18	at La Crosse	L	53-62
12/23	Stevens Point	L	42-72
12/29	vs. St. Xavier (Ill.) ^	W	64-55
12/30	at North Park ^	L	55-67
1/3	at Superior	W	79-61
1/7	Colorado State	W	67-48
1/10	at St. Norbert	W	66-59
1/15	at Colorado	L	66-81
1/18	at Roosevelt	W	81-72
1/21	at NE Illinois	W	67-66
1/26	Platteville	W	78-66
1/29	at Colorado College	W	85-53
1/31	at Denver	L	57-62
2/9	at Rosary	W	78-68
2/12	at Oshkosh	W	60-58
2/15	Parkside	W	83-69
2/17	Roosevelt	W	82-77
2/19	at Lakeland	W	75-51
2/26	Lakeland	W	75-64

^ - North Park Holiday Tournament (Chicago, Ill.)

1981-1982

Head Coach: Bob Voight

Record: 20-6

Home Arena: Klotsche Center

11/28	Carthage	W	88-68
12/2	at Whitewater	W	81-61
12/5	Concordia (WI)	W	85-40
12/12	St. Norbert	W	77-66
12/19	NE Illinois	W	92-59
12/21	La Crosse	W	72-66
12/23	Superior	W	68-46
12/28	vs. Beloit ^	L OT	63-68
12/29	vs. St. Mary's (Minn.) ^	W	76-59
1/2	Oshkosh	W OT	85-73
1/6	River Falls	W	87-72
1/9	at NE Illinois	W	95-84
1/12	at Platteville	W	57-52
1/16	at River Falls	L	41-53
1/19	Roosevelt	W	80-71
1/30	at Stevens Point	L	64-85
2/2	Lakeland	W	83-80
2/5	Loras	W	89-80

2/6	at Milton	W	66-54
2/10	at Parkside	L	71-75
2/13	St. Scholastica	W	102-79
2/16	Beloit	W	69-59
2/22	at Roosevelt	L	76-78
2/24	at Grand Valley State	W	67-52
3/5	Augustana #	L	63-70
3/6	Beloit #	W	75-73

^ - Roosevelt Holiday Tournament (Chicago, Ill.)

- NCAA Division III Regional (Rock Island, Ill.)

1980-1981

Head Coach: Bob Voight

Record: 13-13

Home Arena: Klotsche Center

11/23	Charleston ^	W	62-55
11/24	West Virginia ^	W	77-69
11/28	Lewis	L	57-79
12/5	Denison \$	W	65-57
12/6	Case Western Reserve \$	W	74-61
12/15	at Parkside	L	67-83
12/19	Concordia (Wis.) %	W OT	82-81
12/20	vs. Whitewater %	L	67-68
12/22	Ferris State	W	79-73
12/27	Green Bay #	L	50-70
12/28	vs. Virginia Union #	L	71-74
1/5	at Superior	W	66-58
1/6	at River Falls	W	72-71
1/10	at Oshkosh	W	71-58
1/17	River Falls	W	71-58
1/20	Parkside	L	52-68
1/23	at Eau Claire	L	50-73
1/26	at Ferris State	L	41-72
1/28	at Lakeland	L	68-80
1/31	Northland	W	93-62
2/13	at Northland	L	78-83
2/14	at St. Scholastica	W	65-51
2/17	at Beloit	L	54-62
2/21	at Colorado College	W	54-52
2/23	Grand Valley State	L	49-55
2/26	Loras	L	64-70

^ - Charleston Tournament (Charleston, WV)

\$ - Case Western Reserve Tournament (Cleveland, Ohio)

% - Concordia Tournament (Mequon, Wis.)

- Green Bay Tournament (Green Bay, Wis.)

1979-1980

Head Coach: Bob Gottlieb

Record: 9-17

Home Arena: Klotsche Center

11/30	East Tennessee State ^	L	60-78
12/1	vs. Oklahoma State ^	L	67-83
12/8	Portland State	W	71-65
12/10	at Loyola	L	66-97
12/14	Eastern Michigan	L	71-73
12/21	Southern Illinois	L	68-85
12/29	Arkansas State	W	67-66
1/3	Stevens Point	W	56-55
1/5	at Valparaiso	W	63-62
1/7	Texas-Arlington	L	67-76

Year-by-Year Results

1/11	at Texas Southern	L	75-87
1/12	at McNeese State	L	52-63
1/16	Townson State	W	72-59
1/19	Oral Roberts	L	80-91
1/26	at Green Bay	L	53-57
1/30	at Evansville	L	70-86
2/2	Austin Peay	L	56-58
2/4	Akron	W	82-69
2/11	at Arkansas-Little Rock	L	61-72
2/13	at Arkansas State	L	73-77
2/16	Illinois State	L	73-87
2/18	at Butler	L	68-83
2/20	UIC	L	73-81
2/23	NE Illinois	W	100-84
2/25	Jackson State	W	71-70
2/29	at East Carolina	W OT	96-86
^ - Wisconsin Tournament (Madison, Wis.)			

1978-1979

Head Coach: Bob Gottlieb

Record: 8-18

Home Arena: Klotsche Center

11/24	at Wisconsin	L	55-74
11/27	Belmont Abbey	W	99-74
12/2	Lewis	W	92-77
12/4	McNeese State	W	78-61
12/9	at Southern Illinois	L	63-97
12/16	Central Michigan	L	67-82
12/19	Arkansas-Little Rock	W	78-77
12/22	vs. Gonzaga ^	L	61-63
12/23	vs. Idaho ^	L	56-70
12/28	Texas Southern	W	58-52
1/3	Parkside	L	61-77
1/6	at Western Kentucky	L	66-89
1/8	UIC	W	84-73
1/13	Iona	L	75-88
1/15	Pan American	W OT	74-73
1/18	Howard	W	74-71
1/22	Evansville	L	67-73
1/27	at Jackson State	L	61-65
1/29	at Texas-Pan American	L	83-102
2/5	St. Louis	L	62-71
2/8	Jackson State	L	46-48
2/13	at Illinois State	L	65-82
2/17	Green Bay	L OT	57-58
2/21	St. Bonaventure	L	67-73
2/27	at Maine	L	63-89
3/3	at Oral Roberts	L	66-76
^ - Portland State Tournament (Portland, Ore.)			

1977-1978

Head Coach: Bob Gottlieb

Record: 15-12

Home Arena: Klotsche Center

11/25	Lewis	W	77-67
11/26	Whitewater	W	72-70
12/1	at Wisconsin	L	66-72
12/3	Stevens Point	L	65-73
12/10	Western Kentucky #	W	73-70
12/12	UIC	W	86-77

12/19	Portland State	L	61-77
12/22	Tulsa	W	97-74
12/27	at Central Michigan	L	89-91
1/5	Buffalo	L OT	75-78
1/11	at St. Bonaventure	L OT	68-70
1/18	Houston Baptist	W	79-77
1/24	Maine	W	72-69
1/28	at Parkside	W	50-48
2/3	Northern Illinois	W	81-78
2/6	Northern Colorado	W	63-51
2/7	at St. Louis	L	64-65
2/9	Lakeland	W	94-72
2/11	at Iona	L	68-81
2/13	at Wright State	L	69-71
2/18	Samford	L	62-76
2/20	at Howard	W	74-68
2/21	at UNC-Wilmington	L	57-62
2/25	Missouri-St. Louis	W	106-85
2/27	UNC-Wilmington	L	60-66
3/2	Butler	W	69-65
3/4	Valparaiso	W	102-58
# - at MECCA Arena			

1976-1977

Head Coach: Bob Gottlieb

Record: 19-8

11/26	SW Texas State	W	80-64
11/27	Lewis	W	76-59
12/3	Loras	W	79-69
12/9	Gonzaga	W	80-62
12/13	Georgia SW	W	68-55
12/17	Whitewater	W	93-68
12/18	Howard	W	81-78
12/20	Oakland	W	91-67
12/22	at Northern Illinois	W	76-72
12/30	at Tulsa	L	71-82
1/3	at North Dakota	L	57-76
1/17	Wright State	W	75-66
1/20	Centenary	W	82-61
1/25	at Buffalo	L OT	76-77
1/26	at Valparaiso	L	61-70
1/29	at Virginia Tech	L	79-99
2/4	at Centenary	W OT	75-74
2/5	at Samford	W	61-56
2/10	Parkside	L	58-64
2/12	Robert Morris	W	88-56
2/15	Lakeland	W	99-78
2/20	Pan American	W	86-71
2/23	Minnesota-Duluth	W	70-60
2/26	at Robert Morris	W	84-77
2/28	at Pan American	L	68-82
3/2	at Houston Baptist	W	69-68
3/5	at Northern Michigan	L OT2	79-80

1975-1976

Head Coach: Bob Gottlieb

Record: 11-15

11/29	Lewis	W	94-66
12/1	at Wichita State	L	65-107
12/4	North Dakota	L	75-86

12/9	Whitewater	W	89-87
12/11	St. Norbert	W	79-77
12/13	Northern Iowa	L	66-67
12/19	New Orleans	L	62-65
12/20	Texas Southern	L	62-70
12/23	Shaw (Mich.)	W	79-70
12/27	St. Francis (Ind.)	W	101-77
12/30	at West Texas State	L	63-85
1/7	River Falls	W	77-63
1/10	at Wayne State	W	95-60
1/12	at Oakland	W	56-54
1/17	at Cincinnati	L	61-76
1/23	Parkside	L	81-95
1/24	Loras	W	77-70
1/28	Silver Lake	W	108-65
1/31	Northern Michigan	L	75-77
2/4	at Denver	L	88-105
2/6	at Air Force	L	44-76
2/14	SIUE	W OT	63-61
2/20	at Illinois State	L	82-106
2/25	at Jacksonville	L	53-58
3/4	at New Orleans	L	57-58
3/6	at Loyola	L	71-87

1974-1975

Head Coach: Bill Klucas

Record: 8-18

11/30	at Tennessee	L	65-85
12/2	at Oral Roberts	L	70-85
12/9	Eastern Illinois #	L	64-80
12/14	Wayne State #	W	95-67
12/18	Winona State #	W	74-65
12/21	Oshkosh #	L	88-99
12/29	Air Force #	L	61-65
1/2	West Texas State #	W	99-87
1/4	at Jacksonville	L	85-100
1/7	at Florida State	L	82-104
1/11	Oglethorpe #	W	83-75
1/15	Fairleigh Dickinson #	W	77-66
1/18	Eastern Michigan #	L	71-78
1/22	at Nebraska-Omaha	L	69-80
1/30	at Eastern Illinois	L	62-78
2/1	at Western Illinois	W	64-52
2/3	Nebraska-Omaha #	L	83-91
2/8	Lewis #	W	78-66
2/10	at Northern Michigan	W	65-53
2/13	at S. Mississippi	L	80-100
2/15	at Memphis State	L	69-81
2/18	Illinois State	L	62-100
2/20	at Cincinnati	L	71-96
2/22	at Bowling Green	L	55-58
3/1	at Marshall	L	56-62
3/3	Western Illinois #	L	64-73
# - at MECCA Arena			

1973-1974

Head Coach: Bill Klucas

Record: 14-12

12/1	at Memphis State	L	68-89
12/3	at Arkansas State	L	63-98

Year-by-Year Results

12/6	at Eastern Illinois	W OT	78-71
12/8	Rocky Mountain	W	84-66
12/10	St. Mary's (TX)	W	71-55
12/15	San Francisco State	W	73-46
12/22	at Wisconsin	L	46-73
12/27	at Mercer ^	L	67-73
12/28	vs. Florida State ^	L	82-84
12/29	at Oglethorpe	W	83-72
1/2	at Georgia Southern	L	75-76
1/7	Northern Illinois	W	71-60
1/10	at Farleigh Dickinson	L	48-55
1/12	at Youngstown State	W OT	72-70
1/17	Missouri-St. Louis	W	78-60
1/19	Youngstown State	W	90-75
1/21	Ball State	L	63-79
1/29	at Parkside	L	59-73
2/2	Western Illinois	W	69-56
2/7	at Utah State	L	56-87
2/9	at Air Force	W	59-58
2/11	at Colorado State	L	72-98
2/16	at Illinois State	L	55-58
2/19	Oakland University	W	62-61
2/23	Indiana State	W	80-66
2/25	at Eastern Michigan	W	64-60
^ - Mercer Tournament (Macon, Ga.)			

1972-1973

Head Coach: Charles Parsley

Record: 18-8

11/27	at Ohio State	L	81-93
12/1	Missouri-Rolla	W	93-83
12/4	at Minnesota	L	60-79
12/7	at Bradley	W	74-72
12/9	at Brigham Young	L	83-101
12/11	South Dakota #	W	84-69
12/14	Western Illinois #	W	82-62
12/26	Long Island #	W	80-69
1/5	Racine-Dominican	W	101-85
1/8	Mercer #	W	79-60
1/11	at Missouri-Rolla	W	67-65
1/13	at Missouri-St. Louis	W	102-85
1/17	Manhattan #	W	81-77
1/23	UIC	W	94-74
1/27	at Ball State	W	96-87
1/30	Eastern Michigan	W	84-72
2/1	at Xavier	W	76-68
2/3	at Eastern Michigan	W	58-57
2/5	at Indiana State	L	63-81
2/8	St. Norbert #	W	84-55
2/10	at UIC	W	89-78
2/14	Eastern Illinois #	L	61-62
2/19	at Northern Illinois	L	87-104
2/23	at Western Illinois	L	63-79
2/27	Parkside	W	62-60
3/1	Northern Michigan	L	67-70
# - at MECCA Arena			

1971-1972

Head Coach: Charles Parsley

Record: 15-11

12/1	at St. Peter's (NJ)	W	81-80
12/4	at Southern Illinois	L	75-100
12/9	at SIUE	W	97-85
12/10	at Missouri-Rolla	L	60-81
12/13	Texas-El Paso #	L	41-57
12/23	at Ohio State	L	63-78
12/27	at Long Island	L	57-65
1/4	at Parkside	W	100-56
1/7	Missouri-Rolla	W	79-60
1/10	SIU-Carbondale #	W	88-77
1/17	Missouri-St. Louis #	L OT	87-88
1/20	at St. Norbert	W	100-57
1/22	Georgia Southern	W	90-87
1/25	UIC	W	108-70
1/28	Northern Michigan	W	106-77
1/31	at DePaul	L	79-80
2/2	at Xavier	L	62-82
2/5	Racine Dominican	W	88-65
2/7	Parkside #	W	94-69
2/14	St. Norbert	W	114-86
2/17	Creighton #	L	68-87
2/19	SIUE	W	83-71
2/22	at Northern Michigan	L	97-106
2/25	at UIC	W	128-74
2/28	at South Dakota	W	89-84
3/3	Oral Roberts	L	95-100
# at MECCA Arena			

1970-1971

Head Coach: Charles Parsley

Record: 13-10

12/5	at NE Missouri	L	61-88
12/7	New Orleans	L	88-99
12/11	Ripon	W	81-78
12/14	at Missouri-St. Louis	L	68-75
12/17	Long Beach State	L	52-77
12/19	South Alabama	W	74-59
12/21	Georgia SW	W	82-66
12/22	SIUE	W	104-96
1/4	Missouri-Rolla	W	58-54
1/6	St. Norbert	W	79-75
1/11	at Creighton	L	51-86
1/17	Green Bay	L	60-79
2/2	at Stetson	W	74-73
2/3	at Florida State	L	61-98
2/6	St. Norbert	W	71-67
2/9	at Marquette	L	56-98
2/11	at UIC	W	82-64
2/13	Parkside	W	84-59
2/16	at DePaul	L	66-81
2/18	at Green Bay	L	75-82
2/23	UIC	W	88-79
2/25	at SIUE	W	82-79
2/26	at Missouri-Rolla	W	74-72

1969-1970

Head Coach: Ray Krzoska

Record: 14-12

12/2	Mount St. Paul	W	100-77
12/4	Oklahoma City	L	73-81
12/6	at Marquette	L	58-86
12/10	at Ripon	W	78-73
12/13	at St. Joseph's	W	80-71
12/15	Monmouth	W	96-81
12/18	at UIC	W	88-79
12/20	Edinboro State	W	104-85
12/22	Oakland	W	112-92
12/29	North Central ^	W	68-55
12/30	UIC ^	L	70-72
1/5	St. Norbert	W	96-59
1/8	at Missouri-Rolla	L	70-78
1/10	at Missouri-St. Louis	L	75-94
1/26	at LSU-New Orleans	L	91-129
1/28	at South Alabama	L	77-84
1/29	at Samford	L	68-87
2/3	Lake Forest	W	75-74
2/5	at Creighton	L	65-102
2/7	Missouri-St. Louis	W	94-65
2/10	UIC	W	85-70
2/16	at DePaul	L	72-90
2/18	at St. Norbert	L	75-77
2/23	Missouri-Rolla	W	89-59
2/27	at Oakland	W	93-70
2/28	at Ferris State	L	95-107
^ - UWM Holiday Tournament (Milwaukee, Wis.)			

1968-1969

Head Coach: Ray Krzoska

Record: 15-11

11/30	Eastern Illinois	W	79-78
12/2	at North Park	L	76-82
12/3	Northeast Missouri	W	84-68
12/4	at Carthage	L	76-78
12/7	at Iowa	L	80-116
12/10	Lake Forest	W	94-70
12/12	St. Norbert	W	83-80
12/14	at Dubuque	L	84-101
12/16	at UIC	W	89-84
12/19	Creighton	W	79-78
12/21	Western Illinois	W	117-69
12/27	at Monmouth	L	71-85
1/4	St. Joseph's (Ind.)	W	71-59
1/6	Dubuque	W	92-77
1/9	at St. Norbert	L	97-102
1/14	at Marquette	L	60-118
1/25	Ferris State	W	98-81
1/30	Carthage	L	83-84
2/6	Missouri-St. Louis	W	100-98
2/8	at DePaul	L	79-111
2/10	Loyola Marymount	W	73-60
2/12	at Eastern Illinois	L	54-95
2/18	UIC	W	83-72
2/22	at Missouri-St. Louis	L	106-127
2/24	at Western Illinois	W	80-72
2/26	Bellarmine	W	91-88

Year-by-Year Results

1967-1968

Head Coach: Ray Krzoska

Record: 16-11

12/2	North Park	W	91-86
12/5	at St. Joseph's (Ind.)	L	95-104
12/9	Western Ontario	W	107-56
12/11	Northland	W	92-62
12/13	Dubuque	W	102-87
12/16	at Creighton	L	81-109
12/18	Wittenberg	W	102-87
12/21	Monmouth	W	112-89
12/28	vs. Defiance ^	L	86-99
12/29	vs. Elmhurst ^	W	92-73
1/2	Northern Arizona	W	97-86
1/4	Quincy	W	101-80
1/6	at DePaul	L	69-82
1/9	at Eastern Michigan	L	86-109
1/13	at Northland	W	87-64
1/31	at Loyola Marymount	L	80-82
2/1	at Oklahoma City	L	99-127
2/3	at Missouri-St. Louis	L	81-87
2/6	Eastern Michigan	W	87-75
2/8	Washington (Mo.)	W	71-64
2/10	at St. Norbert	L	94-110
2/14	at Marquette	L	57-94
2/17	Missouri-St. Louis	W	98-75
2/22	Dominican-Racine	W	90-47
2/24	Whitewater	W	121-102
2/27	at Dubuque	L	62-72
3/2	St. Norbert	W	95-91

^ - Monmouth Tournament (Monmouth, Ill.)

1966-1967

Head Coach: Ray Krzoska

Record: 14-11

12/1	at St. Norbert	L	76-91
12/3	St. Joseph's (Ind.)	W	82-76
12/6	at Butler	L	86-97
12/8	St. John's (Minn.)	W	102-95
12/14	at Whitewater	L	76-82
12/16	at Dubuque	W	85-83
12/19	Illinois State	W	94-86
12/22	Western Illinois	W	84-71
12/30	Swedish Nationals #	L	83-98
1/3	at Northern Illinois	L	73-75
1/6	Western Ontario	W	100-74
1/7	at Wayne State	L	71-82
1/10	Illinois Tech	W	100-82
1/26	at Western Illinois	L	80-86
1/27	at Washington (Mo.)	W	75-69
1/31	Whitewater	W	99-66
2/4	Northern Illinois	L	75-79
2/9	Dominican-Racine	W	67-60
2/11	at Buffalo	L	77-88
2/13	St. Norbert	W	96-76
2/18	at Marquette	L	80-90
2/22	at DePaul	L	48-77
2/25	Wayne State	W	71-53
2/27	Dubuque	W	101-74
3/1	at Illinois State	W	77-69

at MECCA Arena (exhibition game)

1965-1966

Head Coach: Ray Krzoska

Record: 15-10

12/1	at Bradley	L	68-104
12/4	at Carroll	W	101-91
12/6	at Whitewater	W	85-78
12/8	North Dakota State	L	73-83
12/11	UIC	W	135-77
12/15	St. Norbert	W	102-98
12/21	vs. Lakeland ^	L	84-95
12/22	vs. Ripon ^	W	99-96
1/5	at Central Michigan	L	68-86
1/8	at Loras	L	72-94
1/11	Carroll	W	116-71
1/22	at Illinois State	L	89-97
1/26	Whitewater	W	78-55
1/29	Western Illinois	W	78-63
2/3	at Arizona State	L	86-96
2/4	vs. Southern Utah \$	W	100-84
2/6	at UNLV \$	L	67-68
2/7	at Weber State	L	94-104
2/12	Northern Illinois	W	106-84
2/16	at St. Norbert	W	84-82
2/21	at Marquette	L	64-82
2/24	Illinois Tech	W	98-80
2/26	Illinois State	W	100-80
3/1	Racine-Dominican	W	73-65
3/4	Central Michigan	W	81-80

^ - Oshkosh Tournament (Oshkosh, Wis.)

\$ - Las Vegas Tournament (Las Vegas, Nev.)

1964-1965

Head Coach: Ray Krzoska

Record: 9-14

12/2	Whitewater	W	81-76
12/3	at St. Norbert	L	104-109
12/5	Eastern Illinois	W	67-66
12/8	at Northern Illinois	L	80-92
12/11	at Carroll	L	74-81
12/17	Western Illinois	W	96-88
12/21	Central Michigan	W	86-74
1/4	Oshkosh	L	89-91
1/6	Loras	W	111-89
1/9	at Western Illinois	L	74-82
1/13	at Central Michigan	L	68-79
1/22	St. Mary's (Minn.)	L	78-80
1/23	at Illinois State	L	83-104
1/29	at Montana	L	62-96
1/30	Carroll (Mont.)	L	61-72
2/1	at North Dakota State	L	78-85
2/6	Wabash	W	104-79
2/9	at Whitewater	W	90-86
2/13	Illinois State	W	95-92
2/17	St. Norbert	L	83-87
2/20	at Wabash	L	63-65
2/25	at Marquette	L	65-79
2/27	Carroll	W	108-70

1963-1964

Head Coach: Ray Krzoska

Record: 3-18; 3-9 WSCC

12/3	St. Norbert	L	66-88
12/7	at Eastern Illinois	L	63-87
12/14	at Oshkosh*	L	66-103
12/17	Western Illinois	L	50-86
12/19	at Stevens Point*	L	64-80
12/21	Platteville*	W	89-88
12/30	Northern Illinois	L	54-66
1/2	Indiana State	L	69-77
1/4	at Marquette	L	67-98
1/8	at Loras	L	59-71
1/10	at River Falls*	L	58-71
1/11	at Superior*	L	86-100
1/14	Illinois State	L	66-72
1/29	at Illinois State	L	84-100
2/1	Whitewater*	L	73-92
2/3	Oshkosh*	L	80-82
2/8	at Platteville*	L	76-78
2/14	Stout*	W	79-76
2/15	Eau Claire*	W	94-48
2/22	Stevens Point	L	69-85
3/2	at Whitewater*	L	81-89

1962-1963

Head Coach: Russ Rebholz

Record: 4-17; 3-9 WSCC

12/1	at Illinois State	L	54-90
12/5	at St. Norbert	L	65-95
12/8	Stevens Point*	L	51-55
12/10	at Loyola	L	47-107
12/11	at Northern Illinois	L	44-95
12/15	Loras	W	79-47
12/20	at Whitewater*	L	61-64
12/27	Illinois State	L	72-74
1/3	at Indiana State	L	50-84
1/11	Superior*	W	74-54
1/12	River Falls*	W	68-66
1/15	at Western Illinois	L	65-85
1/26	at Platteville*	L	93-102
2/2	at Stevens Point*	L	67-81
2/9	at Marquette	L	54-101
2/12	Oshkosh*	L	60-62
2/15	at Stout*	L	67-82
2/16	at La Crosse*	L	65-72
2/23	Whitewater*	L	51-80
2/25	at Oshkosh*	L	56-86
3/2	Platteville*	W	77-60

* - WSCC game

1961-1962

Head Coach: Russ Rebholz

Record: 4-17; 3-9 WSCC

12/1	Eastern Illinois	W	67-59
12/6	St. Norbert	L	67-76
12/9	Whitewater*	L	70-73
12/12	at Loras	L	88-89
12/16	at Oshkosh*	L	75-91
12/18	Platteville*	W	71-57

Year-by-Year Results

12/21	at Stevens Point*	L	82-94
12/23	at Wittenberg	L	43-91
12/27	at Marquette	L	50-93
1/2	Northern Illinois	L	71-91
1/6	Concordia	L	60-65
1/20	at Eau Claire*	L	82-88
1/22	at River Falls*	L	71-82
1/27	at Whitewater*	L	79-93
1/31	Concordia	L	70-88
2/3	Oshkosh*	L	79-90
2/9	Stout*	W	97-79
2/10	La Crosse*	W	77-76
2/17	at Platteville*	L	69-84
2/24	Stevens Point*	L	72-78
3/3	at Central Michigan	L	79-91

* - WSCC game

1960-1961

Head Coach: Russ Rebholz

Record: 8-12; 5-7 WSCC

12/1	Milton	W	95-74
12/3	at Eastern Illinois	L	87-93
12/6	at Marquette	L	63-99
12/8	at St. Norbert	W	89-83
12/10	at Platteville*	L	96-126
12/14	Loras	W	88-84
12/17	Stevens Point*	W	87-72
12/27	at Ball State	L	78-94
1/3	at Northern Illinois	L	84-103
1/6	River Falls*	W	97-61
1/7	Eau Claire*	W	80-78
1/16	at Whitewater*	W	80-78
1/21	Oshkosh*	W	85-82
1/23	at Northern Michigan	L	73-115
1/28	at Stevens Point*	L	75-84
2/4	Platteville*	L	75-87
2/10	at La Crosse*	L	85-95
2/11	at Superior*	L	75-84
2/25	Whitewater*	L	67-88
2/27	at Oshkosh*	L	97-107

* - WSCC game

1959-1960

Head Coach: Russ Rebholz

Record: 18-4; 10-2 WSCC

12/1	at Milton	W	81-67
12/5	Eastern Illinois	W	101-77
12/11	St. Norbert	W	101-61
12/12	Northern Michigan	W	101-71
12/17	Whitewater*	W	90-74
12/19	Central Michigan	W	95-68
12/26	at Marquette	L	70-84
1/2	Ball State	W	91-72
1/6	at Loras	W	89-75
1/8	at Eau Claire*	W	81-59
1/9	at Stout*	W	80-59
1/16	at Oshkosh*	W	85-83
1/23	Platteville*	W	71-65
1/29	at Stevens Point*	W	75-61
2/6	at Whitewater*	L	55-70

2/12	La Crosse*	W	83-66
2/13	Superior*	W	86-83
2/20	Oshkosh*	W	87-80
2/27	at Platteville*	L	79-80
2/29	Stevens Point*	W	73-71
3/4	vs. Lincoln #	L	92-100
3/5	vs. Augustana #	W	109-82

* - WSCC game

- NCAA Small College Regional (Wheaton, Ill.)

1958-1959

Head Coach: Russ Rebholz

Record: 17-4; 11-2 WSCC

12/3	Milton	W	90-77
12/6	at Eastern Illinois	L	83-106
12/10	at St. Norbert	W	85-79
12/13	Oshkosh*	W	104-72
12/16	at Platteville*	L	77-99
12/19	La Crosse*	W	79-52
12/27	at Marquette	L	60-76
1/10	Stevens Point*	W	101-92
1/17	Stout*	W	92-84
1/24	Eau Claire*	W	101-100
1/26	at Michigan Tech	W	81-74
1/27	at Northern Michigan	W	87-81
1/31	at Whitewater*	W	83-72
2/2	at Oshkosh*	W	98-84
2/7	Platteville*	W	98-68
2/10	Beloit	W	103-53
2/13	at Superior*	W	87-85
2/14	at River Falls*	W	89-83
2/18	Loras	W	105-77
2/21	at Stevens Point*	L	43-50
3/2	Whitewater*	W	104-90

* - WSCC game

1957-1958

Head Coach: Russ Rebholz

Record: 13-7; 7-5 WSCC

12/3	at Loras	W	81-72
12/6	at Macalester	W	75-73
12/10	at Milton	W	72-59
12/12	St. Norbert	W	88-77
12/18	at Stevens Point*	L	90-91
12/20	Northern Michigan	W	102-72
1/4	St. Cloud Teachers	L	72-88
1/11	Whitewater*	W	95-67
1/17	at La Crosse*	L	90-94
1/20	at Stout*	L	78-93
1/25	at Oshkosh*	L	66-74
2/1	Platteville*	W	82-71
2/3	Stevens Point*	W	91-88
2/14	River Falls*	W	85-80
2/15	Superior	W	105-88
2/21	Michigan Tech	W	82-70
2/22	at Whitewater*	W	109-85
3/1	Oshkosh*	W	93-69
3/3	at Platteville	L	83-112

* - WSCC game

1956-1957

Head Coach: Russ Rebholz

Record: 12-7; 7-5 WSCC

11/30	Macalester	W	74-62
12/1	Northern Illinois	W	86-70
12/4	Milton	W	74-51
12/8	Loras	W	77-70
12/12	at St. Norbert	L	68-71
12/15	Whitewater*	W	87-80
12/18	Oshkosh*	W	80-65
12/21	Allen Bradley	L	83-91
1/4	at Michigan Tech	W	81-55
1/12	at Platteville	L	80-96
1/18	La Crosse*	W	99-70
1/19	Stout*	W	97-79
1/26	Stevens Point*	W	90-86
2/4	Whitewater*	W	94-86
2/9	at Oshkosh*	L	59-68
2/15	at Eau Claire*	L	90-95
2/16	at River Falls*	L	89-105
2/23	Platteville*	W	87-81
3/2	at Stevens Point*	L	72-84

* - WSCC game

1955-1956

Head Coach: Russ Rebholz

Record: 13-8; 7-5 WSCC

12/2	at Northern Illinois	L	82-88
12/3	Carroll	W	86-58
12/5	Milton	W	107-55
12/6	at DePaul	L	68-86
12/10	Platteville*	L	85-91
12/13	St. Norbert	W	84-82
12/17	at Stevens Point*	L	66-67
1/10	at Carroll	W	67-63
1/13	at Superior*	L	74-88
1/14	at La Crosse*	L	50-85
1/18	at Great Lakes Navy	W	115-66
1/21	Whitewater*	W	89-78
1/28	at Oshkosh*	W	90-78
1/30	at Platteville*	L	74-92
2/4	Stevens Point*	W	76-67
2/10	Eau Claire*	W	87-83
2/11	River Falls*	W	98-82
2/16	at St. Norbert	L	67-87
2/18	Michigan Tech	W	118-107
2/25	at Whitewater*	W	82-75
2/27	Oshkosh*	W	90-79

* - WSCC game

1955-1954

Head Coach: Russ Rebholz

Record: 11-10; 7-5 WSUC

11/30	at St. Norbert	L	65-77
12/1	at Michigan Tech	L	76-89
12/4	at Central Michigan	L	57-79
12/7	Milton	W	97-39
12/10	at Carroll	W	92-59
12/18	at Whitewater*	L	57-77
1/8	Oshkosh*	W	84-78

Year-by-Year Results

1/11	at Lawrence	L	52-68
1/14	Superior*	W	95-86
1/15	La Crosse*	W	101-77
1/18	St. Norbert	L	81-84
1/22	at Platteville*	L	70-82
1/29	Stevens Point*	W	94-70
2/5	Whitewater*	L	77-90
2/8	Carroll	W	97-76
2/11	at Stout*	W	93-87
2/12	at Eau Claire*	L	47-72
2/15	Lawrence	W	86-74
2/19	at Oshkosh*	W	84-79
2/26	Platteville	W	87-72
2/28	at Stevens Point*	L	59-83

* - WSCC game

1953-1954

Head Coach: Russ Rebholz

Record: 14-7; 9-3 WSUC

11/21	at Milton	W	71-46
11/24	St. Norbert	W	89-80
12/4	at De Paul	L	47-102
12/8	Concordia	W	68-61
12/12	at Oshkosh*	L	82-85
12/19	Platteville*	W	71-67
1/5	at Carroll	L	54-85
1/7	Milton	W	97-48
1/9	Stevens Point*	W	67-59
1/15	at River Falls*	W	95-78
1/16	at Superior*	W	67-61
1/23	at St. Norbert	L	63-73
1/26	Carroll	W	83-68
1/30	Whitewater*	W	73-54
2/1	Oshkosh*	W	96-74
2/6	at Platteville	L	68-113
2/12	Stout*	W	96-74
2/13	Eau Claire*	L	78-86
2/20	Stevens Point	W	82-62
2/27	at Lawrence	L	60-58
3/1	at Whitewater*	W	76-62

* - WSUC Game

1952-1953

Head Coach: Russ Rebholz

Record: 9-11; 6-6 WSUC

11/20	Milton	W	70-62
11/29	at Luther	L	69-80
12/5	Illinois Tech	L	59-76
12/6	at Central Michigan	L	49-68
12/13	Stevens Point*	L	67-78
1/10	at Whitewater*	W	79-60
1/12	at Illinois Tech	L	76-78
1/16	Superior*	W	66-61
1/17	River Falls*	W	92-77
1/24	Oshkosh*	W	78-65
1/27	at Carroll	L	58-65
1/31	at Platteville*	L	80-88
2/2	at Stevens Point*	L	79-82
2/3	Carroll	W	76-70
2/13	at Stout*	W	88-69

2/14	at La Crosse*	L	77-91
2/21	Whitewater*	W	75-51
2/27	Oshkosh*	L	92-103
2/28	Central Michigan	W	74-64
3/2	Platteville*	L	73-78

* - WSUC Game

1951-1952

Head Coach: Guy Penwell

Records: 5-15; 3-9 WSUC

11/29	Milton	W	72-70
12/7	at Illinois Tech	L	47-74
12/8	at Central Michigan	L	48-68
12/15	Whitewater*	L	54-61
12/20	Luther	W	64-57
1/5	Illinois Tech	L	50-79
1/7	at De Paul	L	44-97
1/9	at Oshkosh*	L	53-67
1/12	River Falls*	L	70-71
1/14	at Eau Claire*	L	66-78
1/19	Platteville	W	56-50
1/24	at Milton	L	43-79
1/26	at Stevens Point*	L	66-71
2/4	at Whitewater*	L	52-77
2/6	Central Michigan	L	51-81
2/9	Oshkosh*	L	67-88
2/16	Stout*	W	77-63
2/18	La Crosse*	L	72-75
2/23	at Platteville*	L	60-70
3/1	Stevens Point*	W	66-52

1950-1951

Head Coach: Guy Penwell

Record: 6-15; 3-9 WSUC

11/18	at Milton	L	59-61
11/24	Concordia (Wis.)	W	50-44
12/1	Lutheran Seminary	L	49-55
12/9	at Macalester	L	47-73
12/16	at Platteville*	L	54-83
12/20	Stevens Point*	W	68-66
12/28	vs. Anderson (Ind.) ^	L	48-51
12/29	vs. SE Missouri ^	L	45-55
1/11	at Illinois Tech	L	76-78
1/13	Eau Claire*	L	44-58
1/20	River Falls*	L	44-66
1/27	at Whitewater*	L	41-43
2/2	Oshkosh*	W	57-48
2/5	Platteville*	L	45-53
2/10	at Stevens Point*	L	52-60
2/17	at La Crosse*	L	34-50
2/19	at Superior*	L	35-42
2/23	Illinois Tech	W	58-55
2/24	at Concordia	W	53-49
3/3	Whitewater*	L	52-62
3/5	at Oshkosh*	W	55-53

* - WSUC Game

^ - Central States Tournament (Charleston, Ill.)

1949-1950

Head Coach: Guy Penwell

Record: 20-7; 9-4 WSTCC

11/16	at Allen-Bradley	W	47-46
11/21	Whitewater*	W	62-50
11/30	Milton	W	71-24
12/3	at Concordia	W	67-42
12/8	at Illinois Tech	L	59-65
12/9	at Eastern Illinois	L	41-74
12/10	at Illinois State	W	70-60
12/11	at Caterpillar Diesels	L	41-73
12/15	Whitewater*	W	55-44
12/16	Macalaster	W	62-56
12/21	Allen-Bradley	W	70-62
1/6	Illinois Tech	W	76-64
1/10	at Oshkosh*	W	65-61
1/12	Carroll	W	49-43
1/13	at Stout*	W	70-59
1/14	at Eau Claire*	L	62-66
1/21	Platteville*	W	59-46
1/28	at Stevens Point*	W	47-46
2/3	Concordia	W	72-58
2/8	at Whitewater*	L	65-70
2/11	La Crosse*	W	50-41
2/13	Superior*	W	60-49
2/17	Oshkosh*	L	67-72
2/18	Chicago State	W	73-60
2/21	at Carroll	W	56-54
2/25	at Platteville*	L	50-66
2/27	Stevens Point*	W	61-41

* - WSTCC Game

1948-1949

Head Coach: Guy Penwell

Record: 10-12; 5-7 WSTCC

11/16	Harlem Legionaires	W	68-38
11/19	Concordia (Wis.)	W	59-25
11/21	at Caterpillar Deisels	L	40-66
12/1	at St. Norbert	L	47-52
12/3	Oshkosh*	W	58-54
12/10	Platteville*	L	45-52
12/17	Stevens Point*	W	52-42
12/18	Concordia (Wis.)	W	67-31
1/8	at Chicago State	L	47-51
1/14	Eau Claire*	L	58-74
1/15	Stout*	W	40-35
1/20	at Whitewater*	L	63-65
1/29	Eastern Illinois	L	78-79
2/5	at Platteville*	L	72-76
2/8	St. Norbert	L	60-62
2/11	at Superior*	L	54-63
2/12	at River Falls*	L	75-100
2/17	at Oshkosh*	L	57-67
2/18	at Stevens Point*	W	74-55
2/19	Illinois Tech	W	56-46
2/23	Whitewater*	W	74-47
2/25	at Illinois Tech	W	50-48

* - WSTCC Game

Year-by-Year Results

1947-1948

Head Coach: Guy Penwell

Record: 13-8; 5-3 WSTCC-South

11/30	Rhineland	W	45-44
12/4	at Loyola ^	L	38-55
12/5	vs. Illinois Tech ^	W	46-43
12/6	Concordia (Wis.)	W	77-46
12/12	at Miami (Ohio)	L	56-63
12/13	at Ball State	L	49-53
12/17	St. Norbert	W	61-48
12/19	Central Michigan	W	47-44
1/3	Eau Claire	W	66-57
1/9	at Platteville*	W	68-61
1/15	Whitewater*	W	55-41
1/17	at Michigan Central	L	48-54
1/21	at Concordia	W	62-34
1/24	at Stevens Point*	W	67-44
1/30	at Oshkosh*	L	30-57
2/6	Stevens Point*	L	51-63
2/10	at Carroll	W	45-36
2/13	Platteville*	L	59-61
2/18	at Whitewater*	W	65-43
2/20	Oshkosh*	W	48-46
2/21	Carroll	W	81-51
2/27	at St. Norbert	L	49-73

* - WSTCC-South Game

^ - Loyola University Invitational (Chicago, Ill.)

1946-1947

Head Coach: Guy Penwell

Record: 11-8; 6-2 WSTCC-South

11/26	Carroll	W	43-34
11/29	at Loyola	L	41-78
12/7	Stout	W	45-43
12/21	Central Michigan	W	64-40
12/23	Ball State	L	42-73
12/30	at Iowa State	W	44-35
1/3	at Central Michigan	L	44-47

(no other results listed)

1941-1942

Head Coach: Guy Penwell

Record: 11-5; 6-2 WSTCC

11/12	Alumni	L	41-49
11/26	at Great Lakes	L	44-59
12/4	at Carroll	W	60-38
12/10	at St. Norbert	L	46-47
12/13	Iowa State Teachers	W	50-33
1/10	Carroll	W	50-38
1/16	at Platteville*	W	55-42
1/20	Whitewater*	W	60-31
1/22	at Oshkosh*	W	56-31
2/5	Stevens Point*	L	42-57
2/12	Oshkosh*	W	56-31
2/14	at Stevens Point*	L	43-44
2/17	at Whitewater*	W	44-34
2/20	Platteville*	W	45-36
2/27	St. Norbert	W	62-36
3/6	at Chicago Teachers	W	49-31

* - WSTCC Game

1940-1941

Head Coach: Guy Penwell

Record: 16-0; 8-0 WSTCC

12/3	at Carroll	W	28-21
12/6	Chicago Teachers	W	37-25
12/13	River Falls	W	54-31
12/21	Wayne Teachers	W	58-38
1/7	Carroll	W	49-42
1/10	at Stevens Point*	W	51-48
1/14	St. Norbert	W	45-36
1/17	at Platteville*	W	91-51
1/21	Oshkosh*	W	62-42
1/25	at George Williams	W	52-45
1/31	at Whitewater*	W	58-48
2/7	Stevens Point*	W	61-42
2/11	at St. Norbert	W	51-36
2/18	Whitewater*	W	63-38
2/21	Platteville*	W	87-50
2/28	Oshkosh*	W	40-39

1939-1940

Head Coach: Guy Penwell

Record: 12-4; 7-1 WSTCC

12/8	at Carroll	L	37-53
12/15	at Chicago Teachers	W	35-32
12/16	at Illinois Normal	L	33-43
12/21	at Peru Teachers	L	32-45
12/22	at Wayne Teachers	W	53-44
1/5	Carroll	W	49-37
1/13	at St. Norbert	W	50-42
1/18	at Oshkosh*	W	52-41
1/20	at Stevens Point*	W	48-44
1/23	Whitewater*	W	55-42
1/26	at Platteville*	W	59-36
2/3	St. Norbert	W	50-48
2/9	Stevens Point*	W	58-44
2/13	at Whitewater*	L	39-40
2/16	Oshkosh*	W	59-53
2/23	Platteville*	W	53-32

* - WSTCC Game

1938-1939

Head Coach: Guy Penwell

Record: 9-7; 5-3 WSTCC

12/3	Concordia (Wis.)	W	46-34
12/6	Carroll	L	32-56
12/9	St. Norbert	L	44-57
12/16	Jordan	W	41-38
12/20	Carroll	L	26-56
1/2	Illinois Normal	L	26-31
1/6	Oshkosh*	W	39-31
1/13	Platteville*	W	39-31
1/17	Whitewater*	L	38-58
1/27	Stevens Point*	L	28-31
2/3	George Williams	W	43-20
2/10	Platteville*	L	40-43
2/14	Whitewater*	W	45-40
2/17	Stevens Point*	W	45-34
2/18	St. Norbert	W	48-42
3/2	Oshkosh*	W	49-31

1937-1938

Head Coach: Guy Penwell

Record: 11-5; 5-3 WSTCC

12/3	Concordia (Wis.)	W	38-22
12/10	at St. Norbert	W	33-32
12/11	at Jordan College	W	38-37
12/16	Hamline	L	36-42
1/3	Illinois Normal	L	37-41
1/7	at Wright JC	W	45-39
1/8	at George Williams	W	52-24
1/14	Oshkosh*	L	28-35
1/20	St. Norbert	W	36-34
1/25	at Whitewater*	W	42-37
2/4	at Platteville*	W	13-9
2/11	at Oshkosh*	L	31-38
2/15	Whitewater*	W	50-45
2/18	at Stevens Point*	L	45-54
2/25	Platteville*	W	35-34
3/4	Stevens Point*	W	37-35

* - WSTCC Game

1936-1937

Head Coach: Guy Penwell

Record: 7-9; 3-5 WSTCC

12/4	Wright JC	W	21-19
12/11	Alumni	L	15-34
12/12	at North Central	W	24-23
12/18	Hamline	L	16-25
12/21	at Illinois Normal	L	37-59
1/5	River Falls	W	39-32
1/8	Stevens Point*	L	26-39
1/15	at Oshkosh*	W	31-27
1/22	at Platteville*	L	18-30
2/5	Platteville*	W	37-35
2/12	St. Norbert	W	23-22
2/19	Oshkosh*	L	21-35
2/23	Whitewater*	W	37-32
2/26	at Stevens Point*	L	35-49
3/2	at Whitewater*	L	32-49
3/5	at Concordia	L	17-24

* - WSTCC Game

1935-1936

Head Coach: Guy Penwell

Record: 12-5; 6-2 WSTCC

12/3	Marquette	L	25-29
12/6	Carroll	W	33-31
12/13	St. Norbert	W	39-18
12/20	Minnesota	L	26-30
12/21	River Falls	W	43-41
12/28	Stevens Point*	L	31-39
1/11	Carroll	L	33-37
1/14	Whitewater*	W	41-24
1/17	Stevens Point*	L	29-31
1/18	St. Norbert	W	43-35
1/24	Oshkosh*	W	30-23
2/1	Concordia	W	35-25
2/7	Platteville*	W	33-29
2/14	Concordia	W	40-22
2/21	Oshkosh*	W	43-38

Year-by-Year Results

2/25	Whitewater*	W	48-28
3/3	Platteville*	W	49-35

1934-1935**Head Coach: Guy Penwell****Record: 9-6; 5-3 WSTCC**

12/1	Concordia	W	45-22
N/A	YMCA	W	19-17
1/13	at Whitewater*	W	28-20
1/16	at Platteville*	L	15-25
1/17	at La Crosse*	L	16-20
1/23	at Oshkosh*	W	23-17
1/27	at YMCA	W	27-22
2/10	Northwestern	W	38-36
2/13	Platteville*	W	40-19
2/20	La Crosse*	L	29-36
2/24	Whitewater*	W	28-24
2/27	Oshkosh*	L	29-33
3/6	at River Falls	L	17-31
3/7	at Eau Claire	W	32-20

*WSTCC Game

1929-1930**Head Coach: Milton Murray****Record: 6-7; 4-4 WSTCC**

12/5	Alumni	W	24-20
12/12	at Marquette	L	16-20
12/16	Northwestern	L	26-30
1/8	YMCA Reds	W	31-24
1/11	at Whitewater*	W	20-17
1/17	at Oshkosh*	W	31-29
1/21	La Crosse*	W	25-22
1/24	Platteville*	L	27-28
2/5	Oshkosh*	W	33-31
2/13	at La Crosse*	L	24-30
2/14	at Platteville*	L	26-29
2/21	Whitewater*	L	20-27
2/28	Northwestern	L	14-28

* - WSTCC Game

1928-1929**Head Coach: Milton Murray****Record: 5-10; 2-7 WSTCC**

12/7	Alumni	W	35-34
12/12	Wauwatosa Sem.	W	42-37
12/14	at Northwestern	W	25-23
1/12	at YMCA	L	24-26
N/A	YMCA	L	30-31
1/18	La Crosse*	W	40-27
1/25	at Oshkosh*	L	17-27
1/26	Stevens Point*	L	24-41
N/A	Northwestern	L	20-28
2/6	at La Crosse*	L	22-25
2/7	at Platteville*	L	17-27
2/13	at Whitewater*	L	18-38
2/19	Whitewater*	L	26-33
N/A	Oshkosh*	W	34-25
3/1	Platteville*	L	15-29

* - WSTCC Game

1927-1928**Head Coach: Milton Murray****Record: 5-12; 2-7 WSTCC**

12/8	at Marquette	L	24-31
12/13	at Carroll	L	30-35
12/16	at Loyola	L	24-48
N/A	YMCA	W	27-19
1/7	Concordia	W	52-21
1/14	Whitewater*	L	18-23
N/A	Milton College	L	28-33
1/23	La Crosse*	L	22-24
2/4	Platteville*	L	19-24
2/10	Stevens Point*	L	31-34
N/A	YMCA	L	25-30
2/18	at La Crosse*	W	23-21
2/20	at Platteville*	L	24-47
2/24	at Oshkosh*	L	24-42
2/27	Whitewater*	W	25-16
3/2	Oshkosh*	L	24-49
N/A	Milton College	W	38-34

* - WSTCC Game

1926-1927**Head Coach: Milton Murray****Record: 1-11; 1-6 WNC**

12/22	Alumni	L	19-25
1/5	YMCA	L	18-43
1/15	Platteville*	L	21-37
1/26	at Whitewater*	L	15-22
2/5	Oshkosh*	W	28-24
2/12	at La Crosse*	L	27-33
2/14	at Platteville*	L	33-55
2/15	Loyola	L	34-35
2/25	at Oshkosh*	L	19-29
2/26	at Stevens Point	L	24-26
3/1	YMCA	L	34-36

* - WNC Game

1925-1926**Head Coach: Barney Anderson****Record: 5-9; 2-6 WNC**

12/1	Alumni	W	34-20
12/5	at Marquette	L	14-30
12/15	at La Crosse*	L	23-36
12/18	Oshkosh*	L	12-27
1/11	YMCA	L	21-24
1/26	at American College	W	34-26
1/30	American College	W	34-19
2/6	La Crosse*	L	26-30
2/10	Platteville*	L	16-22
2/13	at Whitewater*	L	12-20
2/17	at Oshkosh*	L	18-34
2/19	Whitewater*	W	26-24
2/20	at Milton College	L	25-32
2/24	at Platteville*	W	16-6

* - WNC Game

1924-1925**Head Coach: Barry Anderson****Record: 7-10; 2-4 WNC**

N/A	Alumni	W	36-17
12/16	Alumni	L	24-28
1/7	at Marquette	L	11-16
1/13	American College	W	24-17
1/17	at Carroll	L	10-30
1/20	YMCA	L	24-26
1/23	Stevens Point	W	24-15
1/27	La Crosse*	L	13-38
1/31	at Whitewater*	W	15-11
2/3	Carroll	L	15-31
2/6	Oshkosh*	L	14-21
2/11	at St. John Military Acad.	L	19-25
2/13	at La Crosse*	L	28-39
2/17	Whitewater*	W	22-12
2/18	St. John's Mil. Acad.	W	30-22
2/24	at Oshkosh*	L	11-27
2/27	at Stevens Point	W	20-18

* - WNC Game

1923-1924**Head Coach: Barney Anderson****Record: 11-5; 3-3 WNC**

12/10	at Marquette	L	5-22
12/12	Concordia	W	24-17
12/15	at American College	W	16-14
12/18	at Carroll	L	15-25
1/8	Alumni	W	22-9
1/12	at La Crosse*	L	16-34
1/19	at Whitewater*	W	18-13
1/22	at Loyola	W	23-13
1/25	Oshkosh*	L	27-28
1/30	St. John's Military Acad.	W	33-12
N/A	at St. John Military Acad.	W	34-14
2/2	American College	W	23-15
2/8	Loyola	W	25-24
2/15	at Oshkosh*	W	26-23
2/20	at La Crosse*	L	17-34
2/26	Whitewater*	W	18-5

* - WNC Game

1922-1923**Head Coach: Barney Anderson****Record: 2-10; 1-7 WNC**

N/A	Alumni	W	36-17
12/16	at Carroll	L	15-24
1/16	Carroll	L	14-15
1/19	Platteville*	L	20-28
1/22	Whitewater*	W	13-12
2/2	at Platteville*	L	18-30
2/7	at Oshkosh*	L	9-31
2/10	La Crosse*	L	20-25
2/13	Oshkosh*	L	18-33
2/16	at Stevens Point	L	30-43
2/21	at La Crosse*	L	13-54
2/26	at Whitewater*	L	8-21

* - WNC Game

Year-by-Year Results

1921-1922

Head Coach: Barney Anderson

Record: 6-7; 4-3 WNC

12/13	Wisconsin Extension	W	22-8
12/15	Alumni	L	23-26
12/20	Concordia	W	16-11
1/13	at Platteville*	W	20-15
1/17	Carroll	L	13-22
1/20	La Crosse*	L	13-22
1/24	at Carroll	L	13-37
1/27	Stevens Point	L	12-19
2/3	Platteville*	L	10-24
2/10	at Whitewater*	W	22-19
2/15	at Oshkosh*	L	4-26
2/21	Platteville*	W	15-9
2/28	Whitewater*	W	15-9

* - WNC Game

1920-1921

Head Coach: Barney Anderson

Record: 2-9; 1-5 WNC

12/21	Alumni	L	21-25
1/7	at Carroll	L	21-23
1/13	at Whitewater*	L	12-18
1/21	at Oshkosh*	L	11-39
1/29	at Platteville*	L	19-21
2/1	Carroll	L	12-22
2/3	Whitewater*	W	26-25
2/9	Concordia	W	35-16
2/12	Platteville*	L	10-17
2/26	Oshkosh*	L	10-43

* - WNC Game

1919-1920

Head Coach: George F. Downer

Record: 5-7; 3-3 WNC

12/19	M.A.C.	W	45-15
12/23	Alumni	W	34-14
1/1	Wisconsin	L	10-36
1/16	at Whitewater*	W	26-13
1/20	Carroll	L	22-29
1/23	at Platteville*	L	10-28
1/26	at Marquette	L	18-22
2/4	Whitewater*	W	37-14
2/10	Marquette	L	14-31
2/13	Platteville*	W	15-11
2/19	at Oshkosh*	L	17-18
2/27	Oshkosh*	L	10-12

1918-1919

Head Coach: George F. Downer

Record: 10-5

12/30	Wisconsin	L	19-39
1/11	West Allis St. Guards	W	10-6
1/17	Carroll	W	41-25
1/20	Knts. of Columbus	W	27-16
1/22	Concordia	W	58-23
1/25	Carroll	L OT	26-28
2/1	YMCA	W	53-13
2/5	at Concordia	W	44-15

2/7	West Bend A.C.	W	50-10
N/A	Grand Ave. Cong.	W	30-13
2/13	Burlington A.C.	W	65-15
2/15	Beloit College	L	11-17
2/27	River Falls	L	10-15
2/28	Platteville	W	21-15
2/29	River Falls	L	23-36

1917-1918

Head Coach: Paul Stothart

Record: 1-9; 0-8 WNC

1/11	Platteville*	L	17-35
1/18	Oshkosh*	L	18-28
1/26	at La Crosse*	L	21-44
2/1	La Crosse*	L	15-31
2/8	at Whitewater*	L	11-20
2/12	Concordia	W	12-11
2/15	at Platteville*	L	13-47
2/16	at Champion College	L	12-14
2/22	at Oshkosh*	L	14-16
2/27	Whitewater*	L	12-16

* - WNC Game

1916-1917

Head Coach: Barney Anderson

Record: 3-11; 3-5 WNC

12/20	Alumni	L	6-26
1/12	Carroll	L	6-35
1/17	at Whitewater*	L	21-43
1/20	at Marquette	L	10-21
1/26	Oshkosh*	W	16-14
2/2	at Carroll	L	15-47
2/7	Whitewater*	L	19-27
2/8	at Platteville*	L	14-26
2/9	at Champion	L	3-32
2/16	Oshkosh*	W	Forfeit
2/20	Marquette	L	7-22
2/22	Platteville*	L	13-27
2/23	at La Crosse*	L	24-41
3/2	La Crosse*	W	21-6

* - WNC Game

1915-1916

Head Coach: Barney Anderson

Record: 8-10; 5-1 WNC

12/21	Alumni	L	21-35
12/31	Wisconsin	L	12-51
1/2	Wisconsin	L	8-39
1/7	at Lewis	L	11-17
1/8	at Carroll	T	20-20
1/27	Lewis	W	30-15
1/28	Oshkosh*	W	21-15
2/2	Milton	W	29-14
2/4	Lawrence	L	17-23
2/5	at Whitewater*	W	17-13
2/9	Whitewater*	W	25-12
2/18	Platteville*	W	25-12
2/19	at Lawrence	L	23-34
2/24	at Milton	W	22-15
2/25	at Platteville*	L	20-26

2/26	at Champion	L	12-27
3/3	Oshkosh*	W	17-14
N/A	at River Falls	L	20-34
N/A	River Falls	L	23-29

* - WNC Game

1914-1915

Head Coach: Barney Anderson

Record: 15-5; 5-0 WNC

12/12	Wauwatosa Ag.	W	116-10
12/15	Marquette Dentists	W	43-9
12/18	at Fond du Lac	L	22-38
12/21	Alumni	L	21-25
12/28	Milwaukee All Stars	W	65-28
1/2	Wisconsin	L	10-21
1/7	Marquette Dentists	W	39-20
1/9	at Milton	W	34-23
1/13	at Lewis Inst. of Chi.	W	37-18
1/20	Lewis Inst. of Chi.	W	44-11
1/22	Oshkosh*	W	25-15
1/23	at Carroll	L	19-27
1/29	Carroll	W	22-21
2/10	Whitewater*	W	24-16
2/11	at Milton	W	22-21
2/12	at Platteville*	W	33-22
2/13	at Champion	W	19-18
2/20	Ripon	L	18-27
2/24	at Whitewater*	N/A	N/A
2/26	at Oshkosh*	W	31-27
2/27	Platteville*	W	34-15

* - WNC Game

1913-1914

Head Coach: Emmett "Doc" Angell

Record: 11-8; 4-2 WNC

12/13	Westminster	W	34-20
N/A	Alumni	L	21-23
1/9	Wauwatosa Aggies	W	72-12
1/16	at Carroll	L	18-19
1/17	Ripon	L	28-32
1/21	at Lewis Inst. of Chi.	W	34-25
1/24	Federals	W	23-21
1/31	Carroll	W	30-19
2/5	Lewis Inst. of Chi.	W	27-12
2/7	at Oshkosh*	W	20-13
2/11	Whitewater*	W	46-13
2/12	at Platteville*	W	37-22
2/13	at Champion	W OT	14-12
N/A	at Fond du Lac	L	24-32
2/20	Lawrence	L	20-40
2/21	at Whitewater*	W	11-9
2/26	Co. E. Fond du Lac	L	16-22
2/27	Oshkosh*	L	20-28
3/6	Platteville*	L	14-27

* - WNC Game

Year-by-Year Results

1912-1913

Head Coach: Emmett "Doc" Angell

Record: 14-2; 6-0 WNC

1/10	at Whitewater*	W	52-15
1/11	Lawrence	L	14-20
1/17	Platteville*	W	31-16
1/24	at Platteville*	W	36-22
1/25	at Carroll	W	23-22
1/28	Concordia	W	51-22
1/31	Whitewater*	W	51-5
2/1	at Lawrence	L	9-33
2/8	at Oshkosh*	W	21-13
2/15	Lewis Inst. of Chi.	W	54-15
2/21	University Olympics	W	44-21
2/26	at Lewis Inst. of Chi.	W	30-18
3/1	Carroll	W	37-17
3/8	Oshkosh*	W	36-21
3/14	Stein & Callens	W	54-29
3/28	at Stevens Point	W	43-30

* - WNC Game

1911-1912

Head Coach: Emmett "Doc" Angell

Record: 14-2; 4-1 WNC

12/15	Stevens Point	W	25-18
12/17	C.C. Business College	W	53-21
12/19	at Carroll	L	23-29
12/23	Concordia	W	47-23
12/26	University Cardinals	W	49-23
2/2	Oshkosh*	W	23-19
2/9	U. Wisc. Engineers.	W	42-26
2/10	at Whitewater*	W	66-9
2/16	Carroll	W	25-20
2/21	Northminister	W	28-21
2/23	at Oshkosh*	L	5-12
3/1	Whitewater*	W	57-9
3/8	at La Crosse*	W	42-16
3/9	Ripon College	W	32-22
3/15	G.A.C. Pirates	W	43-21

* - WNC Game

1910-11

Head Coach: Emmett "Doc" Angell

Record: 12-5

11/11	Juniors	W	29-3
11/18	Alumni	W	19-17
11/25	Perserverance	W	27-16
11/29	Alumni	W	30-15
12/2	Northminister	W	24-18
12/9	Wisconsin Coll. P&S	W	34-22
12/16	Racine	L	13-18
1/6	Oshkosh	L	16-36
1/13	Juniors	W	48-10
1/20	Whitewater	W	48-20
2/17	Racine	W	58-18
2/23	Missouri House Coll.	W	32-26
3/3	at Whitewater	W	37-16
3/10	Perserverance	L	19-21

1909-1910

Head Coach: Charles Davies

Record: 4-11

12/3	Northminister	W	45-13
12/10	Carroll	W	36-17
12/15	Mission House	L	26-28
12/17	Concordia	L	25-27
1/7	Oshkosh	L	26-47
1/15	at Carroll	L	26-44
1/19	Concordia	W	N/A
1/20	Wayland Academy	W	40-22
1/28	Oshkosh	L	12-36
2/4	at Lawrence	L	5-36
2/11	at Wayland Acad.	N/A	N/A
2/18	Lawrence	L	16-35
2/25	St. John's M.A.	L	18-50
3/4	Beloit College	L	17-35
3/11	at Whitewater	L	25-31
3/18	Perserverance	L	23-25

1908-1909

Head Coach: Charles Davies

Record: 7-8

11/21	Cardinals	W	54-19
12/4	Red Ravens	L	17-43
12/11	Carroll	L	22-31
12/18	Whitewater	W	36-13
1/8	Carroll	L	28-29
1/16	Sacred Heart	L	29-32
1/23	Lawrence	L	12-33
1/29	Whitewater	W	37-23
2/5	Sacred Heart	W	28-16
2/9	Concordia	W	31-29
2/20	Wayland Academy	L	21-31
2/27	St. John's M.A.	L	21-31
3/6	Lawrence	W	17-12
3/12	Wayland Academy	W	22-20
3/19	St. John's M.A.	L	17-55

1907-1908

Record: 3-5

10/18	at South Milwaukee	NA	NA
10/23	Grand Av. Cong.	NA	NA
11/4	Concordia	NA	NA
11/15	West Side Ath. Club	W	36-25
11/29	Yellow Perils	NA	NA
12/6	at Burlington	NA	NA
12/13	at Wauwatosa	W	43-41
12/14	at Carroll	NA	NA
1/17	Carroll	L	16-39
1/24	at Whitewater	L	40-47
2/8	Burlington	W	40-15
2/15	at Sacred Heart	L	29-30
2/21	Grand Ave. Cong.	NA	NA
2/28	Whitewater	L	19-23
3/13	South Milwaukee	L	11-12
4/3	West Side Ath. Club	NA	NA

1906-1907

Record: 2-3

11/17	Concordia	NA	NA
11/20	Cream Cty. Bus. Co.	W	87-5
11/24	at Aerial, Manitowoc	NA	NA
11/27	Tuscaroras	NA	NA
12/3	at Kenosha YMCA	L	19-49
12/7	West Side Ath. Club	NA	NA
12/11	Milwaukee Acad.	NA	NA
12/14	Kenosha YMCA	NA	NA
12/20	East Division H.S.	L	21-31
1/4	at Burlington	NA	NA
1/8	West Division H.S.	W	28-17
1/11	Carroll	L	14-55
1/18	at St. John's M.A.	NA	NA
1/25	Burlington	NA	NA
2/1	at Carroll	NA	NA

1905-1906

Record 2-6

11/17	Kenosha	W	21-20
12/15	at St. John's	NA	NA
1/11	West Side A.C.	L	26-37
1/12	at Burlington	L	21-28
1/20	at Carroll	NA	NA
1/23	South Division H.S.	L	16-36
1/26	Burlington	W	NA
2/24	West Side Athletics	L	24-39
3/3	at Carroll	L	17-25
3/9	at Sheboygan City	NA	NA
3/10	Sheboygan City	NA	NA
3/16	Oshkosh	L	15-32

1904-1905

Record: 2-6

12/9	Burlington	W	37-30
12/16	East Side H.S.	L	23-29
1/6	at Carroll	L	26-45
1/14	at Iroquois	L	33-43
1/20	at Kenosha YMCA	L	26-57
1/21	R.R. YMCA	NA	NA
1/27	at Burlington	W	38-20
2/3	Carroll	L	27-36
2/10	at St. John's Military Acad.	L	16-27
2/17	at Sheboygan	NA	NA
2/18	at Reach Ath. Club	NA	NA
3/3	Racine H.S.	NA	NA

1903-1904

Record: 13-5

12/2	Cardinals	W	58-6
12/4	West Side	W	33-22
12/12	at Burlington	W	29-22
12/18	East Side	W	40-22
NA	S.S. High	W	52-13
1/8	at Racine	W	38-33
1/15	at Sheboygan	L	25-41
1/19	at Two Rivers	L	25-65
1/22	at Kenosha YMCA	L	32-42
1/29	Racine High	W	51-30

Year-by-Year Results

2/6	at St. John's Military Acad.	W	42-9	2/16	Racine	W	25-19
2/8	North Side	W	21-10	2/23	Cardinals	W	40-10
2/18	at South Side	W	46-20	3/1	YMCA	L	20-29
2/20	at Iroquois	L	28-32	3/6	Company E.	W	32-8
2/23	Independents	W	64-15	3/15	YMCA	W	33-20
2/27	Central YMCA	W	39-37	3/22	Battery A	W	48-9
3/4	M.A.C	L	37-40	3/29	M.A.C.	L	21-29
3/12	Burlington	W	42-19				

1902-1903

Record: 8-9

NA	Cardinals	W	44-6
NA	Sheboygan	L	21-34
1/7	Westiders High	W	30-14
NA	Alumni	L	13-21
NA	Academy	W	46-12
NA	M. Medics	W	28-6
NA	Fond du Lac Co. E.	L	14-32
NA	W.D. High	W	28-18
NA	S.D. High	L	9-18
NA	Cardinals	W	25-10
NA	Academy	L	15-16
NA	S.D. High	L	16-17
NA	Kenosha YMCA	L	25-28
NA	W.D. High	W	38-14
NA	Racine	L	25-36
NA	Kenosha YMCA	L	25-27
NA	Milwaukee YMCA	W	36-17

1901-1902

Record: 15-2

NA	Cardinals	W	65-13
NA	Alumni	L	18-27
11/29	Wisconsin	L	18-37
NA	South Side High	W	35-24
NA	Phys. & Surgeons	W	65-9
NA	West Side High	W	33-17
1/18	Company E.	W	36-26
1/26	Waukesha High	W	64-32
NA	East Side High	W	27-19
2/7	Oshkosh	W	33-28
2/22	Lawrence	W	27-17
NA	Cardinals	W	50-1
NA	Sodality Athletics	W	97-9
NA	Marquette	W	35-16
NA	Alumni	W	30-19
NA	West Side High	W	28-11
NA	All Stars	W	38-7

1900-1901

Record: 13-3

10/26	Alumni	W	19-14
11/2	West Side High	W	14-13
11/23	Alumni	W	19-16
12/15	Fond du Lac	L	9-45
1/9	South Side High	W	34-15
1/20	YMCA	W	34-17
2/1	Waukesha High	W	42-23
2/4	East Side High	W	35-15
2/6	M.A.C.	W	19-17

1899-1900

Record: 0-3

12/20	South Side	L	11-12
1/10	South Side	L	11-13
1/26	at Badgers	L	16-38

1899-1900

Record: 7-1

12/21	East Side High	W	59-8
1/6	Alumni	L	21-25
1/27	Alumni	W	36-8
2/9	East Side High	W	51-10
2/16	South Side High	W	55-14
3/1	South Side High	W	27-19
3/2	M.A.C.	W	20-18
3/21	at South Side High	W	32-16

1897-1898

Record: 5-1

12/12	YMCA Yellows	W	16-11
1/8	Racine YMCA	W	20-12
1/15	East Side High	W	14-13
2/4	Racine YMCA	L	20-29
2/12	East Side High	W	22-18
3/25	Racine YMCA	W	25-20

1896-1897

Record: 9-2

11/7	YMCA Blues	W	28-23
11/14	YMCA Whites	W	6-4
11/21	YMCA Whites	L	1-5
12/4	YMCA Blues	L	13-29
12/11	at YMCA Blues	W	24-18
1/15	YMCA Bowlers	W	41-10
2/5	YMCA Whites	W	34-10
2/13	YMCA Bus.	W	33-23
3/13	YMCA Reds	W	19-6
4/2	at East Side High	W	19-6
4/9	YMCA Students	W	29-5

1895-1896 - Only a team roster on file

Horizon League Players of the Year

Ed McCants • 2004-05

McCants capped his career in a Panther uniform with the League Player of the Year award in 2004-05. He ranked second in the league in scoring while standing first in three-point field goals made, seventh in assists and 11th in three-point field goal percentage. He led MKE in scoring and steals and passed 1,000 points in his Milwaukee career in just two seasons.

McCants posted a number of stellar outings throughout the year, including a 38-point effort against Detroit. He scored in double figures in 19-straight games and passed 20 points in 11 of those games during the streak. He also made a three-point basket in every game during the regular season and led the Panthers in scoring 12 times. McCants is a two-time award-winner, having won League Newcomer of the Year and first-team all-league honors in his first season in a Panther uniform in 2003-04.

Dylan Page • 2003-04

Page became the first-ever Panther to earn Horizon League Player of the Year honors when he won the award following the 2003-04 campaign. The Horizon League's leading scorer for the season, he ranked in the top 10 in the league in seven statistical categories. A National Association of Basketball Coaches First-Team All-District 11 honoree, Page held or shared team-high scoring honors 20 times during the season. He was in double figures in scoring in all 27 regular-season games, while scoring 20 or more points 17 times. He was named the Horizon League Player of the Week twice and added three double-doubles in 2003-04, giving him five for his career. His career point total wrapped up at 1,388, making him one of just seven Panthers to have passed the 1,000-point barrier since UWM moved back to the Division I ranks in 1990.

Associated Press

Honorable Mention All-America

Ed McCants	2004-05
Dylan Page	2003-04

National Association of Basketball Coaches

First Team All-District

Dylan Page	2003-04
Dylan Page	2001-02

NABC Second Team All-District

Matt Tiby	2015-16
Anthony Hill	2010-11
Clay Tucker	2001-02
Von McDade	1990-91

Horizon League/ Midwestern Collegiate Conference (1994-Present)

Coach of the Year

Rob Jeter	2010-11
Bruce Pearl	2001-02
Bruce Pearl	2002-03
Bruce Pearl	2004-05

Player of the Year

Ed McCants	2004-05
Dylan Page	2003-04

Newcomer of the Year

Ed McCants	2003-04
------------	---------

All-League First Team

Matt Tiby	2015-16
Anthony Hill	2010-11
Joah Tucker	2005-06
Joah Tucker	2004-05
Ed McCants	2004-05
Ed McCants	2003-04
Dylan Page	2003-04
Dylan Page	2002-03
Clay Tucker	2002-03
Clay Tucker	2001-02
Chad Angeli	1999-2000

All-League Second Team

Jeremiah Bell	2017-18
Jordan Johnson	2015-16
Steve McWhorter	2014-15
Matt Tiby	2014-15
Jordan Aaron	2013-14
Kaylon Williams	2011-12
Ricky Franklin	2009-10
Tone Boyle	2008-09
Paige Paulsen	2007-08
Boo Davis	2005-06
Adrian Tigert	2005-06
Ronnie Jones	2001-02
Clay Tucker	2000-01
Chad Angeli	1998-99
Roderick Johnson	1995-96
Shannon Smith	1994-95

All-Defensive Team

Ryan Allen	2011-12
Adrian Tigert	2005-06
Clay Tucker	2002-03
Clay Tucker	2001-02

All-Newcomer Team

Jordan Aaron	2012-13
Kaylon Williams	2010-11
Tone Boyle	2008-09
James Eayrs	2008-09
Deonte Roberts	2007-08
Paige Paulsen	2006-07
Ed McCants	2003-04
Joah Tucker	2003-04

Adrian Tigert	2001-02
James Wright	2000-01
Clay Tucker	1999-2000
Damion Ninkovic	1997-98
Roderick Johnson	1995-96
Shannon Smith	1994-95

All-Tournament Team

Brock Stull	2016-17
Brett Pahl	2016-17
Jordan Aaron (MVP)	2013-14
Kyle Kelm	2013-14
Matt Tiby	2013-14
Anthony Hill	2010-11
Adrian Tigert (MVP)	2005-06
Boo Davis	2005-06
Joah Tucker	2005-06
Joah Tucker (MVP)	2004-05
Ed McCants	2004-05
Dylan Page	2003-04
Clay Tucker (MVP)	2002-03
Ronnie Jones	2002-03
Dylan Page	2002-03

Player of the Week

Jordan Johnson	Dec. 21, 2015
Jordan Johnson	Dec. 7, 2015
Steve McWhorter	Feb. 23, 2015
Steve McWhorter	Nov. 18, 2013
Tony Meier	Feb. 27, 2012
James Haarsma	Nov. 28, 2011
Tony Meier	Feb. 28, 2011
Anthony Hill	Feb. 7, 2011
Anthony Hill	March 1, 2010
James Eayrs	Nov. 30, 2009
James Eayrs	Jan. 19, 2009
Avery Smith	Jan. 5, 2008
Marcus Skinner	Jan. 28, 2008
Paige Paulsen	Jan. 22, 2007
Adrian Tigert	Feb. 13, 2006
Adrian Tigert	Jan. 2, 2006
Boo Davis	Dec. 26, 2005
Joah Tucker	Jan. 17, 2005
Ed McCants	Jan. 10, 2005
Kalombo Kadima	Feb. 2, 2004
Dylan Page	Jan. 12, 2004
Dylan Page	Dec. 29, 2003
Joah Tucker	Nov. 24, 2003
Clay Tucker	March 3, 2003
Dylan Page	Dec. 23, 2002
Dylan Page	Dec. 16, 2002
Jason Frederick	Feb. 11, 2002
Clay Tucker	Jan. 21, 2002
Ronnie Jones	Dec. 10, 2001
Clay Tucker	Feb. 26, 2001
Chad Angeli	Jan. 17, 2000
Cyrus Caldwell	Nov. 23, 1998
Roderick Johnson	Feb. 11, 1996
Shannon Smith	Jan. 22, 1995

The Panthers call downtown Milwaukee home for men's basketball games.

In November of 2013, the University of Wisconsin-Milwaukee men's basketball team returned after a one-year hiatus, and in 2014, the university went even further, acquiring naming rights, and making the newly-renamed "UW-Milwaukee Panther Arena" a focus of their community outreach and marketing. Corresponding investments by the Wisconsin Center District include replacing all of its 8,910 permanent seats, installing a new, state-of-the art \$1.1 million scoreboard, and new exterior lighting and signage.

The University and the Wisconsin Center District also started a new five-year agreement to allow the Panthers to play at the Arena, which has hosted some of the most memorable basketball events in Milwaukee history. The Panthers had played nearly all of their exhibition, regular season and postseason games at the Arena since 2003-04 before playing on-campus during the 2012-13 campaign.

Milwaukee's previous return for the 2003-04 campaign was sparked by a highly-successful 2003 Horizon League Men's Basketball Tournament. After drawing more than 7,000 fans for the seminal round, UWM drew a then-record 10,115 for the title-game win over Butler. The combination of Milwaukee basketball and what was then the U.S. Cellular Arena looked to be a winning one for all involved.

"It is exciting to be moving our men's basketball games back downtown," Milwaukee Director of Athletics Amanda Braun said at the time. "We've had great discussions with officials from the Wisconsin Center District over the last few months about our partnership, and we've constructed an agreement that is extremely positive for everyone. We are seeking the best opportunities for all of our programs to be successful, and this makes sense as the home for our men's basketball program."

The Wisconsin Center District was also excited to restart the partnership.

"Downtown Milwaukee serves as a hub for Panthers' fans and we are excited to be partnering once again with UWM and the Panthers' basketball team," Wisconsin Center District Board Chairman Franklin Gimbel said. "The location, as well as the intimate atmosphere, positions the Arena as a first-class college basketball venue."

"We look forward to welcoming the team back to downtown and joining with students and fans to cheer the Panthers on to victory," Wisconsin Center District President and CEO Richard Geyer said.

The Panthers actually have a fairly extensive history at the Arena, which has also been known as the MECCA, U.S. Cellular Arena and the Wisconsin Center District Arena over the years. UWM moved its schedule downtown for the 1992-93 season, two years after returning to the Division I ranks, and proceeded to win all 12 of its home games that season while drawing more than 8,000 fans for a contest with Green Bay. The Panthers continued to play their games at the Arena through the 1997-98 campaign before moving back to the on-campus Klotsche Center for the next five seasons.

The storied building, originally built in 1950 and also currently the home for indoor soccer's Milwaukee Wave, has been the home to the NBA's Milwaukee Bucks. In fact, the Bucks played their first game at the Arena on Oct. 16, 1968, falling to the Chicago Bulls, 89-84, in front of 8,468 fans. Just four years later, the Bucks were celebrat-

ing playing in the NBA Finals at the Arena, claiming the 1971 NBA title. The Bucks called the Arena home until 1988, when they moved across the street to the Bradley Center. Marquette and coaching legends Hank Raymond and Al McGuire also called the Arena home during some of its finest moments. Then the Warriors, Marquette won the 1977 National Championship after playing in the 1974 Final Four. Now the Golden Eagles, Marquette has also played at the Bradley Center since 1988.

Since those days, the building has undergone extensive renovations in recent seasons and ranks as one of the finest facilities in the Horizon League. That proved to be the case again in the spring of 2016, when the Milwaukee Admirals signed a 10-year lease to return to playing at the facility. Included in the move comes \$6.3 million in arena upgrades. Upgraded concession stands, modernized bathrooms, an expanded fan store for all teams that call the Arena home and renovated locker rooms are just some of the long list of improvements that have gone into making UWM Panther Arena better for all.

The Arena provides a number of amenities for players, media and fans that make it a first-class college basketball venue.

UW-Milwaukee Panther Arena Single-Game Attendance Records

1.	10,783	Detroit	3/8/05
2.	10,437	Butler	3/8/11
3.	10,254	UIC	3/9/04
4.	10,143	Wisconsin	12/13/11
5.	10,120	Wisconsin	12/10/14
6.	10,115	Butler	3/11/03
7.	10,021	Butler	3/7/06
8.	10,017	Wisconsin	12/12/07
9.	8,703	Green Bay	1/31/04
10.	8,653	Loyola	3/8/05
11.	8,631	Green Bay	1/13/93
12.	7,502	Loyola	3/4/06
13.	7,431	Valparaiso	3/5/11
14.	7,411	UIC	3/8/03
15.	7,120	Marquette	11/27/10
16.	6,660	Missouri State	2/18/06
17.	6,637	Wright State	1/21/06
18.	6,455	Youngstown State	2/12/05
19.	6,435	Butler	1/26/12
20.	6,190	Green Bay	1/27/07

Milwaukee's Season Average Attendance Records

1.	2005-06	79,572	5,305
2.	2004-05	70,923	5,066
3.	2003-04	60,541	4,324
4.	2002-03	55,453	4,266
5.	2011-12	66,462	4,154
5.	2010-11	62,306	4,154



With no obstructed-view seats, the Arena's configuration puts every patron close to the action and the Arena is well-known for being spectator-friendly. The building continues to undergo renovations and improvements and now has added Panther branding and other black and gold features.

In 2013, the Milwaukee men's basketball team returned after a year hiatus, and in 2014, the university went even further, acquiring naming rights, and making the newly-renamed "UW-Milwaukee Panther Arena" a focus of their community outreach and marketing. Corresponding investments by the Wisconsin Center District include replacing all of its 8,910 permanent seats, installing a new, state-of-the-art \$1.1 million high-definition scoreboard, and new exterior lighting and signage. With the signing a 10-year lease to play in the building starting in 2016-17, another \$6.3 million has been invested by the Milwaukee Admirals and the WCD over three years.

In 2000, ice-making ability was restored, and bold new outdoor lighting, signage and electronic messaging systems were added. More recently, construction of a new, outdoor, public promenade alongside the building - the Wisconsin Athletic Walk of Fame - was completed.

A new media room provides ample workspace for members of the media before, during and after events, and the arena rates as the best media-services area in the Horizon League. Plus, the renovated home locker room is truly a home away from home for the Panthers, including large wood lockers, a television, a separate coaches' room and a training room.

UWM has also put its own touches on the basketball setup at the Arena. Courtside seating provides some fans an up-close look at the action, with a second row of courtside seats and additional courtside seating on the baseline added over the past few years. Plus, UWM has also set up a VIP pregame and halftime reception area - the ATI Club - in the south end-zone, giving fans a close-by location to purchase beverages and mingle before and during the game.

The Panthers have played a total of 285 games as the home team at the Arena, compiling a 172-113 mark. They have won 128 of their 179 contests downtown since returning for the 2002-03 postseason (the team also did not play downtown in 2012-13).

Milwaukee has also played Marquette a handful of times as the road team at the Arena.

Year by Year Record at UW-Milwaukee Panther Arena

2017-18	9-7
2016-17	5-8
2015-16	9-4
2014-15	9-4
2013-14	4-6
2011-12	11-3
2010-11	9-5
2009-10	10-4
2008-09	12-3
2007-08	9-8
2006-07	7-7
2005-06	13-2
2004-05	13-1
2003-04	8-3
2002-03	2-0
1997-98	2-10
1996-97	6-4
1995-96	5-7
1994-95	2-10
1993-94	5-7
1992-93	11-0
1991-92	2-1
1990-91	3-2
1977-78	1-0
1974-75	6-6
1972-73	6-1
1971-72	2-3
TOTAL	172-113

UNITED WE ROAR



ABOUT THE UW-MILWAUKEE PANTHER ARENA

The UW-Milwaukee Panther Arena, once known popularly as the MECCA and the U.S. Cellular Arena, has been home to Milwaukee's basketball champions over its 67 years of existence.

The Milwaukee Panthers have won three regular season Horizon League titles and appeared in four NCAA Tournaments while calling the UW-Milwaukee Panther Arena home.

Marquette played its home games at the Arena when it won the 1977 NCAA National Championship.

The Milwaukee Bucks won the 1971 NBA Championship while playing at the Arena. The team also advanced to the NBA Finals in 1974 and advanced to the conference finals four other times while calling the building home.

Nearly all of the "50 Greatest Players In NBA History" played at the Arena.

The 1977 NBA All-Star Game was played in the Arena. The game's MVP was Julius Erving and the rosters included stars like John Havlicek, Pete Maravich and Kareem Abdul-Jabbar.

MILESTONE DATES AT THE ARENA

- **Dec. 13, 1971:** UWM plays its first-ever game at the Arena, then known as the MECCA. The Panthers fell to UTEP, 57-41. The Panthers beat Southern Illinois the next month for their first win downtown.
- **Dec. 1, 1992:** UWM plays its first game downtown as a permanent tenant in the Arena, beating Western Michigan, 84-75.
- **Jan. 13, 1993:** UWM and Green Bay play an overtime contest in front of a then-record 8,631 downtown. The Panthers win, 75-68.
- **March 8, 2003:** UWM plays at the Arena for the first time in five years, beating UIC, 75-73, in the Horizon League Tournament semifinals. Three days later, UWM beats Butler, 69-52, to win the Horizon League Championship in front of a national-television audience and 10,115 fans.
- **Nov. 22, 2003:** UWM returns its regular season games downtown, beating Montana, 95-83, in the season opener.
- **March 9, 2004:** UWM falls to UIC in the league title game in front of 10,254 fans.
- **March 8, 2005:** In front of a sellout crowd of 10,783, UWM beats Detroit, 59-58, to win the Horizon League Tournament and claim its second ever berth in the NCAA Division I Tournament.
- **March 7, 2006:** In front of more than 10,000 fans, the Panthers dominate Butler, 87-71, to return to the NCAA Tournament for a third time.
- **Feb. 18, 2009:** The Panthers beat No. 21 Butler, 63-60, claiming their first-ever regular season victory over a nationally-ranked team.
- **Nov. 27, 2010:** UWM is the home team in a matchup with Marquette for the first time ever, falling in a 75-72 heartbreaker.
- **March 8, 2011:** The Panthers return to the league title contest, falling to eventual national runner-up Butler in front of 10,437 fans.
- **Dec. 13, 2011:** UWM nearly upsets rival Wisconsin in front of 10,143 fans. The Panthers had the game tied with five minutes remaining.
- **Oct. 31, 2013:** The Panthers return downtown after a one-year absence with an 80-52 exhibition victory over Marian University.
- **June 26, 2014:** The University of Wisconsin-Milwaukee and the Wisconsin Center District announce a new 10-year partnership that rebrands the old Arena as the UW-Milwaukee Panther Arena.
- **Nov. 6, 2014:** The Panthers claim a 68-54 exhibition victory over Platteville in the program's first official "home" game at UWM Panther Arena.
- **Dec. 10, 2014:** A crowd of 10,120 fills the Arena as the Panthers take on the No. 5/6 Wisconsin Badgers, a team that ended up as NCAA runner-ups on the season.

2018-19 SCHEDULE

Date	Opponent	Location	Time
Oct. 31	CONCORDIA WISCONSIN (EXHIBITION)	Klotsche Center	7 p.m.
Nov. 6	at Boston College	Chestnut Hill, Mass.	6 p.m.
Nov. 10	NORTH DAKOTA (HOMECOMING)	UWM Panther Arena	6 p.m.
Nov. 13	at Florida International	Miami, Fla.	6 p.m.
Nov. 16	at Cincinnati	Cincinnati, Ohio	6 p.m.

BASKETBALL HALL OF FAME BELFAST CLASSIC

Nov. 20	LIU BROOKLYN	UWM Panther Arena	7 p.m.
Nov. 23	ALBANY	UWM Panther Arena	7 p.m.
Nov. 30	vs. Buffalo	Belfast, Northern Ireland	4:30 a.m.
Dec. 1	vs. Stephen F. Austin/San Francisco	Belfast, Northern Ireland	7/9:30 a.m.

Dec. 6	DRAKE	UWM Panther Arena	7 p.m.
Dec. 9	at North Dakota	Grand Forks, N.D.	3 p.m.
Dec. 13	at UMKC	Kansas City, Mo.	6 p.m.
Dec. 16	WISCONSIN LUTHERAN	Klotsche Center	4 p.m.
Dec. 22	at Western Michigan	Kalamazoo, Mich.	2 p.m.
Dec. 29	GREEN BAY*	UWM Panther Arena	7 p.m.
Jan. 3	CLEVELAND STATE*	UWM Panther Arena	7 p.m.
Jan. 5	YOUNGSTOWN STATE*	UWM Panther Arena	4 p.m.
Jan. 10	at Oakland*	Rochester, Mich.	6 p.m.
Jan. 12	at Detroit Mercy*	Detroit, Mich.	12 p.m.
Jan. 17	UIC*	UWM Panther Arena	7 p.m.
Jan. 19	IUPUI*	UWM Panther Arena	6 p.m.
Jan. 24	at Wright State*	Dayton, Ohio	6 p.m.
Jan. 26	at Northern Kentucky*	Highland Heights, Ky.	6 p.m.
Feb. 1	at Green Bay*	Green Bay, Wis.	7 p.m.
Feb. 7	at Youngstown State*	Youngstown, Ohio	6 p.m.
Feb. 9	at Cleveland State*	Cleveland, Ohio	1 p.m.
Feb. 14	DETROIT MERCY*	UWM Panther Arena	7 p.m.
Feb. 16	OAKLAND*	UWM Panther Arena	6 p.m.
Feb. 22	at IUPUI*	Indianapolis, Ind.	6 p.m.
Feb. 24	at UIC*	Chicago, Ill.	3:12 p.m.
Feb. 28	NORTHERN KENTUCKY*	UWM Panther Arena	7 p.m.
March 2	WRIGHT STATE*	UWM Panther Arena	6 p.m.

MOTOR CITY MADNESS HORIZON LEAGUE CHAMPIONSHIP

March 5-6	Highest Available Seeds	TBA	TBA
March 11-12	Little Caesars Arena	Detroit, Mich.	TBA

All Times Central and Subject to Change | Home Games in **BOLD**

MKEPANTHERS.COM

